

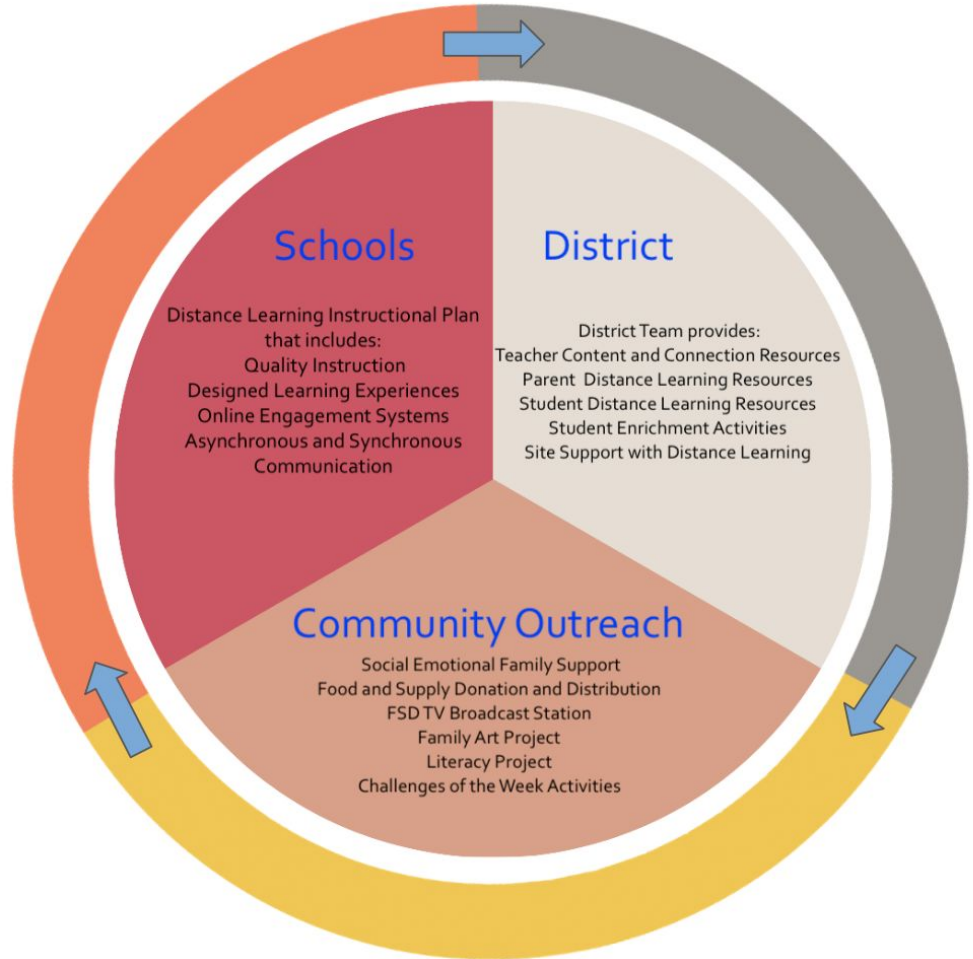
DRAFT



Board Presentation

July 28, 2020





Distance Learning FSD 360°: 5 Elements










5 Elements of Distance Learning	Description
Instruction	Core Skills and Standards: Guaranteed and Viable Standards Learning Pedagogy: Marzano Lesson Design
Designed Learning Experiences and Activities	Content Curation, Student Engagement
Online Engagement Systems and Learning	Method of Delivery: i.e. Google Platform, Seesaw Enrichment Activities: Community Connection
Daily Distance Learning Schedules	Classroom norms, expectations & suggested schedules
Communication	Synchronous - Video conference during fixed time slots Asynchronous - Email, message through a discussion board

Distance Learning FSD 360° Circle of Support

Stakeholders	Links
Site Support	<u>Distance Learning Instructional Guidelines</u>
Teacher Support	<u>Teacher Resource Website with PD</u>
Parent Support	<u>Parent Resources Website with Family Activities</u>
Student Support	<u>Student Resources Website</u>
Community Support	<u>Food & Community Resources</u> and <u>SEL Support</u>

Distance Learning: 1st Grade DLA Example

- On Sunday night parents received the weekly lessons with links to the lessons and activities.
- The teachers would meet with students on Zoom. The class was split into two smaller groups and the teachers would host two Zoom sessions regularly. During this time, they would go over the lesson of the week from the core curriculum.
- Teachers used Kahoot and Nearpod as formative assessments to guide instruction for the next week. They used seesaw to give feedback, share story problems and share different strategies during the zoom.
- Teachers set up parent meetings to explain the lesson plan and guide parents

Subject/ Materia	Monday/lunes	Tuesday/ martes	Wednesday/miércoles	Thursday/ jueves	Friday/viernes
Spanish Language Arts/ Artes de lenguaje español	Sílabas trabadas: pra, pre, pri, pro, pru/ consonant blends pra,, pre, pri, pro, pru  code/ código: done NPAGS	página 312-313 del libro de "Tu Turno". Page 312 - 313 from "Tu Turno" book 	Pg. 315-316 y preguntas en la pg. 319/ Pg 315-316 Tu Turno Book, complete comprehension questions on pg 319. 	Análisis estructural: pronombre reflexivo "tu": practica pg. 320/ Structural analysis: pronoun "tu" - practice pg. 320 	Kahoot (repaso de la semana / review of the week) Kahoot! código/code: 03161366 Link
Writing/Escritura	Escritura Persuasiva Persuasive Writing Video de lección Escribe tu conclusion. Si ya terminaste comienza otra pieza persuasiva . / Write your conclusion: If you're done start another persuasive piece.	Escritura Persuasiva Persuasive Writing Usa la lista para revisar y editar tu escritura persuasiva. Recuerda usar una pluma de color diferente./ Use the checklist and a different colored pen to edit and revise your writing.	Dia Corto / Short Day	Escritura Persuasiva Persuasive Writing Elige una aplicación para publicar tu escritura editada./ Choose an app to publish your edited writing piece  	Graba tu voz o graba un video leyendo tu escritura donde intentas persuadir a tus padres. ¿Convenciste a tus padres? / Record your voice or record a video reading your writing where you try to persuade your parents.
Math/Matemáticas	Figuras de 3D / 3D figures. Lesson Practica y repaso / practice & review	Atributos de Figuras 3D / 3D figures and their attributes.  Código/ code: PDRFX	Combinar figuras tridimensionales -Practica del libro Pg. P197 - P198 / Combining 3 dimensional shapes . -Practice book pg. P197 - P198	Haz una búsqueda de objetos de 3D en casa y crea una figura nueva. Usa seesaw o manzanita para tomar una foto y explicar qué figuras de 3D usaste. ejemplo  	Repaso / Review Kahoot! Link código/code: 06110741

Sample Upper Grade Schedule


1. ELA (Reading and Writing) 2 Hours
2. Math 1 Hour
3. Break 15 minutes
4. Science/Science 1.5 hours
5. Lunch 30 Minutes
6. Art/PE/Social Emotional 45 Minutes

Distance Learning: Junior High



Jr. High Example of Distance Learning

By: Mr. Mosley



Distance Learning: Special Education Example

Reading

GROUP 1	GROUP 2	GROUP 3 AND 4
<p>Click on Hyperlink to view the assignments for the week. Hyper links for fluency and comprehension are below. Seesaw activities are ready for your child to complete. Reading Group Instructions</p> <p>Word Families Short /o/ and /i/</p> <p style="text-align: center;">Fluency</p> <p style="text-align: center;">Listening Comprehension Passages</p>	<p>Flex Reading Passage: Helen Keller Passage</p> <p>****This is a paper packet I sent home with your child's classroom materials.</p> <p>Click on Hyperlink to view the assignments for the week. Hyper links for fluency and comprehension are below. Seesaw activities are ready for your child to complete. </p> <p style="text-align: center;">Packet Instructions</p>	<p>Informational Text</p> <p style="text-align: center;">NewsELA</p> <ol style="list-style-type: none"> 1. Read or have an adult read to you 2. Answer questions on a separate paper. See example. 3. Take a photo of your work 4. Post to Seesaw <p style="text-align: center;">NewsELA Article 1</p> <p style="text-align: center;">NewsELA Article 2</p> <p style="text-align: center;">NewsELA Article 3</p> <p style="text-align: center;">NewsELA Article 4</p>



Writing

GROUP 1	GROUP 2	GROUP 3	GROUP 4
<ol style="list-style-type: none"> 1. Daily Writing Quick writing using Wh questions to create your story. 2. Daily Journal Prompts 	<ol style="list-style-type: none"> 1. Daily Writing Quick writing using Wh questions to create your story. 2. We are going to practice summarizing chunks of information we read. Complete 3 a day. You may write on paper at home and post a picture of your summary on Seesaw or Type your response on Seesaw 	<ol style="list-style-type: none"> 1. Daily Writing Quick writing using Wh questions to create your story. 2. We are going to practice summarizing chunks of information we read. Complete 3 a day. You may write on paper at home and post a picture of your summary on Seesaw or Type your response on Seesaw 	<ol style="list-style-type: none"> 1. Daily Writing Quick writing using Wh questions to create your story. 2. We are going to practice summarizing chunks of information we read. Complete 3 a day. You may write on paper at home and post a picture of your summary on Seesaw or Type your response on Seesaw

Math

Simple Solutions

Your child can start where they left off. Everyone is on a different page. Except for students who mainstream for math.

HMH Player

Your child has an App on their iPad. That is the App they will use to access the Math Lessons before they complete the workbook pages.

GROUP 1	GROUP 2	GROUP 3	GROUP 4
<ol style="list-style-type: none"> 1. Simple Solution Complete 1 page per day. Pick 5-10 problems on page selected for that day to complete with adult guidance. 2. Seesaw for math activities Math Focus adding by counting. 3. Complete Go Math lessons on HMH player. 	<ol style="list-style-type: none"> 1. Simple Solution Complete 1 page per day. Pick 5-10 problems on page selected for that day to complete with adult guidance. 2. Complete HMH Player lessons Chapter 5.1-5.5 3. Pick any 5 problems from each lesson in your Go Math Workbook. Take a picture and post on Seesaw. 3. Complete Go Math lessons on HMH player. 	<ol style="list-style-type: none"> 1. Simple Solution Complete 1 page per day. Pick 5-10 problems on page selected for that day to complete with adult guidance. 2. Complete HMH Player lessons Chapter 5.1-5.5 3. Pick any 5 problems from each lesson (5.1, 5.2, 5.3, and 5.4) in your Go Math Workbook. Take a picture and post on Seesaw. 4. Complete Seesaw Array actives. 	<ol style="list-style-type: none"> 1. Simple Solutions Page 74-83. Choose 5-8 problems to complete for each lesson. One lesson per day. Take a picture of your work and post it on Seesaw 2. Complete HMH Player lessons 12.11 and 12 review test 3. Follow Mrs. Stanislaw MATH lessons. 4. Modify your lesson by only completing the "On your Own" section or selecting 4-5 problems of your choice to complete. Take a picture and post to Seesaw the work you have completed. <div style="text-align: center; border: 1px solid black; padding: 5px; margin-top: 10px;"> GROUP 5 </div> <ol style="list-style-type: none"> 1. In your google drive under "Shared with me", you will find Ms. Cha's 5th grade lesson plan. Follow her Math lessons. I will push out the lesson on the HMH player. 2. You are starting Chapter 10 this week.

Zoom Schedule

UPDATE
GO

	MONDAY	TUESDAY	WEDNESDAY	THURSDAY	FRIDAY
8-8:45	Office Hours				
9:00	Parent Consult With Mrs. Hitz	Small Group : Mrs. Hitz Focus: Writing/ Reading 1 on 1 : with Ms. K Focus: Vocational Goals	Student Check and Connect: Zoom or Call	Small Group : Mrs. Hitz Focus: Math Small Group : Ms. K Focus : Vocabulary	Small Group :Ms. K Focus: Reading Goal Small Group : Mrs. Hitz Focus: Reading
9:30	Student Check and Connect: Zoom or Call the following with students	Small Group : Mr. E Focus: Mainstream Math Review Parent Consult With Mrs. Hitz	Whole Group : Mrs. Hitz Focus: Social Skills, CGI math, writers workshop	Small Group : Mr. E Focus: Mainstream Math Review Parent Consult With Mrs. Hitz	Whole Group : Mrs. Hitz Focus: Social Skills, CGI math, writers workshop
10:00	Student Check and Connect: Zoom or Call the following students: Student 7 Student 8 Student 9	Student Check and Connect: Zoom or Call the following students: Student 4 Student 5 Student 6	Small Group : Mr. E Focus: Mainstream Math Review Parent Consult With Mrs. Hitz	Student Check and Connect: Zoom or Call the following students: Student 13 Student 14 Student 15	Student Check and Connect: Zoom or Call the following students: Student 1 Student 2 Student 3
10:30 To 11:30	Monitor Online Assignments. Follow up with calls, emails, and zooms	Monitor Online Assignments. Follow up with calls, emails, and zooms	Monitor Online Assignments. Follow up with calls, emails, and zooms	Monitor Online Assignments. Follow up with calls, emails, and zooms	Monitor Online Assignments. Follow up with calls, emails, and zooms
12:00 To 1:00	Student Check and Connect: Zoom or Call the following students				
1:00 To 2:00	Monitor Online Assignments. Follow up with calls, emails, and zooms	Monitor Online Assignments. Follow up with calls, emails, and zooms	Monitor Online Assignments. Follow up with calls, emails, and zooms	Monitor Online Assignments. Follow up with calls, emails, and zooms	Monitor Online Assignments. Follow up with calls, emails, and zooms
2:30	Mrs. Hitz Office Hours				
3:00	IEP Meeting	IEP Meeting			IEP Meeting

Frequently used apps



Seesaw
Used as an interactive classroom so kids can see each other's work and receive feedback from teacher



HMH Player
Used to view Go Math Student interactive lessons



Clever
Logs into the FSD page with links to apps such as McGraw Hill or Discovery Science



McGraw Hill
This app is located in Clever. This will give your child access to their reading materials. They can log into wonders for grade level read clouds or Flex for Reading lessons.



Google Classroom
This is where you will find most of your child's assignments. Click on Classroom to view assignments.



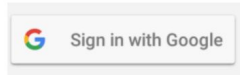
Zoom
Video Conferencing. We will use this when we meet online



Discovery Science
Your child's science book and activities are in this app. App located within Clever. Log into Clever first.



Google Drive
This is where you will find any work your child has completed on any google platform: Doc, Sheet, or Slides



Google Sign in
Anytime you see this , use it to log into your child's account User name is their email address (@mysd.org) and password





Distance Learning 2020-2021

- Access
- Instruction
- Attendance
- Participation
- Engagement
- Academic Support
- Assessments
- Grading
- Staff Training
- Social Emotional Support Plan



Distance Learning 2020-2021

- **Access and Instruction**

- Live synchronous and supervised asynchronous instruction and interaction with students for K-8
- Instruction based on Guaranteed and Viable Standards
- District adopted curriculum and supplemental resources
- Virtual Instruction for TK-8
- Schedules posted online



Distance Learning 2020-2021

- **Attendance, Participation, and Engagement**
 - Track/monitor student's daily attendance, participation, and engagement in distance learning
 - Daily notification to parents of absences (translation services available)
 - Re-engaging students who are absent from distance learning for more than 3 school days or 60% of the instruction days in a week.
 - Incorporation of PBIS positive reinforcement strategies for engagement
 - Culturally relevant connections with students
 - *Parent engagement: Parent trainings on technology use and home supports



Distance Learning 2020-2021

- **Grading and Assessment**
 - Traditional grading practices, report cards, and grading system
 - iReady Benchmarks, ELPAC, and State Testing
 - Weekly engagement record for EACH student that documents distance learning instruction, verifies daily participation in DL, and tracks assignments
 - Regularly communicate with parents and guardians regarding a student's academic progress



Distance Learning 2020-2021

- **Social Emotional Plan**

- A tiered plan for outreach to determine student needs, including health and social services
- Second Step Curriculum at Every Site
- Push-in lessons/Mental Health Associates and Counselors
- Second Step Training for Teachers
- Online materials for grades 6-8/more materials to sites
- Individual and small group counseling services available



Distance Learning 2020-2021

● SPED

- Connect, consult and collaborate with parents based on the individualized goals, services and supports as outlined by the Individualized Education Plan (IEP).
- Implement Individualized Distance Learning Plans (DLPs) specific to the delivery, duration and frequency of instruction and related services.
- Provide quality synchronous and asynchronous instruction.
- Frequent communication with parents (i.e. Zoom consultations, office hours, email, SeeSaw, Google Classroom, phone calls, newsletters, etc.)



Distance Learning 2020-2021

- **Academic Supports**

- Re-teaching concepts and teaching and prerequisite skills during interventions for students who are not meeting proficiency, addressing learning loss
- English Language Learners Support
- At-risk Sub-Groups Support
- Social Emotional Support
- Extended Learning



Distance Learning 2020-2021

- **Staff Training**

- COVID-19 Safety Training
- Zoom features with the licensed version
- Teacher Development online learning modules on instructional best practices as well as technology tools to support Distance Learning
- TOSA support at Sites
- Culturally Responsive Distance Learning to Engage Students
- Data monitoring of Participation and Attendance
- Notification to Parents



Thank you!