

Fullerton School District
1401 W. Valencia Drive
Fullerton, California 92833

REGULAR MEETING OF THE BOARD OF TRUSTEES
NOTICE TO THE PUBLIC

REGULAR BOARD MEETINGS OF THE BOARD OF TRUSTEES are held in the District Administration Building Board Room, unless otherwise noted, at 5:00 p.m. with closed session, 6:00 p.m. open session. Board meetings are scheduled once during the months of January, February, March, April, May, July, August, October, and November, and twice during the months of June, September, and December. The Regular Board agenda is posted a minimum of 72 hours prior to the meeting, and a Special Board meeting agenda is posted a minimum of 24 hours prior to the meeting.

AGENDA ITEMS – Per Board Bylaw 9322, a member of the public may request that a matter within the jurisdiction of the Board be placed on the agenda of a regular meeting. The request must be in writing and submitted to the Superintendent's Office with supporting documents and information. The Board President and Superintendent shall decide whether a request is within the subject matter jurisdiction of the Board. Items not within the subject matter jurisdiction of the Board may not be placed on the agenda. In addition, the Board President and/or Superintendent shall determine if the item is merely a request for information or whether the issue is covered by an existing policy or administrative regulation before placing the item on the agenda.

PUBLIC COMMENTS/PERSONS ADDRESSING THE BOARD – The Board meeting follows rules of decorum. Per Board Bylaw 9323, individual speakers shall be allowed three minutes to address the Board on each agenda or non-agenda item. The Board limits the total time for public input on each item to 20 minutes. The total time allowed for public comment shall be 30 minutes. Public comments about an item that is on the agenda will be heard at the time the agenda item is considered by the Board. Public comments about an item that is not on the posted agenda will be heard at the beginning of open session when called upon by the Board President. No action or discussion may take place on an item that is not on the posted agenda except as expressly authorized by law. Since the Board cannot take action on items that are not on the agenda, such items will be referred to the Superintendent for handling. Board Members may request that any item be placed on a future agenda for further discussion. The Board President and Superintendent will determine the best time to place an item on the agenda. Persons wishing to address the Board are invited to complete and submit a "request to speak" slip to the Executive Assistant. These slips are available at the reception counter.

CONSENT ITEMS – These items are considered routine and will be acted upon by one motion unless a member of the Board or staff requests that an item be discussed and/or removed from the consent calendar for separate action.

AMERICANS WITH DISABILITIES ACT – In compliance with the Americans with Disabilities Act, an individual requires disability-related accommodations or modifications, including auxiliary aids and services, in order to participate in the Board meeting should contact the Superintendent or designee at (714) 447-7410. Notification must be given within 72 hours prior to a Board meeting in order to enable the District to make reasonable arrangements to ensure accommodation and accessibility to the meeting.

FULLERTON SCHOOL DISTRICT
Minutes of the Regular Meeting of the Board of Trustees
Tuesday, June 5, 2018
5:15 p.m. Closed Session, 6:00 p.m. Open Session
District Administration Offices Board Room, 1401 W. Valencia Drive, Fullerton, California

Call to Order, Open Session, Pledge of Allegiance- Board Room

President Beverly Berryman called a Regular meeting of the Fullerton School District Board of Trustees to order at 5:15 p.m. and Trustee Chris Thompson led the pledge of allegiance to the flag.

Board Members present: Beverly Berryman, Janny Meyer, Hilda Sugarman, Chris Thompson, Jeanette Vazquez

Administration present: Dr. Robert Pletka, Dr. Robert Coghlan, Dr. Emy Flores, Dr. Chad Hammitt, Mr. Jay McPhail

Public Comments:

No comments.

Recess to Closed Session – Agenda

At 5:17 p.m., the Board recessed to Closed Session for: •Public Employee Discipline, Dismissal, Release, and Personnel Matters [Government Code sections 54954.5(d), 54957]; •Potential Litigation [Government Code section 54956.9(b)(1)]; •Confidential Student Services [Education Code sections 35146, 48918].

Open Session, Call to Order, Pledge of Allegiance– Board Room

President Berryman called a Regular meeting of the Fullerton School District Board of Trustees to order at 6:05 p.m. and Kristin Montoya (Teacher from Ladera Vista JHS of the Arts) and Trustee Chris Thompson led the pledge of allegiance.

Dr. Chad Hammitt, Assistant Superintendent of Personnel Services, introduced new administrators to the District: William (Bill) Lynch (Principal, Ladera Vista JHS of the Arts), Katrina Piche (Principal, Golden Hill School), Erin Klopper (Assistant Principal, Ladera Vista JHS of the Arts), Rachel McCormick (Assistant Principal, Nicolas JHS) and Lauren Nguyen (Assistant Principal, Valencia Park School).

The Board recessed at 6:10 p.m. for a reception for the new administrators and their guests. The Board resumed Open Session at 6:27 p.m. President Berryman reported the Board in Closed Session took action 5-0 to approve the authorization to allow the Assistant Superintendent of Personnel Services, to serve a Notice pursuant to Education Code section 44938(b) on permanent certificated employee ID #2333.

In addition regarding case #1718-01, the Board approved 5-0 to expel student from all schools in the Fullerton School District for one calendar year. It was brought before the Administrative Review Committee (ARC) for violation of the following Education Codes 48900(a)(1), 48900(b), and 48915(c)(2).

Introductions/Recognitions:

Michael Burns, Director of Nutrition Services, recognized Remy Garcia (Student from Hermosa Drive School) for winning the FSD Rice Recipe. Remy submitted his Nana's Mexican red rice and won in this category.

President Berryman and Dr. Robert Pletka recognized Randa Schmalfeld (retiring Principal at Ladera Vista JHS of the Arts) for her 23 years of dedicated service to the Fullerton School District.

Dr. Robert Pletka and Dr. Emy Flores, Assistant Superintendent of Educational Services, recognized and thanked the Wilson W. Phelps Foundation. The Wilson W. Phelps Foundation is proud to have granted funding to: Nicolas JHS, Woodcrest School, Fern Drive School, and Golden Hill School in the total amount of \$53,681. Over the history, the Wilson W. Phelps Foundation has been able to grant \$2,282,943 to the Fullerton School District.

Helene Morris, Director of Administrative Services, presented Catch Me at My Best recipients: Tania Ruiz (Child Development Services), Christina Gomez (Student Support Services), Veronica Maciel (Student Support

Services, Penny Cullinan (Student Support Services), Kelli Edwards (Hermosa Drive School), and Isac Ahn (Hermosa Drive School and Parks JHS).

Superintendent's Report

Dr. Bob Pletka shared the District Office staff celebrated the end of the year barbeque on June 5th. Dr. Pletka thanked staff and departments who work behind the scenes to make our District have a successful school year.

Information from the Board of Trustees

Trustee Meyer- She reported it is an exciting and busy time for everyone and reflected on Pat Carpenter's comment at the District Office barbeque to associate with positive people.

Trustee Thompson- No report.

Trustee Vazquez – She thanked everyone for a successful school year and looks forward to next school year.

Trustee Sugarman- She welcomed new staff to the Fullerton School District. She thanked Jay McPhail, (Assistant Superintendent of Innovation and Instructional Support) and Jason Chong (Teacher on Special Assignment) for their leadership with making Robot Nation such a successful event. She commended the Natcar FSD students who competed at UC San Diego. She stated the Toast to Learning Wine Auction will be held on October 13, 2018.

President Berryman- She reported promotion ceremonies were very successful and it was heartwarming to see the joy of 8th grade students who were promoting.

Information from PTA, FETA, CSEA, FESMA

PTA Council – no report.

FETA –no report.

CSEA – no report.

FESMA –no report.

Public Comments:

No Comments.

Approve Minutes

Moved by Janny Meyer, seconded by Jeanette Vazquez and carried 3-0-2 to approve minutes of the Regular meeting on May 8, 2018 (Trustee Thompson and President Berryman abstained due to them not being present for the May 8, 2018, Board Meeting)

Approve Consent Agenda and/or Request to Move An Item to Action

Consent Items

Moved by Jeanette Vazquez, seconded by Hila Sugarman, and carried 5-0 to approve the consent items including Revised Certificated Personnel Report #1a. The Board commented on Consent Items #1a and #1b.

1a. Approve/Ratify Certificated Personnel Report.

1b. Accept gifts and authorize District staff to express the Board of Trustees' appreciation to all donors.

1c. Approve/Ratify purchase orders numbered L22C0099 through L22C0104, L22D0603 through L22D0703, L22M0242 through L22M0274, L22R1592 through L22R2015, L22V0236 through L22V0261, and L22X0387 through L22X0407 for the 2017/2018 fiscal year.

1d. Approve/Ratify Nutrition Services purchase orders numbered 200804 through 200899 for the 2017/2018 school year.

1e. Approve/Ratify warrants numbered 115704 through 116287 for the 2017/2018 school year.

1f. Approve/Ratify Nutrition Services warrants numbered 12742 through 12819 for the 2017/2018 school year.

1g. Approve/Ratify Classified Personnel Report.

1h. Approve piggyback between Fullerton School District and Driftwood Dairy from Murrieta Valley Unified School District Food Service Agency Piggybackable Bid No. RFP #052017 for milk, dairy, fruit juices, and ice

cream products for the 2018/2019 school year.

1i. Approve piggyback between Fullerton School District and Galasso's Bakery from Capistrano Unified School District Piggybackable Bid No. 1718-10 for fresh bread and bakery products for the 2018/2019 school year.

1j. Approve piggyback between Fullerton School District and Gold Star Food, Inc., from Ontario-Montclair School District for Piggybackable Bid No. RFP #C-167-423 for distribution of fresh and processed produce for the 2018/2019 school year.

1k. Approve piggyback between Fullerton School District and Sunrise Produce Company from Fontana Unified School District Piggybackable Bid No. 15/16-1447 for fresh and processed produce category for the 2018/2019 school year.

1l. Approve contract between Fullerton School District and First Presbyterian Church of Fullerton Kid's Connection for transportation services, effective July 1, 2018 through June 30, 2021.

1m. Approve piggyback bid for Corona-Norco Unified School District Bid No. 15/16-006 for just-in-time classroom and office supplies through January 13, 2019.

1n. Approve renewal of Piggyback Bid #13-14-1 from Hawthorne School District for the purchase of furniture and accessories from Culver Newlin, Inc., through June 30, 2019.

1o. Approve agreements with Cantrell Photography, Inc., Lifetouch School Studios Inc., Studio 1, and Pictures with Class by Barksdale for the 2018/2019 school year.

1p. Approve agreement with Commercial Roofing Systems, Inc., for structural emergency repair services necessary for kindergarten restroom building rooftop at Maple Elementary School.

1q. Approve agreement with Ninyo and Moore Geotechnical and Environmental Sciences Consultants to provide professional geotechnical services for various Fullerton School District sites.

1r. Renew agreement between Fullerton School District and Orange County Public Safety for security and alarm response services from July 1, 2018 through June 30, 2020. Renew agreement between Fullerton School District and Orange County Public Safety for security and alarm response services from July 1, 2018 through June 30, 2020.

1s. Approve Agreement between Fullerton School District and Kid Healthy/OneOC for Raymond School from August 13, 2018 through June 30, 2018.

1t. Approve Independent Contractor Agreement between Fullerton School District and Momentum In Teaching to provide ongoing training for Writer's Workshop at Richman School for the 2018/2019 school year.

1u. Approve Agreement #46032 between Fullerton School District and Orange County Department Superintendent of Schools to provide continuing NGSS professional development for the 2018/2019 school year.

1v. Approve Agreement between Fullerton School District and Orange County Department of Education Business Division for School-Based Medi-Cal Administrative Activities (SMAA) effective July 1, 2018 through June 30, 2019.

1w. Approve Independent Contractor Agreement between Fullerton School District and Mendes Training & Consulting Group for Child Development Services Staff Development on August 10, 2018.

1x. Approve Independent Contractor Agreement between Fullerton School District and Fulcrum Adventures for Child Development Services Staff Development on October 8, 2018.

1y. Approve Independent Contractor Agreements with Boys & Girls Club of Fullerton and City of Fullerton for services provided in support of Proposition 49 Grant-Funded After School Education and Safety Program for the

2018/2019 school year to run August 13, 2018 through May 31, 2019.

1z. Approve/Ratify California State Preschool Program (CSPP) Quality Rating and Improvement System (QRIS) Block Grant, Agreement Number: 46021, between Orange County Superintendent of Schools and Fullerton School District effective July 1, 2017 through June 30, 2018.

1aa. Approve online 8th grade Science summer course offered by Edgenuity for students taking Biology as an incoming 8th grade student, summer 2018.

1bb. Approve Independent Contractor Agreement between Fullerton School District and Momentum in Teaching to provide training for a research-based, California State Standards (CSS) writing and reading program, Writing and Reading Workshop, to TK-8 grade teachers and administrators for the 2018/2019 school year.

1cc. Approve Summer #FSDGENIUSACADEMY Program for Fullerton School District students to attend from June 18 – 29, 2018 and July 9 – 20, 2018.

1dd. Approve Independent Contractor Agreement between Fullerton School District and Advanced Technologies Consultants, Inc. for the 2018/2019 school year

1ee. Approve Independent Contractor Agreement between Fullerton School District and TechSmart, effective June 15, 2018 through June 30, 2019.

1ff. Approve contract with Venture Pacific Insurance Company to provide workers' compensation excess insurance coverage for 2018/2019.

1gg. Approve MOUs between Fullerton School District and Fullerton Elementary Teachers Association for the 2018/2019 school year.

1hh. Approve contract with All City Management Services for the cost of a crossing guard for the intersection of Hetebrink Street and Hutain Street, effective July 1, 2018 through June 30, 2019.

1ii. Approve renewal contract with ASCIP effective July 1, 2018 through June 30, 2019.

Public Hearing

President Berryman declared a hearing at 7:08 p.m. to allow for public comment regarding the adoption of the Proposed Local Control Accountability Plan (LCAP) for three school years 2018/2019, 2019/2020, 2020/2021 and Annual Update for 2017/2018 prior to final adoption on June 19, 2018.

Dr. Emy Flores shared information regarding parent and community requests via LCAP that include providing psychologist, counselor, and/or mental health therapist at each school, fencing at all school sites, additional security at school sites, and additional playground supervisors. Courtney Duff (Golden Hill School PTA President) stated that the LCAP survey responses from parents is important and their comments are being taken into consideration.

President Berryman closed the public hearing at 7:40 p.m.

Public Hearing

President Berryman declared a hearing at 7:41 p.m. to allow for public comment regarding Fullerton School District's Proposed Budget- All Funds prior to final adoption on June 19, 2018.

Rob Coghlan, Assistant Superintendent of Business Services, presented on the Proposed 2018/2019 Budget- All Funds. Trustee Thompson shared his concern about the District's budgeting practices.

Hearing no public comment, President Berryman closed the public hearing at 8:12 p.m.

Discussion/Action Items:

2a. Adopt Resolution #17/18-22 calling for Board of Trustees' election to be held on November 6, 2018.

It was moved by Hilda Sugarman, seconded by Chris Thompson and carried 5-0 to adopt Resolution #17/18-22 calling for Board of Trustees' election to be held on November 6, 2018.

2b. Approve Revised Board Policy:

Instruction
BP 6174, Education for English Learners

It was moved by Hilda Sugarman, seconded by Chris Thompson and carried 5-0 to approve above stated board revised board policy.

Administrative Report:

3a. First Reading of New Board Policy:

New:
Business and Noninstructional Operations
BP 3515 Campus Security

First Reading of New Board Policy 3515. Any questions can be addressed to Dr. Chad Hammitt. The Board will be presented BP 3515 for approval at their June 19, 2018, Board Meeting

Board Member Request(s) for Information and/or Possible Future Agenda Items

Trustee Vazquez made a motion to receive information regarding school safety and President Berryman seconded the motion. Trustee Thompson stated he will not be present for the June 19, 2018, Board Meeting.

Adjournment:

President Berryman adjourned the Regular meeting on June 5, 2018, at 8:21 p.m.

Clerk/Secretary, Board of Trustees

FULLERTON SCHOOL DISTRICT
Agenda for Regular Meeting of the Board of Trustees
Tuesday, June 19, 2018

5:15 p.m. Closed Session, 6:00 p.m. Open Session
District Administration Offices Board Room, 1401 W. Valencia Drive, Fullerton, California

5:15 p.m.- Call to Order, Pledge of Allegiance

5:15 p.m.- Recess to Closed Session – Agenda:

- Public Employee Discipline, Dismissal, Release, and Personnel Matters [Government Code sections 54954.5(d), 54957]
- Potential Litigation [Government Code section 54956.9(b)(1)]
- Confidential Student Services [Education Code sections 35146, 48918]

6:00 p.m. – Call to Order Open Session, Call to Order, Pledge of Allegiance.

Superintendent's Report

Information from the Board of Trustees

Information from PTA, FETA, CSEA, FESMA

Public Comments

Presentation:

PFMG Solar

Public Comments/Persons Addressing the Board – Policy

The Board meeting follows rules of decorum. Per Board Bylaw 9323, individual speakers shall be allowed three minutes to address the Board on each agenda or non-agenda item. The Board limits the total time for public input on each item to 20 minutes. The total time allowed for public comment shall be 30 minutes. Public comments about an item that is on the agenda will be heard at the time the agenda item is considered by the Board. Public comments about an item that is not on the posted agenda will be heard at the beginning of open session when called upon by the Board President. No action or discussion may take place on an item that is not on the posted agenda except as expressly authorized by law. Since the Board cannot take action on items that are not on the agenda, such items will be referred to the Superintendent for handling. Board Members may request that any item be placed on a future agenda for further discussion. The Board President and Superintendent will determine the best time to place an item on the agenda. Persons wishing to address the Board are invited to complete and submit a "request to speak" slip to the Executive Assistant. These slips are available at the reception counter.

Approve Minutes

Regular Meeting June 5, 2018

Approve Consent Agenda and/or Request to Move An Item to Action

Consent Items

Actions for consent items are consistent with approved practices of the District and are deemed routine in nature. Since Trustees receive Board agenda backup information in advance of scheduled meetings, they are prepared to vote with knowledge on the consent items. Board Members routinely contact District staff for clarification of Board items prior to the meeting. Consent items are voted on at one time, although any such item can be considered separately at a Board member's request, in which event it will be acted upon subsequent to action on the consent items.

1a. Approve/Ratify Certificated Personnel Report.

- 1b. Accept gifts and authorize District staff to express the Board of Trustees' appreciation to all donors.
- 1c. Approve/Ratify purchase orders numbered L22B0004, L22C0105, L22D0704 through L22D0705, L22M0275 through L22M0288, L22R2016 through L22R2111, L22T0028 through L22T0032, L22V0262 through L22V0269, and L22X0408 through L22X0411 for the 2017/2018 fiscal year.
- 1d. Approve/Ratify Nutrition Services purchase orders numbered 200900 through 200911 for the 2017/2018 school year.
- 1e. Approve/Ratify warrants numbered 116288 through 116623 for the 2017/2018 school year.
- 1f. Approve/Ratify Nutrition Services warrants numbered 12820 through 12825 for the 2017/2018 school year.
- 1g. Adopt Resolutions numbered 17/18-B034 through 17/18-B038 authorizing budget transfers and recognizing unbudgeted revenue according to Education Code sections 42600 and 42602 for submission to the Orange County Superintendent of Schools.
- 1h. Approve organizational memberships for 2018/2019.
- 1i. Approve agreement for KYA Services, LLC, referencing the piggyback bid for Palo Verde Unified School District Bid No. FSD-15-16-GFR-03 for beam repairs necessary at Richman Elementary School.
- 1j. Approve agreement for KYA Services, LLC, referencing the piggyback bid for Palo Verde Unified School District Bid No. FSD-15-16-GFR-03 for beam repairs necessary at Woodcrest Elementary School.
- 1k. Approve agreement for KYA Services, LLC, referencing the piggyback bid for Palo Verde Unified School District Bid No. FSD-15-16-GFR-03 for the purchase of window treatments, lighting, interior wall paint, and miscellaneous upgrades to the STEAM Lab at Laguna Road Elementary School.
- 1l. Approve agreement for KYA Services, LLC, referencing the piggyback bid for Palo Verde Unified School District Bid No. FSD-15-16-GFR-03 for the purchase of window treatments, lighting, interior wall paint, and miscellaneous upgrades to the Active Learning Center at Pacific Drive Elementary School.
- 1m. Approve agreement for Progressive Surface Solutions referencing Districtwide Unit Cost Contract FSD-15-16-GFR-03 for carpeting upgrades, replacement, and repairs for the application of support beams, roof deck, and paint at Richman Elementary School.
- 1n. Approve agreement for Progressive Surface Solutions referencing Districtwide Unit Cost Contract FSD-15-16-GFR-03 for carpeting upgrades, replacement, and repairs for the application of support beams, roof deck, and paint at Woodcrest Elementary School.
- 1o. Approve agreement for Progressive Surface Solutions referencing Districtwide Unit Cost Contract FSD-15-16-GFR-03 for demo and application of ceiling tiles, paint, drywall, and light fixtures at Laguna Road Elementary School's STEM Lab.
- 1p. Approve agreement for Progressive Surface Solutions referencing Districtwide Unit Cost Contract FSD-15-16-GFR-03 for demo and application of ceiling tiles, paint, drywall, and light fixtures at Pacific Drive Elementary School's Active Learning Center.
- 1q. Approve Independent Contractor Agreement between Fullerton School District and Miltos Varkatzas as Facilities Consultant effective July 1, 2018 through June 30, 2019.

- 1r. Approve contract between Fullerton School District and PowerSchool Group, LLC, for PowerSchool Registration for 2018/2019 school year.
- 1s. Approve submission to the California Department of Education of the Spring Consolidated Application for Funding Categorical Aid Programs for the 2018/2019 school year.
- 1t. Approve School Smarts Parent Engagement Program Agreement for 2018/2019.
- 1u. Approve three-year licensing agreement between Fullerton School District and Illuminate Education, Inc., for Illuminate Data and Assessment system from July 1, 2018 through June 30, 2021.
- 1v. Approve Agreement between Fullerton School District and WestEd to provide an evaluation of educational programs related to student achievement and engagement for the 2018/2019 school year.
- 1w. Approve Memorandum of Understanding between Fullerton School District and Orange County Superintendent of Schools, Orange County Department of Education for Special Education programs and procedures for the 2018/2019 school year.
- 1x. Approve Service Agreement between Fullerton School District and Paradigm Healthcare Services for Medi-Cal and Medi-Cal Administrative Activities Billing Claims effective July 1, 2018 through June 30, 2021.
- 1y. Approve 2018/2019 Independent Contractor Agreements with Allied Interpreting Service, Inc., Child Shuttle, Dayle McIntosh Center, Goodwill Industries of Orange County (ATEC), and Secure Transportation.
- 1z. Approve 2018/2019 Nonpublic Agency Master Contracts with Behavioral Health Works, Inc., Cornerstone Therapies, Russo Fleck & Associates, and Speech Bananas.
- 1aa. Approve 2018/2019 Nonpublic School Master Contracts with Beacon Day School, Blind Children's Learning Center, Olive Crest Academy, Spectrum Center – Rossier Park Schools, and Speech and Language Development Center.
- 1bb. Approve Classified tuition reimbursement.
- 1cc. Approve contract between ClassLink and Fullerton School District for the 2018/2019 school year.
- 1dd. Approve contract between Fullerton School District and COMPAnion Corporation for the 2018/2019 school year.
- 1ee. Approve Independent Contractor Agreement between Fullerton School District and K5, LLC to provide coding, data dashboards and other critical components for District's programs for the 2018/2019 school year.
- 1ff. Approve service agreement between Fullerton School District and PowerSchool Group, LLC, for PowerSchool Student Information System and PowerSchool Learning Management System for 2018/2019 school year.
- 1gg. Approve Independent Contractor Agreement between Fullerton School District and Thrively Inc., for the 2018/2019 school year.
- 1hh. Award contract 2018 Fence Replacement-Variou Sites, FSD-17-18-MF-01 for the purchase and installation of various types of fencing including but not limited to chain link and decorative metal fencing to A-1 Enterprises, Inc., A-1 Fence Company.

1ii. Approve out-of-state conference attendance for Michael Burns to attend School Nutrition Association's Annual National Conference in Las Vegas, July 9-12, 2018.

1jj. Approve Independent Contractor Agreement between Fullerton School District Nutrition Services and Melissa Manning for services as nutrition consultant from June 20, 2018 through August 30, 2018.

1kk. Award contract for Ladera Vista School of the Arts 2018 modular buildings, FSD-17-18-GF-06, of low voltage wiring installation according to DSA regulations to DBMC, Inc.

1ll. Approve Additive Change Order #1, for Valencia Park Elementary School, Interior and Exterior Paint Project, FSD-17-18-GF-02, to Astro Painting Co., Inc.

1mm. Approve license agreement with Forecast5 Analytics for the 2018/2019 school year.

Discussion/Action Items:

2a. Adopt proposed Local Control and Accountability Plan (LCAP) and federal Addendum for three school years 2018/2019, 2019/2020, 2020/2021 and Annual Update for 2017/2018.

2b. Adopt the Proposed 2018/2019 Budget—All Funds.

2c. Adopt Resolution #17/18-23 regarding the Education Protection Account.

2d. Adopt Resolution #17/18-24 to establish temporary interfund transfers of special or restricted fund monies

2e. Adopt New Board Policy:

New:

Business and Noninstructional Operations
BP 3515 Campus Security

2f. Adopt Resolution #18/19-01 and approve 2018/2019 Child Development State Preschool Contract effective July 1, 2018 through June 30, 2019.

2g. Adopt Resolution #18/19-02 and approve 2018/2019 Child Development Prekindergarten Family Literacy Program Instructional Materials and Supplies Contract effective July 1, 2018 through June 30, 2019.

Board Member Request(s) for Information and/or Possible Future Agenda Items

The next Regular scheduled meeting of the Board of Trustees of the Fullerton School District will be held on Tuesday, July 24, 2018, at 6:00 p.m. in the Fullerton School District Administration Board Room, 1401 W. Valencia Drive, Fullerton, California.

Translation services are available upon request. Please contact Carmen Serna, in the Superintendent's Office (714) 447-7405 (carmen_serna@myfsd.org), if you would like a Korean or Spanish interpreter to be available at a Board of Trustee Meeting (72 hours prior to a Board Meeting).

Servicios de traducción son disponibles cuando se necesiten. Favor de notificar a Carmen Serna, en la oficina del Superintendente (714) 447-7405 (carmen_serna@myfsd.org), si desea que un intérprete de coreano o español este disponible en la junta de la Mesa Directiva (72 horas de anticipo antes de la junta).

통역 안내는 요청시 이용하실 수 있습니다. 한국어 또는 스페인어 통역사를 이용하실 것을 원하시면 이사회 회의가 열리기 72시간전에 교육감 사무실 전화번호 (714) 447-7405로 전화하시어 칼멘 세르나에게 연락하십시오.

CONSENT ITEM

DATE: June 19, 2018
TO: Robert Pletka, Ed.D., District Superintendent
FROM: Chad Hammit, Ed.D., Assistant Superintendent, Personnel Services
SUBJECT: APPROVE/RATIFY CERTIFICATED PERSONNEL REPORT

Background: The following document reflects new hire(s), reassignment(s,) extra duty assignment(s), rehire(s), resignation(s) and retirement(s).

Funding: Restricted and unrestricted as noted.

Recommendation: Approve/Ratify Certificated Personnel Report.

CH:ai
Attachment

FULLERTON SCHOOL DISTRICT CERTIFICATED PERSONNEL REPORT PRESENTED TO THE BOARD OF TRUSTEES ON JUNE 19, 2018

NEW HIRES

NAME/NAMES	ASSIGN/LOCATION	ACTION	COST CENTER	EFFECTIVE DATE
Rebekah Kim	English/Parks, Ladera Vista, Beechwood	II/3	100	08/08/2018
Christina Perez	1 st Grade/Hermosa	II/4	100	08/08/2018
Tammy Kim	Math/Fisler	III/6	100	08/08/2018
Hye Rin Lee	3 rd Grade/Richman	III/3	100	08/08/2018
Jacqueline Cisneros	Music/District Office	II/6	100	08/08/2018

REASSIGNMENT(S)

NAME/NAMES	ASSIGN/LOCATION	ACTION	COST CENTER	EFFECTIVE DATE
Cindy Bak	Principal/Laguna	VII/G	100	07/01/2018
Erlinda Soltero Ruiz	Principal/Valencia Park	VIII/I	100	07/01/2018
Linda Wingfield	Rtl/Parks	IV/12	100	08/09/2018
Jennifer Brkick	Rtl/Pacific Drive	IV/18	100	08/09/2018

REHIRE(S)

Elizabeth Barrios Wendy Sobodowski

EXTRA DUTY ASSIGNMENT(S)

Woodcrest Curriculum Planning

Approve stipend of \$120 from budget #0121229101-1101 for below certificated personnel to meet for one day for curriculum planning from June 4, 2018 to August 10, 2018:

Jennifer Brkich	Natalie Alcaraz	Dionna Spencer
Diana Colby-Lohr	Susie Wren	Leanna Pionke
Ronette Merrihue	Ken Zeh	Kimberly Bergen
Laarni Guzman	Scarlett Somoza	Karina Tran
Kelly Okamoto		

Approve stipend of \$120 from budget #0121229101-1101 for below certificated personnel to meet for two days for curriculum planning from June 4, 2018 to August 10, 2018:

Cari Bailey	Clara Kollmansberger	Kimberly Simpson
Heidi Ferlin	Angela Joo Lee	

FULLERTON SCHOOL DISTRICT CERTIFICATED PERSONNEL REPORT PRESENTED TO THE BOARD OF TRUSTEES ON JUNE 19, 2018

EXTRA DUTY ASSIGNMENT(S)- continued

Woodcrest Building Library Workshop

Approve stipend of \$120 from budget #0121229101-1101 for below certificated personnel to meet for one day for Building Library/Workshop Day from June 4, 2018 to August 10, 2018:

Ken Zeh

Kimberly Bergen

Woodcrest AVID Conference

Approve stipend of \$120 from budget #0121229101-1101 for below certificated personnel to meet for three days for AVID Conference from June 4, 2018 to August 10, 2018:

Natalie Alvarez
Susie Wren
Ken Zeh

Diana Colby-Lohr
Leanna Pionke
Kimberly Bergen

Kimberly Simpson
Ronette Merrihue

Woodcrest Leadership Meeting

Approve contract hourly rate not to exceed two (2) hours from budget #0121229101-1101 for below certificated personnel for leadership meeting from June 4, 2018 to August 10, 2018:

Jennifer Brkich
Susie Wren
Heidi Ferlin

Dionna Spencer
Kimberly Bergen
Angela Joo Lee

Diana Colby-Lohr
Laarni Guzman

Genius Academy Summer Teacher Training

Approve Stipend of \$120 from budget #0138455229-1101 for Genius Academy Summer Teacher from June 11, 2018 to June 15, 2018. Certificated personnel names to be provided in July.

RETIREMENT(S)

NAME/NAMES	ASSIGN/LOCATION	ACTION	EFFECTIVE DATE
Randa Schmalfeld	Principal/Ladera Vista	Retire	06/30/2018

RESIGNATION(S)

NAME/NAMES	ASSIGN/LOCATION	ACTION	EFFECTIVE DATE
Alison DeMark	Program Coordinator III Educational Services	Resign	06/30/2018

**FULLERTON SCHOOL DISTRICT CERTIFICATED PERSONNEL REPORT PRESENTED TO THE
BOARD OF TRUSTEES ON JUNE 19, 2018**

This is to certify that this is an exact copy of the Certificated Personnel Report approved and recorded
in the minutes of the meeting of the Board of Trustees on June 19, 2018.

Clerk/Secretary

CONSENT ITEM

DATE: June 19, 2018

TO: Robert Pletka, Ed.D., District Superintendent

-

FROM: Robert R. Coghlan, Ph.D., Assistant Superintendent, Business Services

SUBJECT: **ACCEPT GIFTS AND AUTHORIZE DISTRICT STAFF TO EXPRESS THE BOARD OF TRUSTEES' APPRECIATION TO ALL DONORS**

Background: According to Board Policy 3290(a), the Board of Trustees may accept any bequest, gift of money, or property on behalf of the District. Gifts must be deemed suitable for a purpose by the Board of Trustees and be used in an appropriate manner. However, it is the policy of the Board of Trustees to discourage all gifts which may directly or indirectly impair the Board of Trustees' commitment to providing equal educational opportunities to the students of the District. As indicated in the above-mentioned Board Policy, the District Superintendent approves gifts designated for a specific school for acceptance at that school. Descriptions of gifts presented for acceptance are included on the attachment. Gifts for specific dollar amounts are noted, non-monetary gifts are identified, and the donor is responsible for reporting the value to the Internal Revenue Service.

Rationale: The Board of Trustees of the Fullerton School District gratefully accepts monetary and non-monetary gifts from public and private entities. These gifts help reduce the costs of school materials, curriculum, and extracurricular student activities.

Funding: The funding received from gifts will be deposited in appropriate District funds.

Recommendation: Accept gifts and authorize District staff to express the Board of Trustees' appreciation to all donors.

RC:gs
Attachment

FULLERTON SCHOOL DISTRICT**Gifts: June 19, 2018**

SITE	DONOR	RELATIONSHIP	PURPOSE	DESCRIPTION	AMOUNT
Fisler	Fisler PTSA		monetary donation	middle school elective, school branding, safety cones, site license	\$21,797.14
Golden Hill	Golden Hill Education Foundation	Community Partner(s)	monetary donation	All the Arts for All the Kids Program	\$1,875.00
Hermosa Drive	Hermosa Drive PTA		monetary donation	All the Arts for All the Kids Program	\$1,275.00
Hermosa Drive	Hermosa Drive PTA		monetary donation	Science On the Go Assembly	\$1,425.00
Laguna Road	Laguna Road Support Our School Foundation	Community Partner(s)	monetary donation	STEM	\$30,000.00
Orangethorpe	McDonald's Warmel Management Co.	Community Partner(s)	monetary donation	for the school	\$855.25
Fine Arts	Orangethorpe PTA		monetary donation	All the Arts for All the Kids Program	\$1,875.00
Parks J.H.	Parks Foundation for Education	Community Partner(s)	monetary donation	Media Center	\$13,247.16
Richman	PTA California Congress of Parents		monetary donation	for the school	\$4,057.85
Fine Arts	Woodcrest PTA		monetary donation	All the Arts for All the Kids Program	\$975.00
Laguna Road	YourCause	Community Partner(s)	monetary donation	for the school	\$1,000.00
Fisler	FFAST	Community Partner(s)	monetary donation	6th grade science camp	\$4,260.88
Golden Hill	Kelly Darrah	Community Partner(s)	monetary donation	field trips	\$309.00
Laguna Road	Laguna Road PTA		monetary donation	class enrichment	\$6,740.00
Laguna Road	Laguna Road PTA		monetary donation	All the Arts for All the Kids Program	\$1,575.00
Parks J.H.	Buena Park Junior High PTSA	Community Partner(s)	monetary donation	sports program	\$100.00
Parks J.H.	El Rancho Charter School	Community Partner(s)	monetary donation	sports program	\$100.00
Parks J.H.	Richard L. Graves Middle School	Community Partner(s)	monetary donation	sports program	\$100.00
Richman	Richman PTA		monetary donation	All the Arts for All the Kids Program	\$2,025.00

CONSENT ITEM

DATE: June 19, 2018

TO: Robert Pletka, Ed.D., District Superintendent

FROM: Robert R. Coghlan, Ph.D., Assistant Superintendent, Business Services

PREPARED BY: Melissa Greenwood, Director, Business Services

SUBJECT: APPROVE/RATIFY PURCHASE ORDERS NUMBERED L22B0004, L22C0105, L22D0704 THROUGH L22D0705, L22M0275 THROUGH L22M0288, L22R2016 THROUGH L22R2111, L22T0028 THROUGH L22T0032, L22V0262 THROUGH L22V0269, AND L22X0408 THROUGH L22X0411 FOR THE 2017/2018 FISCAL YEAR

Background: Expenditures for the District must be approved by the Board of Trustees per Board Policy 3000(b). Any purchase orders included in the number range listed, but excluded in the Purchase Order Detail Report, are purchase orders that have either been canceled or changed in some manner and appear in the other sections of this report entitled Purchase Order Detail–Canceled Purchase Orders, or Purchase Order Detail–Change Orders. The subject purchase orders have been issued since the report presented at the last Board Meeting.

Purchase Order Designations:			
B:	Instructional Materials	S:	Stores
C:	Conferences	T:	Transportation
D:	Direct Delivery	V:	Fixed Assets
L:	Leases and Rents	X:	Open-Regular
M:	Maintenance & Operations	Y:	Open-Transportation
R:	Regular	Z:	Open-Maintenance & Operations

Rationale: Purchase orders are issued by school districts to purchase goods and services from merchants and contractors.

Funding: Funding sources are reflected in the attached listing.

Recommendation: Approve/Ratify purchase orders numbered L22B0004, L22C0105, L22D0704 through L22D0705, L22M0275 through L22M0288, L22R2016 through L22R2111, L22T0028 through L22T0032, L22V0262 through L22V0269, and L22X0408 through L22X0411 for the 2017/2018 fiscal year.

RC:MG:gs
Attachment

FULLERTON ELEMENTARY
PURCHASE ORDER DETAIL REPORT
BOARD OF TRUSTEES MEETING 06/19/2018

FROM 05/18/2018 TO 05/31/2018

<u>PO NUMBER</u>	<u>VENDOR</u>	<u>PO TOTAL</u>	<u>ACCOUNT AMOUNT</u>	<u>ACCOUNT NUMBER</u>	<u>PSEUDO / OBJECT DESCRIPTION</u>
L22B0004	MCGRAW HILL EDUCATION INC	1,600.95	1,600.95	0140155239 4310	Curriculum Development Discret / Materials and Supplies
L22C0105	ORANGE CNTY DEPARTMENT OF EDUC	10.00	10.00	0151055339 5210	Child Welfare and AttendanceDC / Conferences and
L22D0704	ANA MARIA ELIZARRARAS	375.00	375.00	0111612171 4310	Donation Field Trip Commonwlth / Materials and Supplies
L22D0705	ROCHESTER 100 INC	1,267.14	1,267.14	0121221101 4310	Title I Orangethorpe Instr / Materials and Supplies Instr
L22M0275	4IMPRINT	360.49	360.49	0153353859 4360	Maintenance Facilities DC / Materials and Supplies Other
L22M0276	FULLERTON JOINT UHSD	4,544.19	4,544.19	0152950109 5630	Districtwide Expense Instruct / Rents and Leases
L22M0277	EDUCATION PRODUCTS AND SERVICE	583.27	583.27	0153353859 5640	Maintenance Facilities DC / Repairs by Vendors
L22M0278	MONTGOMERY HARDWARE COMPANY	1,920.67	1,920.67	0153353859 4363	Maintenance Facilities DC / Materials and Supplies Repairs
L22M0279	SCHNEIDER ELECTRIC BUILDINGS	269,962.00	269,962.00	0154553859 6200	CA Clean Energy Facilities / Buildings and Improve of
L22M0280	HOHBACK-LEWIN INC	3,600.00	3,600.00	0153353859 5899	Maintenance Facilities DC / Other Expenses
L22M0281	HOHBACK-LEWIN INC	3,600.00	3,600.00	0153353859 5899	Maintenance Facilities DC / Other Expenses
L22M0282	DESIGN WORKS, THE	4,100.00	4,100.00	0153353859 6100	Maintenance Facilities DC / Sites and Site Improvements
L22M0283	DESIGN WORKS, THE	5,100.00	5,100.00	2567117859 6100	Facilities Improvement Ladera / Sites and Site
L22M0284	DESIGN WORKS, THE	5,650.00	5,650.00	2568150859 6100	Amerige Hts New Dev Facilities / Sites and Site
L22M0285	DESIGN WORKS, THE	1,200.00	1,200.00	0153353859 6100	Maintenance Facilities DC / Sites and Site Improvements
L22M0286	POCOCK DESIGN SOLUTIONS	4,200.00	4,200.00	0153353859 6200	Maintenance Facilities DC / Buildings and Improve of
L22M0287	COMMERCIAL ROOFING SYSTEMS INC	19,784.00	19,784.00	0153353859 6200	Maintenance Facilities DC / Buildings and Improve of
L22M0288	SOURCE ONE DISTRIBUTION NORTH	779.52	779.52	0153353859 4363	Maintenance Facilities DC / Materials and Supplies Repairs
L22R2016	CURLEY, CAROLE ANN	205.74	205.74	0111618101 4310	Donation Instruction Laguna Rd / Materials and Supplies
L22R2017	MORALES, ELIZABETH	897.00	897.00	0138455229 5805	Ed Svcs Instr Staff Dev / Consultants
L22R2018	CALDERON, ROBERT	101.75	101.75	0111626101 4310	Donation Instr Rolling Hills / Materials and Supplies Instr
L22R2019	HODGE, AUDREY	9.66	9.66	0111626101 4310	Donation Instr Rolling Hills / Materials and Supplies Instr
L22R2020	KNAPP, KELLY	77.74	77.74	0111610101 4310	Donation Instr Acacia / Materials and Supplies Instr
L22R2021	BENAVIDES, JANA	61.00	61.00	1208555101 4310	Fee Based Childcare Admin / Materials and Supplies Instr

FULLERTON ELEMENTARY
PURCHASE ORDER DETAIL REPORT
BOARD OF TRUSTEES MEETING 06/19/2018

FROM 05/18/2018 TO 05/31/2018

<u>PO NUMBER</u>	<u>VENDOR</u>	<u>PO TOTAL</u>	<u>ACCOUNT AMOUNT</u>	<u>ACCOUNT NUMBER</u>	<u>PSEUDO / OBJECT DESCRIPTION</u>
L22R2022	MONTIEL, SHAINA	155.00	155.00	1208555101 4310	Fee Based Childcare Admin / Materials and Supplies Instr
L22R2023	ANUSIEUM, EJIKE	40.00	40.00	1208555101 4310	Fee Based Childcare Admin / Materials and Supplies Instr
L22R2024	LICON, LAURIE	110.00	110.00	1231019101 4310	Preschool Instruction / Materials and Supplies Instr
L22R2025	EAGLE COMMUNICATIONS	255.00	255.00	0132952101 4310	Afr Schl Ed Sfty Grt Cohort 6 / Materials and Supplies Instr
L22R2026	COLLEGE BOARD	1,500.00	1,500.00	0150855109 4310	District Testing Instruction / Materials and Supplies Instr
L22R2027	FULLERTON ARBORETUM	340.00	340.00	0111613101 4310	Donation Instruction Fern / Materials and Supplies Instr
L22R2028	CHALK SPINNER LLC	203.25	203.25	1231019101 4310	Preschool Instruction / Materials and Supplies Instr
L22R2029	CHALK SPINNER LLC	719.52	719.52	1231019101 4310	Preschool Instruction / Materials and Supplies Instr
L22R2030	FRISZ, JANE	33.83	33.83	0121220101 4310	Title I Nicolas Instruction / Materials and Supplies Instr
L22R2031	YAMAMOTO, LEAH M	68.16	68.16	0130220101 4310	LCFF Supplemental Inst Nicolas / Materials and Supplies
L22R2032	COMINI, LAUREN	207.79	207.79	0130220101 4310	LCFF Supplemental Inst Nicolas / Materials and Supplies
L22R2033	CANDELARIA, MELINDA L	133.25	133.25	0121220101 4310	Title I Nicolas Instruction / Materials and Supplies Instr
L22R2034	OLIVARES, JESSICA	204.55	204.55	0130220261 4350	LCFF Suppl Parent Nicolas / Materials and Supplies Office
L22R2035	WINGFIELD, LINDA	274.24	274.24	0121220101 4310	Title I Nicolas Instruction / Materials and Supplies Instr
L22R2036	PELLETIER-INOUYE, DAWN	121.75	121.75	0121220101 4310	Title I Nicolas Instruction / Materials and Supplies Instr
L22R2037	SYLVESTER, AMY	150.00	150.00	0130215101 4310	LCFF Suppl Instr Golden Hill / Materials and Supplies Instr
L22R2038	S&S WORLDWIDE INC	392.10	392.10	1208555101 4310	Fee Based Childcare Admin / Materials and Supplies Instr
L22R2039	COCKERILL, HEIDI ANN	68.43	68.43	0111610107 4310	Cotsen Foundation Instr Acacia / Materials and Supplies
L22R2040	KOSKI, BRITTNEY	267.61	267.61	0111610107 4310	Cotsen Foundation Instr Acacia / Materials and Supplies
L22R2041	KNAPP, KELLY	592.12	592.12	0111610107 4310	Cotsen Foundation Instr Acacia / Materials and Supplies
L22R2042	DILUIGI, JESSICA	442.42	442.42	0111610107 4310	Cotsen Foundation Instr Acacia / Materials and Supplies
L22R2043	ORANGE CNTY DEPARTMENT OF EDUC	994.50	994.50	0111610101 4310	Donation Instr Acacia / Materials and Supplies Instr
L22R2044	AMAZON.COM	274.70	274.70	1231019101 4310	Preschool Instruction / Materials and Supplies Instr
L22R2045	RAMIREZ, JOSE	18.88	18.88	0140955249 4363	Info Systems Serv Media DC / Materials and Supplies

FULLERTON ELEMENTARY
PURCHASE ORDER DETAIL REPORT
BOARD OF TRUSTEES MEETING 06/19/2018

FROM 05/18/2018 TO 05/31/2018

<u>PO NUMBER</u>	<u>VENDOR</u>	<u>PO TOTAL</u>	<u>ACCOUNT AMOUNT</u>	<u>ACCOUNT NUMBER</u>	<u>PSEUDO / OBJECT DESCRIPTION</u>
L22R2046	EDGEUNITY INC.	5,200.00	5,200.00	0130252101 4310	LCFF Suppl Instr District / Materials and Supplies Instr
L22R2047	DICK BLICK ART MATERIALS	269.44	269.44	1231019101 4310	Preschool Instruction / Materials and Supplies Instr
L22R2048	SCHOLASTIC INC	365.37	365.37	0121212101 4310	Title I Commonwealth Instr / Materials and Supplies Instr
L22R2049	CDW.G	149.51	149.51	0160690371 4350	Food Services / Materials and Supplies Office
L22R2050	AMAZON.COM	82.44	82.44	0125554341 4310	LEA Medi Cal Reimb Health Svcs / Materials and Supplies
L22R2051	AMAZON.COM	267.99	267.99	1231019101 4310	Preschool Instruction / Materials and Supplies Instr
L22R2052	FINTIE LLC	2,583.85	2,583.85	0181212101 4310	Instr Mat Lottery Commonwealth / Materials and Supplies
L22R2053	FARACE, AMY	109.53	109.53	0111630107 4310	Cotsen Foundation Instr Fisler / Materials and Supplies Inst
L22R2054	DIAZ, MARIA	61.15	61.15	0111630101 4310	Donation Discretionary Fisler / Materials and Supplies Instr
L22R2055	BEECHER, LINDA	69.98	69.98	0111630101 4310	Donation Discretionary Fisler / Materials and Supplies Instr
L22R2056	ROUNDS, CYNTHIA	260.59	260.59	0111630101 4310	Donation Discretionary Fisler / Materials and Supplies Instr
L22R2057	SANCHEZ, VANESSA	34.47	34.47	0111630101 4310	Donation Discretionary Fisler / Materials and Supplies Instr
L22R2058	PHILLIPS, CAROL	300.00	300.00	0152151749 4350	Personnel Serv Certificated DC / Materials and Supplies
L22R2059	O'TOOLE, DANIELLE	300.00	300.00	0152151749 4350	Personnel Serv Certificated DC / Materials and Supplies
L22R2060	SANCHEZ, VANESSA	11.97	11.97	0111630101 4310	Donation Discretionary Fisler / Materials and Supplies Instr
L22R2061	BYUN, CHRISTINE	24.87	24.87	0130217101 4310	LCFF Supplemental Instr LV / Materials and Supplies Instr
L22R2062	SCHUETT-MALONEY, JENNIFER	196.65	196.65	0130217101 4310	LCFF Supplemental Instr LV / Materials and Supplies Instr
L22R2063	AMAZON.COM	54.21	54.21	1231019101 4310	Preschool Instruction / Materials and Supplies Instr
L22R2064	HANCOCK, EMILY	226.28	226.28	0111630101 4310	Donation Discretionary Fisler / Materials and Supplies Instr
L22R2065	FARACE, AMY	220.22	220.22	0111630107 4310	Cotsen Foundation Instr Fisler / Materials and Supplies Inst
L22R2066	MITINET INC	6,955.00	6,955.00	0140955249 5810	Info Systems Serv Media DC / Data Processing Services
L22R2067	POWTOON LTD	1,344.00	1,344.00	0122452101 4310	Title III Limited Engl Central / Materials and Supplies Inst
L22R2068	STATE OF MICHIGAN, DEPARTMENT	337.47	337.47	0113154101 4310	Low Incidence / Materials and Supplies Instr
L22R2069	SOUTHWEST SCHOOL AND OFFICE SU	273.42	273.42	6852458741 4350	Workers Comp Admin / Materials and Supplies Office

FULLERTON ELEMENTARY
PURCHASE ORDER DETAIL REPORT
BOARD OF TRUSTEES MEETING 06/19/2018

FROM 05/18/2018 TO 05/31/2018

<u>PO NUMBER</u>	<u>VENDOR</u>	<u>PO TOTAL</u>	<u>ACCOUNT AMOUNT</u>	<u>ACCOUNT NUMBER</u>	<u>PSEUDO / OBJECT DESCRIPTION</u>
L22R2070	TRANSCRIBING MARINERS	170.25	170.25	0113154101 4310	Low Incidence / Materials and Supplies Instr
L22R2071	AMAZON.COM	1,663.72	1,663.72	0111555103 4310	Gifted and Talented Education / Materials and Supplies
L22R2073	MOYER, MAGGIE	21.99	21.99	0111626101 4310	Donation Instr Rolling Hills / Materials and Supplies Instr
L22R2074	SERNA, MARIA CARMEN	116.80	116.80	0152657719 4350	Superintendent Discret / Materials and Supplies Office
L22R2075	MAHAR, NICOLE	43.08	43.08	0111630101 4310	Donation Discretionary Fisler / Materials and Supplies Instr
L22R2076	SCHOOL SPECIALTY	1,980.88	1,980.88	0111555103 4310	Gifted and Talented Education / Materials and Supplies
L22R2077	PLUSOPTIX INC.	295.00	295.00	1231019101 4310	Preschool Instruction / Materials and Supplies Instr
L22R2078	J TAYLOR EDUCATION	2,233.66	2,233.66	0111555103 4310	Gifted and Talented Education / Materials and Supplies
L22R2079	AMAZON.COM	129.77	129.77	0130220101 4310	LCFF Supplemental Inst Nicolas / Materials and Supplies
L22R2080	WINTHROP, BONNIE	229.32	229.32	0111618101 4310	Donation Instruction Laguna Rd / Materials and Supplies
L22R2081	WINTHROP, BONNIE	98.24	98.24	0111618101 4310	Donation Instruction Laguna Rd / Materials and Supplies
L22R2082	FULLERTON JOINT UHSD	4,544.19	4,544.19	0152950109 5630	Districtwide Expense Instruct / Rents and Leases
L22R2083	GIRE, LORRAINE	632.08	632.08	0111611101 4310	Donation Instr Beechwood / Materials and Supplies Instr
L22R2084	CHERRY, KATHRYN	631.85	631.85	0111611101 4310	Donation Instr Beechwood / Materials and Supplies Instr
L22R2085	SHERRY BROWN	90.00	90.00	0111610101 4310	Donation Instr Acacia / Materials and Supplies Instr
L22R2086	EDWARD NUNEZ	797.00	797.00	0111618101 4310	Donation Instruction Laguna Rd / Materials and Supplies
L22R2087	SINCIRE, DIONNE	236.70	236.70	0152151749 4350	Personnel Serv Certificated DC / Materials and Supplies
L22R2088	AMERICAN MULTI-CINEMA INC.	943.20	943.20	1208555101 5850	Fee Based Childcare Admin / Admission Fees
L22R2089	SYLVESTER, AMY	119.78	119.78	0152757109 4310	Administrative Assistant Instr / Materials and Supplies Instr
L22R2090	RUG-ED PRODUCTS INC	258.60	258.60	0130426109 4310	LCFF Base Instr Rolling Hills / Materials and Supplies Instr
L22R2091	RUG-ED PRODUCTS INC	3,620.40	3,620.40	0121212101 4310	Title I Commonwealth Instr / Materials and Supplies Instr
L22R2092	LARA, EDELICIA	119.54	119.54	0130225101 4310	LCFF Supplemental Inst Richman / Materials and Supplies
L22R2093	LONG BEACH AQUARIUM OF THE PAC	929.55	929.55	1208555101 5850	Fee Based Childcare Admin / Admission Fees
L22R2094	CHOI, CONNIE	83.82	83.82	0111618101 4310	Donation Instruction Laguna Rd / Materials and Supplies

FULLERTON ELEMENTARY
PURCHASE ORDER DETAIL REPORT
BOARD OF TRUSTEES MEETING 06/19/2018

FROM 05/18/2018 TO 05/31/2018

<u>PO NUMBER</u>	<u>VENDOR</u>	<u>PO TOTAL</u>	<u>ACCOUNT AMOUNT</u>	<u>ACCOUNT NUMBER</u>	<u>PSEUDO / OBJECT DESCRIPTION</u>
L22R2095	NGUYEN, MARY	175.16	175.16	0111618101 4310	Donation Instruction Laguna Rd / Materials and Supplies
L22R2096	CHOI, CONNIE	33.50	33.50	0111618101 4310	Donation Instruction Laguna Rd / Materials and Supplies
L22R2097	WINTHROP, BONNIE	147.60	147.60	0111618101 4310	Donation Instruction Laguna Rd / Materials and Supplies
L22R2098	GRIGOROV, STEPHANY	12.00	12.00	0111621101 4310	Donation Instr Orangethorpe / Materials and Supplies Instr
L22R2099	HANNA, TERRY	218.30	218.30	0111621101 4310	Donation Instr Orangethorpe / Materials and Supplies Instr
L22R2100	MT SAN ANTONIO COMMUNITY COLLE	171.00	171.00	0111621101 4310	Donation Instr Orangethorpe / Materials and Supplies Instr
L22R2101	AMAZON.COM	200.91	200.91	0140155239 4310	Curriculum Development Discret / Materials and Supplies
L22R2102	FIRST BAPTIST CHURCH	318.75	318.75	0130423189 4310	LCFF Base Vocal Class Parks / Materials and Supplies Instr
L22R2103	FIRST BAPTIST CHURCH	133.00	133.00	0130423189 4310	LCFF Base Vocal Class Parks / Materials and Supplies Instr
L22R2104	ON Q	600.00	600.00	0130423109 4310	LCFF Base Instruction Parks / Materials and Supplies Instr
L22R2105	ON Q	450.00	450.00	0130423109 4310	LCFF Base Instruction Parks / Materials and Supplies Instr
L22R2106	HECHT, GEOFF	124.99	124.99	0130423129 4310	LCFF Base Physical Educ Parks / Materials and Supplies
L22R2107	MOORHATCH, PAULINE	51.40	51.40	0130423119 4310	LCFF Base Science Parks JrHigh / Materials and Supplies
L22R2108	DAVE'S TROPHIES	239.21	239.21	0130423189 4310	LCFF Base Vocal Class Parks / Materials and Supplies Instr
L22R2109	GAER, RUTH	325.77	325.77	0111623101 4310	Donation Instr Parks / Materials and Supplies Instr
L22R2110	SOLID T	1,135.43	1,135.43	1208555101 4310	Fee Based Childcare Admin / Materials and Supplies Instr
L22R2111	CLEARY-HORN, KIMBERLY	107.39	107.39	0111626101 4310	Donation Instr Rolling Hills / Materials and Supplies Instr
L22T0028	M COACH	1,105.12	1,105.12	0156556369 5851	Home to Sch Transportation DC / Field Trip Outside
L22T0029	M COACH	1,052.62	1,052.62	0156556369 5851	Home to Sch Transportation DC / Field Trip Outside
L22T0030	CENTRALIA SCHOOL DISTRICT	988.00	988.00	0156556369 5851	Home to Sch Transportation DC / Field Trip Outside
L22T0031	FAST DEER BUS CHARTER INC	2,646.62	2,646.62	0156556369 5851	Home to Sch Transportation DC / Field Trip Outside
L22T0032	CDW.G	179.54	179.54	0156556369 4350	Home to Sch Transportation DC / Materials and Supplies
L22V0262	LIBRARY STORE, THE	5,314.78	4,614.56	0111913101 6410	Phelps Grant Fern Drive / New Equip Less Than \$10,000
			700.22	0130413109 6410	LCFF Base Instruction Fern Dr / New Equip Less Than

FULLERTON ELEMENTARY
PURCHASE ORDER DETAIL REPORT
BOARD OF TRUSTEES MEETING 06/19/2018

FROM 05/18/2018 TO 05/31/2018

<u>PO NUMBER</u>	<u>VENDOR</u>	<u>PO TOTAL</u>	<u>ACCOUNT AMOUNT</u>	<u>ACCOUNT NUMBER</u>	<u>PSEUDO / OBJECT DESCRIPTION</u>
L22V0263	INDUSTRIAL NETWORKING SOLUTION	4,497.06	717.94	0140955249 4310	Info Systems Serv Media DC / Materials and Supplies Instr
			3,779.12	0140955249 6410	Info Systems Serv Media DC / New Equip Less Than
L22V0264	STOTZ EQUIPMENT	3,070.88	3,070.88	0154753849 6410	Grounds Discretionary / New Equip Less Than \$10,000
L22V0265	TROXELL COMMUNICATIONS	4,148.38	4,148.38	0130212101 6410	LCFF Supplemental Instr CW / New Equip Less Than
L22V0266	CDW.G	1,749.99	1,749.99	0153353859 6410	Maintenance Facilities DC / New Equip Less Than \$10,000
L22V0267	SAM ASH MUSIC STORES	1,461.09	1,461.09	0153353859 4363	Maintenance Facilities DC / Materials and Supplies Repairs
L22V0268	MCCOY AND MILLS FORD	26,994.54	26,994.54	0154753849 6550	Grounds Discretionary / Repl Equip Greater Than \$10000
L22V0269	WESTERN DRAIN SUPPLY	1,692.22	1,692.22	0153353859 6410	Maintenance Facilities DC / New Equip Less Than \$10,000
L22X0408	AUGMENTATIVE COMMUNICATION	1,200.00	1,200.00	0171054101 5866	Outside Services ICA NPA NPS / Nonpublic Agency
L22X0409	COSTCO WHOLESALE	1,000.00	1,000.00	1208555101 4310	Fee Based Childcare Admin / Materials and Supplies Instr
L22X0410	SMART AND FINAL STORES CORPORA	1,000.00	1,000.00	1208555101 4310	Fee Based Childcare Admin / Materials and Supplies Instr
L22X0411	READYREFRESH	500.00	500.00	1208555101 4310	Fee Based Childcare Admin / Materials and Supplies Instr

Fund 01 Total:	420,916.49
Fund 12 Total:	8,350.39
Fund 25 Total:	10,750.00
Fund 68 Total:	273.42

Total Amount of Purchase Orders: 440,290.30

FULLERTON ELEMENTARY

PURCHASE ORDER DETAIL REPORT - CHANGE ORDERS

BOARD OF TRUSTEES MEETING 06/19/2018

FROM 05/18/2018 TO 05/31/2018

<u>PO NUMBER</u>	<u>VENDOR</u>	<u>PO TOTAL</u>	<u>CHANGE AMOUNT</u>	<u>ACCOUNT NUMBER</u>	<u>PSEUDO / OBJECT DESCRIPTION</u>
L22M0198	SIGN A RAMA	5,642.54	+1,917.39	0153353859 6200	Maintenance Facilities DC / Buildings and Improve of Build
L22M0252	WEATHERPROOFING TECHNOLOGIES	8,490.00	-657.98	0153353859 6200	Maintenance Facilities DC / Buildings and Improve of Build
L22M0253	WEATHERPROOFING TECHNOLOGIES	9,980.00	-773.45	0153353859 6200	Maintenance Facilities DC / Buildings and Improve of Build
L22R1697	AMAZON.COM	136.96	-23.30	0125554391 4310	LEA Medi Cal Reimb OT / Materials and Supplies Instr
L22V0238	SCHOOL OUTFITTERS	2,055.90	-10.78	0111654101 6410	Early Lrning Incl PreSchl Inst / New Equip Less Than
L22V0253	WINNOW AND GLEAN	931.59	-350.00	0130422109 4310	LCFF Base Instr Pacific Drive / Materials and Supplies Instr
			+377.13	0130422109 6410	LCFF Base Instr Pacific Drive / New Equip Less Than
L22V0254	WINNOW AND GLEAN	513.40	-65.00	0130422109 4310	LCFF Base Instr Pacific Drive / Materials and Supplies Instr
			+70.04	0130422109 6410	LCFF Base Instr Pacific Drive / New Equip Less Than
L22X0204	KOMATSU FORKLIFT USA LLC	5,000.00	+4,500.00	0153150759 5640	Warehouse DC / Repairs by Vendors
L22X0330	ATKINSON ANDELSON LOYA RUDD RO	14,000.00	+8,000.00	0152351709 5825	Contract Admin Discret / Legal Assistance
L22X0366	ALVAREZ AND ASSOCIATES - CPTED	29,000.00	+4,000.00	0152351709 5825	Contract Admin Discret / Legal Assistance
L22Y0001	A 1 TRANSMISSION AND SUPPLY	3,201.00	+76.00	0156556369 4360	Home to Sch Transportation DC / Materials and Supplies
			+275.00	0156556369 5640	Home to Sch Transportation DC / Repairs by Vendors
L22Y0008	AUTOZONE	1,160.00	+160.00	0156556369 4360	Home to Sch Transportation DC / Materials and Supplies
L22Y0033	NAPA AUTO PARTS	560.00	+60.00	0156556369 5640	Home to Sch Transportation DC / Repairs by Vendors
L22Y0050	TRUCPARCO	1,626.00	+626.00	0156556369 4360	Home to Sch Transportation DC / Materials and Supplies
L22Z0006	PLUMBING AND INDUSTRIAL SUPPLY	36,500.00	+2,500.00	0154253829 4360	Custodial Discretionary / Materials and Supplies Other
L22Z0022	VISTA PAINT	17,500.00	+1,500.00	0153353819 4363	Plant Maintenance DC / Materials and Supplies Repairs
L22Z0061	MONTGOMERY HARDWARE COMPANY	38,000.00	+7,000.00	0153353819 4363	Plant Maintenance DC / Materials and Supplies Repairs
	Fund 01 Total:		29,181.05		
	Total Amount of Change Orders:		29,181.05		

FULLERTON ELEMENTARY

PURCHASE ORDER DETAIL REPORT - CANCELED PURCHASE ORDERS

BOARD OF TRUSTEES

06/19/2018

FROM 05/18/2018 TO 05/31/2018

<u>PO NUMBER</u>	<u>VENDOR</u>	<u>PO TOTAL</u>	<u>ACCOUNT AMOUNT</u>	<u>ACCOUNT NUMBER</u>	<u>PSEUDO / OBJECT DESCRIPTION</u>
L22D0415	FLOCABULARY INC	384.00	384.00	0181221101 4310	Instr Mat Lottery Orangethorpe / Materials and Supplies
L22D0428	CC-PURCHASING	173.38	173.38	0130420109 4310	LCFF Base Instruction Nicolas / Materials and Supplies
L22D0666	TIME FOR KIDS MAGAZINE	170.68	170.68	0111626101 4310	Donation Instr Rolling Hills / Materials and Supplies Instr
L22R1405	CC-PURCHASING	55.01	55.01	0121212101 4310	Title I Commonwealth Instr / Materials and Supplies Instr
L22R2072	AMAZON.COM	129.77	129.77	0130220101 4310	LCFF Supplemental Inst Nicolas / Materials and Supplies
L22S0007	CC-PURCHASING	261.56	261.56	0100000000 9320	Unrestricted / Stores
L22S0009	COSTCO WHOLESALE	891.81	891.81	0100000000 9320	Unrestricted / Stores
L22V0181	CC-PURCHASING	5,279.74	5,279.74	0140955249 6410	Info Systems Serv Media DC / New Equip Less Than
L22V0225	CC-PURCHASING	6,571.67	6,571.67	0140955249 6410	Info Systems Serv Media DC / New Equip Less Than
L22V0250	CC-PURCHASING	1,243.10	1,243.10	0130420109 6410	LCFF Base Instruction Nicolas / New Equip Less Than
Fund 01 Total:		15,160.72			
Total Amount of Purchase Orders:		15,160.72			

CONSENT ITEM

DATE: June 19, 2018
TO: Robert Pletka, Ed.D., District Superintendent
FROM: Robert R. Coghlan, Ph.D., Assistant Superintendent, Business Services
PREPARED BY: Michael Burns, Director, Nutrition Services
SUBJECT: **APPROVE/RATIFY NUTRITION SERVICES PURCHASE ORDERS
NUMBERED 200900 THROUGH 200911 FOR THE 2017/2018 SCHOOL
YEAR**

Background: Board approval is requested for Nutrition Services purchase orders. The purchase order summary dated May 18, 2018 through May 31, 2018 contains purchase orders numbered 200900 through 200911 for the 2017/2018 school year totaling \$730,469.70.

Board action is required per Board Policy 3000(b), Roles of Board of Trustees.

Rationale: Purchase orders, one of several methods, are used by school districts to purchase goods and services and are generally accepted by merchants and contractors.

Funding: Nutrition Services Fund.

Recommendation: Approve/Ratify Nutrition Services purchase orders numbered 200900 through 200911 for the 2017/2018 school year.

RC:MB:tg
Attachment

Schedule of Open / Processed Food and Commodity
Purchase Order Report
5-18-18 through 05-31-18

Date	Vendor	PO Number	Category	Amount
Open Purchase Orders				
Amount Not To Exceed				
5/30/2018	Hollandia Dairy	200910	Dairy Products	20,000.00
5/30/2018	Hollandia Dairy	200911	Dairy Products	1,000.00
TOTAL OPEN PURCHASE ORDERS				21,000.00
Total OPEN Purchase Orders				\$ 21,000.00
Total Purchase Orders Out of Date Sequence				-
Total Processed Food & Commodity P.O.'s				-
Total Purchase Orders from Purchase Order Detail Report				709,469.70
TOTAL PURCHASE ORDERS				\$ 730,469.70

Purchase Orders - Detail

6/1/2018 6:41:46 AM

Fullerton School District

Show all data where the Order Date is between 5/18/2018 and 5/31/2018

Vendor Name	PO No.	P.O. Date	Date Needed	Revised Needed Date	Account No.	Use Vendor Numbers
Le Chef Bakery	200907	5/25/2018	5/31/2018			<input type="checkbox"/>
Qty	Unit	Item No.	Description	Unit Cost	Extended Cost	
1	cs	1	Cake, Choc Ganache Full Sheet #BQ040	\$101.2200	\$101.22	
1	set	1	Special Decoration - Congratulations Class of	\$15.7500	\$15.75	
					Sales Tax:	\$0.00
					P.O. Total:	\$116.97
Le Chef Bakery	200908	5/25/2018	5/30/2018			<input type="checkbox"/>
Qty	Unit	Item No.	Description	Unit Cost	Extended Cost	
1	ea	1	Cake, Choc Ganache Full Sheet #BQ040	\$101.2200	\$101.22	
1	ea	1	Cake, White Choc Haw Full Sheet #BQ042	\$101.2200	\$101.22	
2	ea	1	Special Decoration Hello 1st Grade	\$15.7500	\$31.50	
					Sales Tax:	\$0.00
					P.O. Total:	\$233.94
					Vendor Total:	\$350.91
Fullerton School District	200902	5/22/2018	5/31/2018			<input type="checkbox"/>
Qty	Unit	Item No.	Description	Unit Cost	Extended Cost	
1	ea	1	Estimated Payroll per May Bitech Report	200,000.0000	\$200,000.00	
1	ea	2	Estimated Dist. Exp. per May Bitech Report	\$20,000.0000	\$20,000.00	
					Sales Tax:	\$0.00
					P.O. Total:	\$220,000.00
Fullerton School District	200903	5/22/2018	6/30/2018			<input type="checkbox"/>
Qty	Unit	Item No.	Description	Unit Cost	Extended Cost	
1	ea	1	Estimated Payroll per June Bitech Report	200,000.0000	\$200,000.00	
1	ea	2	Estimated Dist. Exp. per June Bitech Report	\$20,000.0000	\$20,000.00	
					Sales Tax:	\$0.00
					P.O. Total:	\$220,000.00
Fullerton School District	200904	5/22/2018	6/30/2018			<input type="checkbox"/>
Qty	Unit	Item No.	Description	Unit Cost	Extended Cost	
1	ea	1	Estimated Indirect Cost for SY 2017-18	262,927.0000	\$262,927.00	
					Sales Tax:	\$0.00
					P.O. Total:	\$262,927.00
					Vendor Total:	\$702,927.00
P & R Paper Supply Company, Inc.	200906	5/23/2018	5/23/2018			<input type="checkbox"/>
Qty	Unit	Item No.	Description	Unit Cost	Extended Cost	
3	CS	1	Ice Blanket 1RL 16.5"x34' CRY-85033	\$101.7700	\$305.31	
					Sales Tax:	\$23.66
					P.O. Total:	\$328.97
					Vendor Total:	\$328.97
Hollandia Dairy	200910	5/30/2018	6/30/2018			<input type="checkbox"/>
Qty	Unit	Item No.	Description	Unit Cost	Extended Cost	
5000	EA	997007	Lowfat 1% Pouch 1/2 PT 3X30 #1321	\$0.2220	\$1,110.00	

Purchase Orders - Detail

6/1/2018 6:41:46 AM

Fullerton School District

Show all data where the Order Date is between 5/18/2018 and 5/31/2018

Vendor Name	PO No.	P.O. Date	Date Needed	Revised	Needed Date	Account No.	Use Vendor Numbers
Hollandia Dairy	200910	5/30/2018	6/30/2018				<input type="checkbox"/>
Qty	Unit	Item No.	Description	Unit Cost	Extended Cost		
5000	EA	997004	Fat Free Milk, Mini 1/2PT #1386	\$0.2154	\$1,077.00		
5000	EA	997009	CHOC FF Milk Pouch 1/2 PT 3X30 #1401	\$0.2134	\$1,067.00		
500	CS	997097	Yogurt, Yami Strw/Ban,Peach 1/2pt 24/cs	\$15.8000	\$7,900.00		
10	CS	997031	Soy Milk, Plain PRL Org 8oz 24/cs #7070	\$17.0000	\$170.00		
						Sales Tax:	\$0.00
						P.O. Total:	\$11,324.00
Hollandia Dairy	200911	5/30/2018	6/30/2018				<input type="checkbox"/>
Qty	Unit	Item No.	Description	Unit Cost	Extended Cost		
3	EA	10075	Yogurt, Vanilla 32 lb #2700	\$30.0000	\$90.00		
3	CS	10087	Creamer, Coffee H.D. 3/8oz 400/cs #3427	\$9.7300	\$29.19		
3	CS	10088	Creamer, French Vanilla 1/2oz 288/cs #3435	\$20.1900	\$60.57		
3	CS	10089	Cream Cheese, Bagl Shopp 3/4oz 100/CS #5892	\$20.8275	\$62.48		
						Sales Tax:	\$0.00
						P.O. Total:	\$242.24
						Vendor Total:	\$11,566.24
Just 4 Banners	200901	5/21/2018	5/21/2018			5860	<input type="checkbox"/>
Qty	Unit	Item No.	Description	Unit Cost	Extended Cost		
6	ea	1	Ready-to-Print Banner	\$47.7600	\$286.56		
						Sales Tax:	\$22.21
						P.O. Total:	\$308.77
						Vendor Total:	\$308.77
ISITE Software	200909	5/30/2018	5/30/2018				<input type="checkbox"/>
Qty	Unit	Item No.	Description	Unit Cost	Extended Cost		
18	ea	1	Design Poster 24"x36" with pockets	\$85.0000	\$1,530.00		
1	ea	2	Shipping	\$82.0000	\$82.00		
						Sales Tax:	\$118.58
						P.O. Total:	\$1,730.58
						Vendor Total:	\$1,730.58
TabletKiosk	200900	5/21/2018	5/21/2018				<input type="checkbox"/>
Qty	Unit	Item No.	Description	Unit Cost	Extended Cost		
2	ea	ST-TAIOHTX	HTX All-In-One 20" Touch Screen PC	\$1,365.0000	\$2,730.00		
2	ea	TK-BP170-Ba	High Capacity Battery Pack -20000mAh	\$295.0000	\$590.00		
1	ea	CH-K1P120-K	Dynamic Pole Mount - Single Monitor Black	\$210.0000	\$210.00		
2	ea	CA E-Waste -	California E-Waste fee for AIOs	\$6.0000	\$12.00		
						Sales Tax:	\$274.52
						P.O. Total:	\$3,816.52
						Vendor Total:	\$3,816.52

Purchase Orders - Detail

6/1/2018 6:41:46 AM

Fullerton School District

Show all data where the Order Date is between 5/18/2018 and 5/31/2018

Vendor Name	PO No.	P.O. Date	Date Needed	Revised Needed Date	Account No.	Use Vendor Numbers
Tai Y. Mak	200905	5/22/2018	5/22/2018		5220	<input type="checkbox"/>
Qty	Unit	Item No.	Description		Unit Cost	Extended Cost
1	ea	1	Premier Food Safety, Cert. dated 5/10/18		\$6.9500	\$6.95
					Sales Tax:	\$0.00
					P.O. Total:	\$6.95
					Vendor Total:	\$6.95

GRAND TOTAL \$ 709,469.70
(NET OF OPEN P.O.'S)

CONSENT ITEM

DATE: June 19, 2018

TO: Robert Pletka, Ed.D., District Superintendent

FROM: Robert R. Coghlan, Ph.D., Assistant Superintendent, Business Services

PREPARED BY: Melissa Greenwood, Director, Business Services

SUBJECT: APPROVE/RATIFY WARRANTS NUMBERED 116288 THROUGH 116623 FOR THE 2017/2018 SCHOOL YEAR

Background: Board approval is requested for warrants numbered 116288 through 116623 for the 2017/2018 school year totaling \$1,317,874.60. Warrants are issued by school districts as payment for goods and services.

<u>Fund</u>		<u>Amount</u>
01	General Fund	\$1,204,613.83
12	Child Development	9,906.85
25	Capital Facilities	88,309.87
40	Special Reserve	12,303.95
81	Property/Liability Insurance	<u>2,740.10</u>
	Total	\$1,317,874.60

Rationale: Board action is required per Board Policy 3000(b), Roles of Board of Trustees.

Funding: Funding sources as reflected in the above listing.

Recommendation: Approve/Ratify warrants numbered 116288 through 116623 for the 2017/2018 school year.

RC:MG:gs

CONSENT ITEM

DATE: June 19, 2018
TO: Robert Pletka, Ed.D., District Superintendent
FROM: Robert R. Coghlan, Ph.D., Assistant Superintendent, Business Services
PREPARED BY: Michael Burns, Director, Nutrition Services
SUBJECT: **APPROVE/RATIFY NUTRITION SERVICES WARRANTS NUMBERED 12820 THROUGH 12825 FOR THE 2017/2018 SCHOOL YEAR**

Background: Board approval is requested for Nutrition Services warrants numbered 12820 through 12825 for the 2017/2018 school year. The total amount presented for approval is \$228,676.42.

Board action is required per Board Policy 3000(b), Roles of Board of Trustees.

Rationale: Warrants are issued by school districts as payment for goods and services.

Funding: Nutrition Services Fund.

Recommendation: Approve/Ratify Nutrition Services warrants numbered 12820 through 12825 for the 2017/2018 school year.

RC:MB:tg

CONSENT ITEM

DATE: June 19, 2018

TO: Robert Pletka, Ed.D., District Superintendent

FROM: Robert R. Coghlan, Ph.D., Assistant Superintendent, Business Services

PREPARED BY: Damian Ibarra, Supervisor, Business Services

SUBJECT: **ADOPT RESOLUTIONS NUMBERED 17/18-B034 THROUGH 17/18-B038 AUTHORIZING BUDGET TRANSFERS AND RECOGNIZING UNBUDGETED REVENUE ACCORDING TO EDUCATION CODE SECTIONS 42600 AND 42602 FOR SUBMISSION TO THE ORANGE COUNTY SUPERINTENDENT OF SCHOOLS**

Background: Education Code section 42600 authorizes budget transfers between expenditure classifications and from the undistributed reserve to various expenditure classifications. Education Code section 42602 authorizes the use for expenditure purposes of unbudgeted state apportionment, categorical, and other revenue sources.

Rationale: Updates to budgets allow District staff to perform day-to-day business operations.

Funding: Not applicable.

Recommendation: Adopt Resolutions numbered 17/18-B034 through 17/18-B038 authorizing budget transfers and recognizing unbudgeted revenue according to Education Code sections 42600 and 42602 for submission to the Orange County Superintendent of Schools.

RC:DI:gs
Attachment

FULLERTON SCHOOL DISTRICT
Orange County, California
RESOLUTION FOR BUDGET ADJUSTMENT
District 22

WHEREAS, the Board of Trustees of the Fullerton School District has determined that income in the amount of \$244,446 is assured to said District in excess of the amounts required to finance the total proposed budget expenditures and transfers for the current fiscal year from sources listed in Section 42602 of the Education Code of California as follows:

GENERAL FUND 01
UNRESTRICTED

<u>Budget Acct. #</u>	<u>Income Source</u>	<u>Amount</u>
8011	State Aid – Current Year	-\$1,395,407
8012	Education Protection Account	-587,986
8041	Secured Rolls Tax	-42,806
8044	Supplemental Taxes	110,545
8045	Education Revenue Augmentation Fund (ERAF)	2,108,458
8047	Community Redevelopment Funds	42,883
8699	All Other Local Revenue	8,759
	Total:	<u>\$244,446</u>

WHEREAS, the Board of Trustees of the Fullerton School District can show just cause for the expenditure of such funds.

NOW, THEREFORE, BE IT RESOLVED that pursuant to Section 42602 of the Education Code of California, such funds are to be appropriated according to the following schedule:

<u>Budget Acct. #</u>	<u>Expenditure Source</u>	<u>Amount</u>
1000	Certificated Salaries	\$21,707
2000	Classified Salaries	5,947
3000	Employee Benefits	6,439
4000	Books and Supplies	11,831
5000	Services & Other Operating Expenses	-133,045
6000	Capital Outlay	8,880
9789	Designated for Economic Uncertainties	322,687
	Total:	<u>\$244,446</u>

Explanation: This Resolution reflects an increase to revenue and expenditures for adjustments to property tax and State revenue for the Local Control Funding Formula (LCFF) and adjustments in the Estimated Actuals Financial Report presented at the June 5, 2018 Board meeting. It also includes ASB reimbursements and adjustments to projected expenditures in the unrestricted General Fund.

Approved: Dean West, CPA
Assistant Superintendent of Business
Orange County Department of Education

Date: _____

By: _____

**FULLERTON SCHOOL DISTRICT
Orange County, California
RESOLUTION FOR BUDGET ADJUSTMENT
District 22**

WHEREAS, the Board of Trustees of the Fullerton School District has determined that income in the amount of \$143,500 is assured to said District in excess of the amounts required to finance the total proposed budget expenditures and transfers for the current fiscal year from sources listed in Section 42602 of the Education Code of California as follows:

**GENERAL FUND 01
RESTRICTED**

<u>Budget Acct. #</u>	<u>Income Source</u>	<u>Amount</u>
8590	All Other State Revenue	\$11,629
8699	All Other Local Revenue	166,158
8792	Transfers of Apportionments from County Offices	-34,287
	Total:	<u>\$143,500</u>

WHEREAS, the Board of Trustees of the Fullerton School District can show just cause for the expenditure of such funds.

NOW, THEREFORE, BE IT RESOLVED that pursuant to Section 42602 of the Education Code of California, such funds are to be appropriated according to the following schedule:

<u>Budget Acct. #</u>	<u>Expenditure Source</u>	<u>Amount</u>
1000	Certificated Salaries	-\$11,169
2000	Classified Salaries	13,280
3000	Employee Benefits	-20,160
4000	Books and Supplies	117,558
5000	Services & Other Operating Expenses	-414,851
6000	Capital Outlay	450,000
9789	Designated for Economic Uncertainties	8,842
	Total:	<u>\$143,500</u>

Explanation: This Resolution reflects adjustments included in the Estimated Actuals Financial Report presented at the June 5, 2018 Board meeting and donations from various school sites, foundations, PTAs, and the Early Learning including PreSchool (ELIP) program. It also includes adjustments to projected expenditures in the restricted General Fund.

Approved: Dean West, CPA
Assistant Superintendent of Business
Orange County Department of Education

Date: _____

By: _____

**FULLERTON SCHOOL DISTRICT
Orange County, California
RESOLUTION FOR BUDGET ADJUSTMENT
District 22**

WHEREAS, the Board of Trustees of the Fullerton School District has determined that the previously budgeted income in the amount of \$600 will not be received. It is hereby resolved to adjust accounts according to Section 42602 of the Education Code of California as follows:

CHILD DEVELOPMENT FUND 12

<u>Budget Acct. #</u>	<u>Income Source</u>	<u>Amount</u>
8699	All Other Local Revenue	-\$600
Total:		-\$600

WHEREAS, the Board of Trustees of the Fullerton School District can show just cause for the reduction of such funds.

NOW, THEREFORE, BE IT RESOLVED that pursuant to Section 42602 of the Education Code of California, such funds are to be appropriated according to the following schedule:

<u>Budget Acct. #</u>	<u>Expenditure Source</u>	<u>Amount</u>
1000	Certificated Salaries	\$5,000
2000	Classified Salaries	8,000
3000	Employee Benefits	-4,500
4000	Books and Supplies	-8,500
5000	Services & Other Operating Expenses	-600
Total:		-\$600

Explanation: This Resolution reflects the elimination of the 2017-18 Early Learning Initiatives budget and adjustments to projected expenditures in the Child Development Fund.

Approved: Dean West, CPA
Assistant Superintendent of Business
Orange County Department of Education

Date: _____

By: _____

**FULLERTON SCHOOL DISTRICT
Orange County, California
RESOLUTION FOR BUDGET ADJUSTMENT
District 22**

WHEREAS, the Board of Trustees of the Fullerton School District has determined that income in the amount of \$70,710 is assured to said District in excess of the amounts required to finance the total proposed budget expenditures and transfers for the current fiscal year from sources listed in Section 42602 of the Education Code of California as follows:

CAPITAL FACILITIES FUND 25

<u>Budget Acct. #</u>	<u>Income Source</u>	<u>Amount</u>
8681	Mitigation / Developer Fees	\$70,710
	Total:	\$70,710

WHEREAS, the Board of Trustees of the Fullerton School District can show just cause for the expenditure of such funds.

NOW, THEREFORE, BE IT RESOLVED that pursuant to Section 42602 of the Education Code of California, such funds are to be appropriated according to the following schedule:

<u>Budget Acct. #</u>	<u>Expenditure Source</u>	<u>Amount</u>
4000	Books and Supplies	\$70,336
5000	Services & Other Operating Expenses	16,398
6000	Capital Outlay	337,100
9780	Other Assignments	-353,124
	Total:	\$70,710

Explanation: This Resolution reflects an increase to revenue for developer fees and adjustments to projected expenditures in the Capital Facilities Fund.

Approved: Dean West, CPA
Assistant Superintendent of Business
Orange County Department of Education

Date: _____

By: _____

**FULLERTON SCHOOL DISTRICT
Orange County, California
RESOLUTION FOR BUDGET ADJUSTMENT
District 22**

WHEREAS, the Board of Trustees of the Fullerton School District has determined that transfers between expenditure classifications for the current fiscal year from sources listed in Section 42600 of the Education Code of California are as follows:

PROPERTY AND LIABILITY FUND 81

<u>Budget Acct. #</u>	<u>Expenditure Source</u>	<u>Amount</u>
4000	Books and Supplies	\$25,000
5000	Services & Other Operating Expenses	-25,000
	Total:	\$0

NOW, THEREFORE, BE IT RESOLVED that pursuant to Section 42600 of the Education Code of California, such funds are reflected accordingly.

Explanation: This Resolution reflects adjustments to projected expenditures in the Property and Liability Fund.

Approved: Dean West, CPA
Assistant Superintendent of Business
Orange County Department of Education

Date: _____

By: _____

CONSENT ITEM

DATE: June 19, 2018
TO: Robert Pletka, Ed.D., District Superintendent
FROM: Robert R. Coghlan, Ph.D., Assistant Superintendent, Business Services
SUBJECT: APPROVE ORGANIZATIONAL MEMBERSHIPS FOR 2018/2019

Background: Each year the Board approves organizational memberships. These memberships provide opportunities for staff development and literature related to specific responsibility areas. Staff is requesting approval of the 2018/2019 organizational memberships listed on the attachment.

The Board will note that the annual membership costs are listed as “estimated.” Any unknown costs were increased by approximately 10% over the 2017/2018 expenditure level, even though staff does not expect the increases to be that high for the 2018/2019 year.

Rationale: Participation in organizational memberships provides additional opportunities for staff to increase knowledge and skills in specific job-related areas.

Funding: Costs will be paid from General Fund and Categorical Funds.

Recommendation: Approve organizational memberships for 2018/2019.

RC:gs
Attachment

2018/2019 ORGANIZATIONAL MEMBERSHIPS

ORGANIZATION	COST**	DEPARTMENT
ACSA Educational Institution Service	\$660	Board Discretionary
California School Boards Association	\$17,000	Board Discretionary
California School Boards Association (GAMUT)	\$925	Board Discretionary
Association of California School Administrators (ACSA)	\$2,000	Business Services
Calif. Assoc. of School Business Officials (CASBO) (Organizational)*	\$3,000	Business Services
California School Boards Association (GAMUT)	\$925	Business Services
COSTCO	\$165	Business Services
Sam's Club	\$45	Business Services
School Services of California (SSC)	\$3,660	Business Services
Association of California School Administrators (ACSA)	\$2,000	Certificated Personnel
California Public Employer Labor Relations Association	\$350	Certificated Personnel
California School Boards Association (GAMUT)	\$925	Certificated Personnel
Edjoin	\$3,000	Certificated Personnel
Frontline	\$26,000	Certificated Personnel
California Child Development Admin. Association (CCDAA) (4)*	\$1,200	Child Development
National Afterschool Alliance (2)*	\$198	Child Development
National Assoc. for the Education of Young Children NAEYC (3)*	\$480	Child Development
North American Reggio Emilia Alliance (3)*	\$225	Child Development
Needlework Guild of America (NGA)	\$50	Child Development
California Assoc. Supervisors of Child Welfare & Attendance	\$75	Child Welfare & Attendance
California Consortium for Independent Study	\$60	Child Welfare & Attendance
Fullerton Collaborative	\$1,000	Child Welfare & Attendance
Needlework Guild of America (NGA)	\$50	Child Welfare & Attendance
American Association of School Administrators (AASA)	\$450	Educational Services
Association for Supervision and Curriculum Development (ASCD)	\$175	Educational Services
Association of California School Administrators (ACSA)	\$2,000	Educational Services
California Association of Bilingual Education (CABE)	\$500	Educational Services
California Association for the Gifted (CAG)	\$140	Educational Services
California Association of Latino Admins. and Superintendents (ALAS)	\$350	Educational Services
California Commission on Teacher Credentialing UC Regents (CTC)	\$1,300	Educational Services
California Institute for School Improvement (CISI)	\$1,000	Educational Services
California School Boards Association (GAMUT)	\$925	Educational Services
Crisis Prevention Institute	\$150	Educational Services
Computer-Using Educators (CUE)	\$40	Educational Services
International Reading Association (IRA)	\$44	Educational Services
National Association for Gifted Children (NAGC)	\$120	Educational Services
National Association of Elementary School Principals (NAESP)	\$235	Educational Services
Needlework Guild of America (NGA)	\$50	Educational Services
Phi Delta Kappa International	\$225	Educational Services
Coalition for Adequate School Housing	\$925	Facilities, Maint. and Operations
Coalition for Adequate School Housing Maintenance Network	\$259	Facilities, Maint. and Operations

*Denotes membership for more than one individual

**Estimated

ORGANIZATION	COST**	DEPARTMENT
California School Nutrition Association (2)*	\$110	Nutrition Services
COSTCO (2)*	\$110	Nutrition Services
School Nutrition Association (SNA) (2)*	\$244	Nutrition Services
ACSA for the Personnel Director	\$1,435	Personnel Commission
California School Boards Association (GAMUT)	\$925	Personnel Commission
California Schools Personnel Commissioners Association	\$800	Personnel Commission
Coop. Org. for the Dev. of Employee Selection Process	\$2,050	Personnel Commission
International Personnel Management Association (3)*	\$397	Personnel Commission
Personnel Commissioners Assoc. of Southern California	\$40	Personnel Commission
Personnel Testing Council of Southern California (2)*	\$80	Personnel Commission
Society for Human Resource Management	\$199	Personnel Commission
Society for Industrial and Organizational Psychology (SIOP) (2)*	\$370	Personnel Commission
Southern California Public Management Assoc. (4)*	\$150	Personnel Commission
National Alliance for Insurance Education and Research	\$70	Risk Management
Public Agency Risk Managers Association (PARMA)	\$150	Risk Management
Society of Human Resources Professional (SHRM)	\$200	Risk Management
Association of California School Administrators (ACSA)	\$2,300	Superintendent
Digital Promise	\$2,500	Superintendent
Fullerton Chamber of Commerce	\$600	Superintendent
Leadership Associates	\$2,500	Superintendent
North Orange County Superintendents' Association	\$75	Superintendent
Orange County School Boards Association	\$125	Superintendent
Orange County Superintendents ACSA Region XVII	\$300	Superintendent
Rotary Club of Fullerton	\$1,800	Superintendent
Southern California Superintendents	\$150	Superintendent
California Educational Technology Professional Association (CETPA)	\$200	Innovation & Instructional Support
International Society for Technology in Education (ISTE) (5)*	\$625	Innovation & Instructional Support
California Assoc. of School Transportation Officials (CASTO) (2)*	\$200	Transportation
Driver Trainer Advisory Council (DTAC) (2)*	\$50	Transportation
Computer-Using Educators (CUE)	\$3,000	Various School Sites

*Denotes membership for more than one individual

**Estimated

CONSENT ITEM

DATE: June 19, 2018

TO: Robert Pletka, Ed.D., District Superintendent

FROM: Robert R. Coghlan, Ph.D., Assistant Superintendent, Business Services

PREPARED BY: Scott Schlabsz, Director, Facilities, Maintenance and Operations

SUBJECT: **APPROVE AGREEMENT FOR KYA SERVICES, LLC, REFERENCING THE PIGGYBACK BID FOR PALO VERDE UNIFIED SCHOOL DISTRICT BID NO. FSD-15-16-GFR-03 FOR BEAM REPAIRS NECESSARY AT RICHMAN ELEMENTARY SCHOOL**

Background: On November 14, 2017, the Board of Trustees approved the award of a contract to The KYA Group, LLC, as part of a piggyback bid for Palo Verde Unified School District Bid No. FSD-15-16-GFR-03 for the purchase of furniture systems, interior finishing materials, and exterior landscaping beautification material for Fullerton School District. This specific job is for the procurement of beam repairs at Richman Elementary School, KYA Services, LLC, Project No. 1-1-14625. Piggyback documentation is available for review in the Superintendent's Office.

Rationale: District staff recommends entering into an agreement with KYA, Services, LLC, for beam repair services necessary for the safety of students and staff.

Funding: The completed contract amount is \$35,904 to be paid from the General Fund.

Recommendation: Approve agreement for KYA Services, LLC, referencing the piggyback bid for Palo Verde Unified School District Bid No. FSD-15-16-GFR-03 for beam repairs necessary at Richman Elementary School.

RC:SS:ys

CONSENT ITEM

DATE: June 19, 2018

TO: Robert Pletka, Ed.D., District Superintendent

FROM: Robert R. Coghlan, Ph.D., Assistant Superintendent, Business Services

PREPARED BY: Scott Schlabsz, Director, Facilities, Maintenance and Operations

SUBJECT: **APPROVE AGREEMENT FOR KYA SERVICES, LLC, REFERENCING THE PIGGYBACK BID FOR PALO VERDE UNIFIED SCHOOL DISTRICT BID NO. FSD-15-16-GFR-03 FOR BEAM REPAIRS NECESSARY AT WOODCREST ELEMENTARY SCHOOL**

Background: On November 14, 2017, the Board of Trustees approved the award of a contract to The KYA Group, LLC, as part of a piggyback bid for Palo Verde Unified School District Bid No. FSD-15-16-GFR-03 for the purchase of furniture systems, interior finishing materials, and exterior landscaping beautification material for Fullerton School District. This specific job is for the procurement of beam repairs at Woodcrest Elementary School, KYA Services, LLC, Project No. 1-1-14671. Piggyback documentation is available for review in the Superintendent's Office.

Rationale: District staff recommends entering into an agreement with KYA Services, LLC, for beam repair services necessary for the safety of students and staff.

Funding: The completed contract amount is \$49,872 to be paid from the General Fund.

Recommendation: Approve agreement for KYA Services, LLC, referencing the piggyback bid for Palo Verde Unified School District Bid No. FSD-15-16-GFR-03 for beam repairs necessary at Woodcrest Elementary School.

RC:SS:ys

CONSENT ITEM

DATE: June 19, 2018

TO: Robert Pletka, Ed.D., District Superintendent

FROM: Robert R. Coghlan, Ph.D., Assistant Superintendent, Business Services

PREPARED BY: Scott Schlabsz, Director, Facilities, Maintenance and Operations

SUBJECT: APPROVE AGREEMENT FOR KYA SERVICES, LLC, REFERENCING THE PIGGYBACK BID FOR PALO VERDE UNIFIED SCHOOL DISTRICT BID NO. FSD-15-16-GFR-03 FOR THE PURCHASE OF WINDOW TREATMENTS, LIGHTING, INTERIOR WALL PAINT, AND MISCELLANEOUS UPGRADES TO THE STEAM LAB AT LAGUNA ROAD ELEMENTARY SCHOOL

Background: On November 14, 2017, the Board of Trustees approved the award of a contract to The KYA Group, LLC, as part of a piggyback bid for Palo Verde Unified School District Bid No. FSD-15-16-GFR-03 for the purchase of furniture systems, interior finishing materials, and exterior landscaping beautification material for Fullerton School District. This specific job is for the procurement of window treatments, lighting, and paint at Laguna Road Elementary School for repairs and beautification, KYA Services, LLC, Project No. 1-1-14535. Piggyback documentation is available for review in the Superintendent's Office.

Rationale: District staff recommends entering into an agreement with KYA Services, LLC, for the purchase of window treatments, lighting, interior wall paint, and miscellaneous upgrade materials necessary for the upgrades and beautification to the STEAM Lab at Laguna Road Elementary School.

Funding: The completed contract amount is \$100,404 to be paid from School Site and General Funds.

Recommendation: Approve agreement for KYA Services, LLC, referencing the piggyback bid for Palo Verde Unified School District Bid No. FSD-15-16-GFR-03 for the purchase of window treatments, lighting, interior wall paint, and miscellaneous upgrades to the STEAM Lab at Laguna Road Elementary School.

RC:SS:ys

CONSENT ITEM

DATE: June 19, 2018

TO: Robert Pletka, Ed.D., District Superintendent

FROM: Robert R. Coghlan, Ph.D., Assistant Superintendent, Business Services

PREPARED BY: Scott Schlabsz, Director, Facilities, Maintenance and Operations

SUBJECT: APPROVE AGREEMENT FOR KYA SERVICES, LLC, REFERENCING THE PIGGYBACK BID FOR PALO VERDE UNIFIED SCHOOL DISTRICT BID NO. FSD-15-16-GFR-03 FOR THE PURCHASE OF WINDOW TREATMENTS, LIGHTING, INTERIOR WALL PAINT, AND MISCELLANEOUS UPGRADES TO THE ACTIVE LEARNING CENTER AT PACIFIC DRIVE ELEMENTARY SCHOOL

Background: On November 14, 2017, the Board of Trustees approved the award of a contract to The KYA Group, LLC, as part of a piggyback bid for Palo Verde Unified School District Bid No. FSD-15-16-GFR-03 for the purchase of furniture systems, interior finishing materials, and exterior landscaping beautification material for Fullerton School District. This specific job is for the procurement of window treatments, lighting, and paint at Pacific Drive Elementary School for repairs and beautification, KYA Services, LLC, Project No. 1-1-14537. Piggyback documentation is available for review in the Superintendent's Office.

Rationale: District staff recommends entering into an agreement with KYA Services, LLC, for the purchase of window treatments, lighting, interior wall paint, and miscellaneous upgrade materials necessary for the upgrades and beautification to the Active Learning Center at Pacific Drive Elementary School.

Funding: The completed contract amount is \$104,938 to be paid from School Site and General Funds

Recommendation: Approve agreement for KYA Services, LLC, referencing the piggyback bid for Palo Verde Unified School District Bid No. FSD-15-16-GFR-03 for the purchase of window treatments, lighting, interior wall paint, and miscellaneous upgrades to the Active Learning Center at Pacific Drive Elementary School.

RC:SS:ys

CONSENT ITEM

DATE: June 19, 2018

TO: Robert Pletka, Ed.D., District Superintendent

FROM: Robert R. Coghlan, Ph.D., Assistant Superintendent, Business Services

PREPARED BY: Scott Schlabsz, Director, Facilities, Maintenance and Operations

SUBJECT: **APPROVE AGREEMENT FOR PROGRESSIVE SURFACE SOLUTIONS REFERENCING DISTRICTWIDE UNIT COST CONTRACT FSD-15-16-GFR-03 FOR CARPETING UPGRADES, REPLACEMENT, AND REPAIRS FOR THE APPLICATION OF SUPPORT BEAMS, ROOF DECK, AND PAINT AT RICHMAN ELEMENTARY SCHOOL**

Background: On May 10, 2016, the Board of Trustees approved the award of a contract for Progressive Surface Solutions for a Districtwide unit cost contract for carpeting upgrades, replacement, repairs, synthetic grass, sports floors, interlocking tiles, and various geo tiles for Fullerton School District. This specific job is to paint, replace, repair support beams and roof deck at Richman Elementary School, Progressive Surfacing Project No. 6-1-14636. Piggyback documentation is available for review in the Superintendent's Office.

Rationale: District staff recommends entering into an agreement with Progressive Surface Solutions for repairs due to the deterioration of beams located at Richman Elementary School.

Funding: The completed contract amount is \$3,900 to be paid from the General Fund.

Recommendation: Approve agreement for Progressive Surface Solutions referencing Districtwide Unit Cost Contract FSD-15-16-GFR-03 for carpeting upgrades, replacement, and repairs for the application of support beams, roof deck, and paint at Richman Elementary School.

RC:SS:ys

CONSENT ITEM

DATE: June 19, 2018

TO: Robert Pletka, Ed.D., District Superintendent

FROM: Robert R. Coghlan, Ph.D., Assistant Superintendent, Business Services

PREPARED BY: Scott Schlabsz, Director, Facilities, Maintenance and Operations

SUBJECT: **APPROVE AGREEMENT FOR PROGRESSIVE SURFACE SOLUTIONS REFERENCING DISTRICTWIDE UNIT COST CONTRACT FSD-15-16-GFR-03 FOR CARPETING UPGRADES, REPLACEMENT, AND REPAIRS FOR THE APPLICATION OF SUPPORT BEAMS, ROOF DECK, AND PAINT AT WOODCREST ELEMENTARY SCHOOL**

Background: On May 10, 2016, the Board of Trustees approved the award of a contract for Progressive Surface Solutions for a Districtwide unit cost contract for carpeting upgrades, replacement, repairs, synthetic grass, sports floors, interlocking tiles, and various geo tiles for Fullerton School District. This specific job is to paint, replace, and repair support beams and roof deck at Woodcrest Elementary School, Progressive Surfacing Project No. 6-1-14672. Piggyback documentation is available for review in the Superintendent's Office.

Rationale: District staff recommends entering into an agreement with Progressive Surface Solutions for repairs due to the deterioration of beams located at Woodcrest Elementary School.

Funding: The completed contract amount is \$3,900 to be paid from the General Fund.

Recommendation: Approve agreement for Progressive Surface Solutions referencing Districtwide Unit Cost Contract FSD-15-16-GFR-03 for carpeting upgrades, replacement, and repairs for the application of support beams, roof deck, and paint at Woodcrest Elementary School.

RC:SS:ys

CONSENT ITEM

DATE: June 19, 2018

TO: Robert Pletka, Ed.D., District Superintendent

FROM: Robert R. Coghlan, Ph.D., Assistant Superintendent, Business Services

PREPARED BY: Scott Schlabsz, Director, Facilities, Maintenance and Operations

SUBJECT: **APPROVE AGREEMENT FOR PROGRESSIVE SURFACE SOLUTIONS REFERENCING DISTRICTWIDE UNIT COST CONTRACT FSD-15-16-GFR-03 FOR DEMO AND APPLICATION OF CEILING TILES, PAINT, DRYWALL, AND LIGHT FIXTURES AT LAGUNA ROAD ELEMENTARY SCHOOL'S STEM LAB**

Background: On May 10, 2016, the Board of Trustees approved the award of a contract for Progressive Surface Solutions for a Districtwide unit cost contract for carpeting upgrades, replacement, repairs, synthetic grass, sports floors, interlocking tiles, and various geo tiles for Fullerton School District. This specific job is for the application of ceiling tiles, paint, drywall, and light fixtures at Laguna Road Elementary School, Progressive Surfacing Project No. 6-1-14638. Piggyback documentation is available for review in the Superintendent's Office.

Rationale: District staff recommends entering into an agreement with Progressive Surface Solutions for upgrades and beautification of the STEM Lab located at Laguna Road Elementary School.

Funding: The completed contract amount of \$13,856 is to be paid from School Site and General Funds.

Recommendation: Approve agreement for Progressive Surface Solutions referencing Districtwide Unit Cost Contract FSD-15-16-GFR-03 for demo and application of ceiling tiles, paint, drywall, and light fixtures at Laguna Road Elementary School's STEM Lab.

RC:SS:ys

CONSENT ITEM

DATE: June 19, 2018

TO: Robert Pletka, Ed.D., District Superintendent

FROM: Robert R. Coghlan, Ph.D., Assistant Superintendent, Business Services

PREPARED BY: Scott Schlabsz, Director, Facilities, Maintenance and Operations

SUBJECT: **APPROVE AGREEMENT FOR PROGRESSIVE SURFACE SOLUTIONS REFERENCING DISTRICTWIDE UNIT COST CONTRACT FSD-15-16-GFR-03 FOR DEMO AND APPLICATION OF CEILING TILES, PAINT, DRYWALL, AND LIGHT FIXTURES AT PACIFIC DRIVE ELEMENTARY SCHOOL'S ACTIVE LEARNING CENTER**

Background: On May 10, 2016, the Board of Trustees approved the award of a contract for Progressive Surface Solutions for a Districtwide unit cost contract for carpeting upgrades, replacement, repairs, synthetic grass, sports floors, interlocking tiles, and various geo tiles for Fullerton School District. This specific job is for the application of ceiling tiles, paint, drywall, and light fixtures at Pacific Drive Elementary School, Progressive Surfacing Project No. 6-1-14637. Piggyback documentation is available for review in the Superintendent's Office.

Rationale: District staff recommends entering into an agreement with Progressive Surface Solutions for upgrades and beautification of the Active Learning Center located at Pacific Drive Elementary School.

Funding: The completed contract amount of \$14,885.80 is to be paid from School Site and General Funds.

Recommendation: Approve agreement for Progressive Surface Solutions referencing Districtwide Unit Cost Contract FSD-15-16-GFR-03 for demo and application of ceiling tiles, paint, drywall, and light fixtures at Pacific Drive Elementary School's Active Learning Center.

RC:SS:ys

CONSENT ITEM

DATE: June 19, 2018

TO: Robert Pletka, Ed.D., District Superintendent

FROM: Robert R. Coghlan, Ph.D., Assistant Superintendent, Business Services

SUBJECT: **APPROVE INDEPENDENT CONTRACTOR AGREEMENT BETWEEN FULLERTON SCHOOL DISTRICT AND MILTOS VARKATZAS AS FACILITIES CONSULTANT EFFECTIVE JULY 1, 2018 THROUGH JUNE 30, 2019**

Background: Fullerton School District is in need of temporary services to assist our Facilities Department. The time commitment and expertise for these services is beyond the capacity of current District employees. Therefore, it is recommended the District contract with Miltos Varkatzas as Facilities Consultant to provide these services.

Rationale: When District employees are unable to provide necessary services, the District enters into an Independent Contractor Agreement with individuals who will provide specialized services to the District and who are specially trained, experienced, and competent to perform the required services.

Funding: Services will be on an hourly basis. Hours and/or projects will be approved in advance by the Assistant Superintendent, Business Services. The cost is an hourly rate of \$168 for 460 hours over 12 months, not to exceed \$77,280, to be paid from the General Fund.

Recommendation: Approve Independent Contractor Agreement between Fullerton School District and Miltos Varkatzas as Facilities Consultant effective July 1, 2018 through June 30, 2019.

RC:gs
Attachment

2018-2019 INDEPENDENT CONTRACTOR AGREEMENT

This Agreement is hereby entered into between the Fullerton School District, hereinafter referred to as "District," and Miltos Varkatzas, hereinafter referred to as "Contractor."

WHEREAS, District is authorized by Section 53060 of the California Government Code to contract with and employ any persons for the furnishing of special Services and advice in financial, economic, accounting, engineering, legal or administrative matters, if such persons are specially trained and experienced and competent to perform the special Services required;

WHEREAS, District is in need of such special services and advice; and

WHEREAS, Contractor is specially trained and experienced and competent to perform the special Services required by the District, and such services are needed on a limited basis;

NOW, THEREFORE, the parties agree as follows:

1. Services to be provided by Contractor. Contractor shall provide **services as a Facilities Consultant**, hereinafter referred to as "Services."
2. Term. Contractor shall commence providing Services under this Agreement on **July 1, 2018**, and will diligently perform as required and complete performance by **June 30, 2019**.
3. Compensation. District agrees to pay the Contractor for Services satisfactorily rendered pursuant to this Agreement a total fee not to exceed **Seventy-Seven Thousand, Two Hundred and Eighty Dollars (\$77,280) at an hourly rate of \$168 for 12 months of work**. District shall pay Contractor according to the following terms and conditions: Contractor shall submit a detailed invoice to the District. Payment for Services will only be made if Services have been satisfactorily rendered under the terms of this Agreement.
4. Expenses. District shall not be liable to Contractor for any costs or expenses paid or incurred by Contractor in performing Services for District.
5. Independent Contractor. Contractor, in the performance of the Services pursuant to this Agreement, shall be and act as an independent Contractor. Contractor understands and agrees that he/she and all of his/her employees shall not be considered officers, employees or agents of the District, and are not entitled to benefits of any kind or nature normally provided employees of the District and/or to which District's employees are normally entitled, including, but not limited to, State Unemployment Compensation or Workers' Compensation. Contractor assumes the full responsibility for the acts and/or omissions of his/her employees or agents as they relate to the Services to be provided under this Agreement. Contractor shall assume full responsibility for payment of all federal, state and local taxes or contributions, including unemployment insurance, social security and income taxes with respect to Contractor's employees.
6. Materials. Contractor shall furnish, at its own expense, all labor, materials, equipment, supplies and other items necessary to complete the Services to be provided pursuant to this Agreement, except as follows: **District staff, paper, printing, and computer while at District locations**.

Contractor's Services will be performed, findings obtained, reports and recommendations prepared in accordance with generally and currently accepted principles and practices of his/her profession.

7. Originality of Services/Intellectual Property. Contractor agrees that all technologies, formulae, procedures, processes, methods, ideas, and dialogue, prepared for and submitted by Contractor to the District in connection with the Services set forth in this Agreement, shall be wholly original to Contractor and shall not be copied in whole or in part from any other source, except that submitted to Contractor by District as a basis for such Services. Contractor further agrees that all writings, materials, compositions, recordings, teleplays, and/or video productions prepared for, written for, or otherwise (hereinafter referred to as "Content") submitted by Contractor to the District and/or used in connection with the Services set forth in this Agreement, reflect the intellectual property of, and copyright interests held by District and shall not be copied or used in whole or in part by Contractor without District's express written permission. Contractor understands and agrees that all Content produced under this Agreement is the property of District and cannot be used without District's express written permission. Contractor acknowledges and agrees that District shall have all right, title and interest in said Content, including the right to secure and maintain the copyright, trademark and/or patent of said Content in the name of the District.

8. Standard for Performance of Services. The parties acknowledge that the District, in selecting the Contractor to perform the Services hereunder, is relying upon the Contractor's reputation for excellence in the performance of the Services required hereunder. The Contractor shall perform the Services in the manner of one who is a recognized specialist in the types of services to be performed. Time is of the essence in this Agreement. All deadlines set forth in the Agreement are binding and may be modified only by subsequent written agreement of the parties.

9. Termination. District may, at any time, with or without reason, terminate this Agreement and compensate Contractor only for Services satisfactorily rendered to the date of termination. Written notice by District shall be sufficient to stop further performance of Services by Contractor. Notice shall be deemed given when received by the Contractor or no later than three days after the day of mailing, whichever is sooner.

District may, at any time, with or without reason, terminate this Agreement upon providing thirty (30) days written notice to Contractor. Written notice by District shall be deemed given when received by the Contractor or no later than three (3) days after the day of mailing, whichever is sooner.

Contractor may, at any time, with or without reason, terminate this Agreement upon providing thirty (30) days written notice to District. Written notice by Contractor shall be deemed given when received by the District or no later than three (3) days after the day of mailing, whichever is sooner.

10. Hold Harmless. Contractor agrees to and does hereby indemnify, hold harmless and defend the District and its governing board, officers, employees and agents from every claim or demand made and every liability, loss, damage or expense, of any nature whatsoever, which may be incurred by reason of:

- (a) Liability for damages for: (1) death or bodily injury to person; (2) injury to, loss or theft of property; or (3) any other loss, damage or expense arising out of (1) or (2) above, sustained by the Contractor or any person, firm or corporation employed by the Contractor, either directly or by independent contract, upon or in connection with the Services called for in this Agreement, however caused, except for liability for damages referred to above which result from the sole negligence or willful misconduct of the District or its officers, employees or agents.

(b) Any injury to or death of any person(s), including the District's officers, employees and agents, or damage to or loss of any property caused by any act, neglect, default, or omission of the Contractor, or any person, firm or corporation employed by the Contractor, either directly or by independent contract, arising out of, or in any way connected with, the Services covered by this Agreement, whether said injury or damage occurs either on or off District's property, except for liability for damages which result from the sole negligence or willful misconduct of the District or its officers, employees or agents.

(c) Any liability for damages which may arise from the furnishing or use of any copyrighted or uncopyrighted matter or patented or unpatented invention under this Agreement.

11. Insurance. Pursuant to Section 10, Contractor agrees to carry comprehensive general and automobile liability insurance for bodily injury and property damage with limits of One Million Dollars (\$1,000,000.00) per occurrence and Two Million Dollars (\$2,000,000.00) aggregate in a form mutually acceptable to both parties to protect Contractor and District against liability or claims of liability which may arise out of this agreement. In addition, Contractor agrees to provide an endorsement to this policy stating, "Such insurance as is afforded by this policy shall be primary, and any insurance carried by District shall be excess and noncontributory." No later than thirty (30) days from the execution of this Agreement by the District and Contractor, Contractor shall provide District with certificates of insurance evidencing all coverages and endorsements required hereunder including a thirty (30) day written notice of cancellation or reduction in coverage. Contractor agrees to name District and its governing board, officers, agents and employees as additional insured under said policy.

12. Assignment. The obligations of the Contractor pursuant to this Agreement shall not be assigned by the Contractor.

13. Compliance With Applicable Laws. The Services completed herein must meet the approval of the District and shall be subject to the District's general right of inspection to secure the satisfactory completion thereof. Contractor agrees to comply with all federal, state and local laws, rules, regulations and ordinances that are now or may in the future become applicable to Contractor, Contractor's business, the Services, equipment and personnel engaged in Services covered by this Agreement or accruing out of the performance of such Services.

13.1 Fingerprinting. Contractor shall comply with the requirements of California Education Code section 45125.1, and shall provide to District all criminal background clearance(s) through fingerprints for Contractor (and all Contractor employees, if any) as required by the District. The District may require the Contractor and Contractors' employees to submit to additional criminal background checks at the District's sole and absolute discretion.

13.2 Tuberculosis Testing. Contractor and Contractor's employees, if any, providing Services to students shall provide evidence of appropriate tuberculosis screening prior to the performance of the Services and provide annual certification thereafter. Contractor shall complete and submit to District any required documentation to verify compliance.

14. Permits/Licenses. Contractor and all Contractor's employees or agents shall secure and maintain in force such permits and licenses as are required by law in connection with the furnishing of Services pursuant to this Agreement.

15. Employment With Public Agency. Contractor, if an employee of another public agency, agrees that Contractor will not receive salary or remuneration, other than vacation pay, as an employee of another public agency for the actual time in which Services are actually being performed pursuant to this Agreement.

16. Entire Agreement/Amendment. This Agreement and any exhibits attached hereto constitute the entire Agreement among the parties to it and supersedes any prior or contemporaneous understanding or Agreement with respect to the Services contemplated, and may be amended only by a written amendment executed by both parties to the Agreement. This Agreement incorporates by this reference, any exhibits, which are attached hereto and incorporated herein.

17. Nondiscrimination. Contractor agrees that it will not engage in unlawful discrimination in employment of persons because of race, ethnicity, religion, nationality, disability, gender, sex, marital status, age, or other characteristics protected by federal or state laws of such persons.

18. Non Waiver. The failure of District or Contractor to seek redress for violation of, or to insist upon, the strict performance of any term or condition of this Agreement, shall not be deemed a waiver by that party of such term or condition, or prevent a subsequent similar act from again constituting a violation of such term or condition.

19. Notice. All notices or demands to be given under this Agreement by either party to the other shall be in writing and given either by: (a) personal service or (b) by U.S. Mail, mailed either by registered or certified mail, return receipt requested, with postage prepaid. Service shall be considered given when received if personally served or if mailed on the third day after deposit in any U.S. Post Office. The address to which notices or demands may be given by either party may be changed by written notice given in accordance with the notice provisions of this section. At the date of this Agreement, the addresses of the parties are as follows:

District:
Fullerton School District
1401 W. Valencia Drive
Fullerton, CA 92833

Contractor:
Miltos Varkatzas

20. Severability. If any term, condition or provision of this Agreement is held by a court of competent jurisdiction to be invalid, void, or unenforceable, the remaining provisions will nevertheless continue in full force and effect, and shall not be affected, impaired or invalidated in any way.

21. Attorney Fees/Costs. Should litigation be necessary to enforce any terms or provisions of this Agreement, then each party shall bear its own litigation and collection expenses, witness fees, court costs, and attorneys' fees.

22. Headings. The headings contained in this Agreement are provided exclusively for reference and the convenience of the Parties. No legal significance of any type shall be attached to the headings.

23. Counterparts. This Agreement may be signed and delivered in two counterparts, each of which, when so signed and delivered, shall be an original, but such counterparts together shall constitute the one instrument that is the Agreement, and the Agreement shall not be binding on any party until all Parties have signed it.

24. Authorized Signatures. The individual signing this Agreement warrants that he/she is authorized to do so. The Parties understand and agree that a breach of this warranty shall constitute a breach of the Agreement and shall entitle the non-breaching party to all appropriate legal and equitable remedies against the breaching party.

25. Governing Law. The terms and conditions of this Agreement shall be governed by the laws of the State of California with venue in Orange County, California. This Agreement is made in and shall be performed in Orange County, California.

This Agreement is entered into this **19th** day of **June 2018**.

FULLERTON SCHOOL DISTRICT

Miltos Varkatzas
(Contractor Name)

By: _____
(Signature)

By: _____
(Signature)

Robert R. Coghlan, Ph.D.
Assistant Superintendent
Business Services

On File
Taxpayer Identification Number

CONSENT ITEM

DATE: June 19, 2018
TO: Robert Pletka, Ed.D., District Superintendent
FROM: Chad Hammitt, Ed.D., Assistant Superintendent, Personnel Services
PREPARED BY: Helene Morris, Director of Administrative Services
SUBJECT: **APPROVE CONTRACT BETWEEN FULLERTON SCHOOL DISTRICT AND POWERSCHOOL GROUP, LLC, FOR POWERSCHOOL REGISTRATION FOR 2018/2019 SCHOOL YEAR**

Background: For the past 13 years Fullerton School District (FSD) has used PowerSchool for the student information system (SIS). The District pays support service and software upgrades for PowerSchool annually. The service agreement is ongoing with a yearly option to renew.

Parents would be able to electronically enroll new students using the PowerSchool Registration portion of the service agreement, as well as annually update student information. Data would continue to be stored in a cloud environment that allows for pre-populated forms to be automatically provided for parents to update or approve.

Rationale: For continuity of support and student data, FSD should continue to maintain the service and support agreement with PowerSchool Group, LLC, to support the PowerSchool SIS. PowerSchool Registration will continue to give parents access to online registration and updating information.

Funding: Total cost is not to exceed \$34,160 and will be paid from the CWA budget.

Recommendation: Approve contract between Fullerton School District and PowerSchool Group, LLC, for PowerSchool Registration for 2018/2019 school year.

CH:HM:mc
Attachment

Prepared By:
 Customer Name: Fullerton School District
 Enrollment: 13,228
 Contract Term: 12 Months
 Start Date: 7/1/2018
 End Date: 6/30/2019

Customer Contact:
 Title:
 Address: 1401 W Valencia Dr
 City: Fullerton
 State/Province: California
 Zip Code: 92833
 Phone #:

Product Description	Quantity	Unit	Unit Price	Extended Price
---------------------	----------	------	------------	----------------

License and Subscription Fees

PowerSchool Registration Signature Annual Fee	13,000.00	Students	USD 2.39	USD 31,070.00
Registration Add-On - Additional Language Annual Fee	2.00	Each	USD 1,545.00	USD 3,090.00

License and Subscription Totals: **USD 34,160.00**

Year One Total	USD 34,160.00
-----------------------	----------------------

On-Going PowerSchool Subscription/Maintenance & Support fees are invoiced at then current rates & enrollment per terms of the Licensed Product and Services Agreement, which may be subject to an annual increase after the first year for non-multi-year contracts and/or enrollment increases.

Any applicable state sales tax has not been added to this quote. Subscription Start and Expiration Dates shall be as set forth above, which may be delayed based upon the date that PowerSchool receives your purchase order.

In the event that this quote includes promotional pricing, such promotional pricing may not be valid for the entire period stated on this quote.

All invoices shall be paid within thirty (30) days of the date of invoice.

This quote is subject to and incorporates the terms and conditions for the applicable product(s) located at: <https://www.powerschool.com/product-specifications/>

All purchase orders must contain the exact quote number stated within. Customer agrees that purchase orders are for administrative purposes only and shall not impact the terms or conditions reflected in this quote and the applicable PowerSchool Licensed Product and Services Agreement.

This quote is subject to and incorporates the terms and conditions of the PowerSchool Licensed Product and Services Agreement found at <https://www.powerschool.com/customer-contract-terms-and-conditions-us-6-2-17/>



INVOICE

Invoice No.	INV149708
Tax ID No.	47-4674631
Date	7/1/2018
Customer No.	10001769
PO No.	

Bill To

Fullerton School District
 1401 W Valencia Dr
 Fullerton CA 92833
 United States

Ship To

Fullerton School District
 1401 W Valencia Dr
 Fullerton CA 92833-3998
 United States

Terms	Due Date
Immediate	7/1/2018

Description	U/M	Qty	Tax	Unit Price	Extended Price
SW-IS-S-ISLAN: Registration Add-On - Additional Language Annual Fee Contract Dates: 07/01/2018 - 06/30/2019	Each	2	Y	1545.00	\$3,090.00
SW-PU-S-IPR: Registration - Signature Annual Fee Contract Dates: 07/01/2018 - 06/30/2019	Students	13,000	Y	2.39	\$31,070.00
<p>This is your annual support/subscription/hosting renewal. A new purchase order is required. To avoid cancellation of your phone support, product updates or hosted products, please work with your Director of Technology or appropriate business person to approve a purchase order and payment for this annual recurring invoice. If this support is not used, please FAX a written cancellation to 916-288-1588 or renewals@powerschool.com. If we don't receive your cancellation by the start of your new term, your support/subscription/hosting will automatically renew.</p> <p>Licensee shall be subject to a monthly charge of 1.5% on all amounts not paid when due (18% annually) , or, if a lower maximum rate is established by law, then such lower maximum rate.</p>					
Subtotal			Tax Total		Total (USD)
\$34,160.00			\$0.00		\$34,160.00

<p>Remit by Check (US Mail Only): PowerSchool Group LLC PO Box 398408 San Francisco, CA 94139-8408</p>	<p>Remit by Check (Courier): Wells Fargo Lockbox Services Dept #38408 3440 Walnut Ave, Bldg A, Window H Fremont, CA 94538</p>	<p>Remit by Wire or ACH to: Wells Fargo Bank, NA Account Name: PowerSchool Group LLC ABA Routing No: 121000248 Account No: 4633847017 SWIFT: WFBIUS6S (Include invoice number in transmission)</p>	<p>Customer Service: ar@powerschool.com 888-265-7641 (Toll-Free) 916-288-1588 (Fax)</p>
--	--	--	---

CONSENT ITEM

DATE: June 19, 2018

TO: Robert Pletka, Ed.D., District Superintendent

FROM: Emy Flores Ed.D., Assistant Superintendent, Educational Services

PREPARED BY: Susan Albano, Director, Educational Services

SUBJECT: **APPROVE SUBMISSION TO THE CALIFORNIA DEPARTMENT OF EDUCATION OF THE SPRING CONSOLIDATED APPLICATION FOR FUNDING CATEGORICAL AID PROGRAMS FOR THE 2018/2019 SCHOOL YEAR**

Background: The purpose of the Spring Consolidated Application is for the Local Education Agency (LEA) to declare their intent to apply for specified federal categorical programs for the 2018/2019 school year. The Consolidated Application is aligned with the Elementary and Secondary Education Act (ESEA) and includes information related to federal program eligibility, intent to participate, and compliance assurances.

The Consolidated Application includes information regarding federal: Title I Part A (Improving the Academic Achievement of the Disadvantaged); Title II Part A (Teacher Quality); and Title III (Language Instruction for Limited-English Proficient and Immigrant Students); Title IV Part A (Student Support and Academic Enrichment Grants).

A copy of the Consolidated Application is available in the Superintendent's Office for review.

Rationale: The Fullerton School District must submit the Spring Consolidated Application by June 30, 2018 in order to receive funding.

Funding: Entitlements for these programs will be awarded in Part II of the Consolidated Application in the fall of 2018.

Recommendation: Approve submission to the California Department of Education of the Spring Consolidated Application for Funding Categorical Aid Programs for the 2018/2019 school year.

EF:SA:nm

CONSENT ITEM

DATE: June 19, 2018
TO: Robert Pletka, Ed.D., Superintendent
FROM: Emy Flores, Ed.D., Assistant Superintendent, Educational Services
PREPARED BY: Susan Albano, Director, Educational Services
SUBJECT: **APPROVE SCHOOL SMARTS PARENT ENGAGEMENT PROGRAM AGREEMENT FOR 2018/2019**

Background: School Smarts is the California PTA parent engagement program. It is a model for creating meaningful and diverse parent involvement. It brings parents from diverse backgrounds together in support of their common interest: helping their children and schools succeed. School Smarts exposes a wide range of parents to the big picture of how the education system works and empowers them to maximize the success of their own children and schools. This award-winning, research-based program is proven to foster parent engagement in schools, support parents as their children's first teachers, develop future parent leaders, and encourage parents to advocate for a complete education that includes the arts. The program is a seven-session, two-hour per week course at Commonwealth, Fern Drive, Ladera Vista, and Orangethorpe Schools, and is designed to engage approximately 25-30 parents at each site.

Rationale: Local Control and Accountability Plan (LCAP) Goal 4 focuses on increased parent/community involvement. Both State and federal programs require districts to utilize funding to support parents in the involvement in their school community.

Funding: Not to exceed \$21,800 and is to be paid from District Title I federal funds.

Recommendation: Approve School Smarts Parent Engagement Program Agreement for 2018/2019.

EF:SA:nm
Attachment

School Smarts Parent Engagement Program Agreement

This Agreement is made this first of June 2018, and is by and between the California State PTA and Fullerton School District (“School District”).

RECITALS

WHEREAS, the School District, its school site(s) and the California State PTA share the common purposes of increasing parent and family involvement; promoting inclusiveness; equipping parents to engage in their own child’s education and at their school in meaningful ways; and in developing and supporting parent leaders; and

WHEREAS, to advance these shared purposes, the School District and California State PTA desire to enter into an agreement to provide the School Smarts Parent Engagement Program (the “Program”) at one or more school site(s) within the School District; and

WHEREAS, the Program includes a seven-session Parent Academy based on a curriculum developed by California State PTA leaders, parents and educators and is rooted in the National Standards for Family-School Partnerships; and

WHEREAS, the California State PTA represents itself able and willing to perform the services required by the School District and school site(s) to deliver the Program.

NOW, THEREFORE, for and in consideration of the promises hereinafter contained, the parties agree as follows:

1. TERM OF THE AGREEMENT

The Agreement shall become effective beginning July 1, 2018 and shall terminate on June 30, 2019, or upon completion of all the services described in Appendix A, “**Description of Program Services**,” attached hereto and incorporated by reference as though fully set forth herein.

2. EFFECTIVE DATE OF AGREEMENT

This Agreement shall become effective when both parties have signed this Agreement and have in their possession a signed copy of the Agreement.

3. DESCRIPTION OF SERVICES

California State PTA agrees to provide services to the School District as identified in Appendix A, “**Description of Program Services**.” The School District and participating school site(s) agree to participate in the Program by meeting the criteria as described in Appendix B, “**Description of Program Participation**,” attached hereto and incorporated by reference as though fully set forth herein.

4. COMPENSATION

The School District agrees to compensate California State PTA in the total amount of \$21,800, based upon the services described in Appendix A, \$5,450 per new PTA participating school site. Payment shall be made no later than 60 days after the effective date of this Agreement. California State PTA will invoice the School District.

The amount of \$21,800 represents the full amount that the School District will compensate California State PTA. School District will not compensate for any additional travel or other expenses associated with the performance or duties, with the exception of any expenses that are described in Appendix B, or are mutually agreed upon and that are authorized in advance and in writing by the School District.

5. INDEPENDENT CONTRACTOR

Nothing contained herein shall be construed as creating the relationship of employer and employee between the School District and California State PTA or its agents and employees.

6. CRIMINAL BACKGROUND CHECKS

The California State PTA hereby certifies to the School District that its employees, representatives, subcontractors, agents, and volunteers who are associated with the Program (collectively referred to as “California State PTA Personnel”) will have no contact or limited contact with pupils of the School District. For purposes of this Agreement, “limited contact with pupils” exists when goods or services are delivered by California State PTA Personnel (a) directly to a non-classroom location at the school site(s); (b) before or after school hours; (c) when school is not in session, such as on a weekend, holiday, vacation break; and/or (d) only one to three times in a year and not pursuant to a yearly service contract.

The School District hereby finds and determines that the California State PTA and the California State PTA Personnel will have no contact or limited contact with the pupils of the School District and are thereby exempt from the fingerprinting and criminal background checks otherwise required by Educational Code Section 45125.1. Education Code Section 45125.1(d) authorizes a school district to make such a determination when a vendor’s employees have no contact or limited contact with pupils.

Initial: _____

7. INDEMNIFICATION

California State PTA agrees to indemnify, defend, and hold harmless School District and its governing board members, officers, employees and agents, against all claims, demands, damages, costs, expenses of whatever nature, including court costs and reasonable attorneys’ fees, arising out of or resulting from the sole negligent acts or omissions or willful misconduct of the California State PTA and its directors and officers, or the California State PTA Personnel, in the performance of this Agreement, or in proportion to the comparative fault of California State PTA, its directors and officers, or the California State PTA Personnel. California State PTA’s obligation to indemnify School District and its governing board members, officers, employees, and agents, is not limited to CAPTA’s insurance coverage, but rather is unlimited and applies to all indemnified losses and

damages incurred by School District and its governing board members, officers, employees and agents.

School District agrees to indemnify, defend, and hold harmless California State PTA and its directors and officers, and the California State PTA Personnel, against all claims, demands, damages, costs, expenses of whatever nature, including court costs and reasonable attorneys' fees, arising out of or resulting from the sole negligent acts or omissions or willful misconduct of School District or School District's governing board members, officers, employees, and agents, in the performance of this Agreement, or in proportion to the comparative fault of School District or School District's governing board members, officers, employees, and agents. School District's obligation to indemnify California State PTA and its directors and officers, and the California State PTA Personnel, is not limited to School District's insurance coverage, but rather is unlimited and applies to all indemnified losses and damages incurred by California State PTA and its directors and officers, and the California State PTA Personnel.

8. INSURANCE

Each party hereto shall maintain throughout the term of this Agreement general liability, sexual abuse and molestation liability, professional liability, automobile liability, workers' compensation, and such other insurance as is necessary to protect against claims for injuries to persons or damages to property that may arise from or in connection with the performance of this Agreement by such party. All such insurance shall be equivalent to the coverage offered by a commercial general liability policy and shall include, without implied limitation, personal injury and contractual liability coverage for the performance of the indemnity provisions set forth in this Agreement. The policies shall include endorsements naming the other party as additional insured. Each party shall, upon request, provide the other party with a certificate of insurance satisfactory to the requesting party, which shall include originals of the endorsements that name the other party as an additional insured. Each party, at its sole option, may satisfy all or any portion of the general liability insurance requirement through a program of self-insurance, commercial insurance, or any combination thereof.

9. NON DISCLOSURE/PROPRIETARY INFORMATION

The School District understands and agrees that, in its participation under this Agreement or in contemplation thereof, both parties may have access to private or confidential information that may be owned or controlled by the other party and that such information may contain proprietary details, the disclosure of which to third parties will be damaging to the other party. The School District understands that California State PTA retains the sole ownership and copyright of all Program materials and curriculum, and that it may not be reproduced without the written permission of the California State PTA executive director. Both the School District and California State PTA understand and agree that the disclosure of such information may violate state and/or federal law and may subject the party to civil liability. Consequently, both parties agree that all information disclosed by the other party shall be held in confidence and used only in performance of the Agreement.

10. TERMINATION

It is expressly understood and agreed that, although this Agreement terminates on June 30, 2019, it may be terminated for any cause prior to such time by either party. In the event a party decides to terminate this Agreement, that party shall provide the other party with thirty (30) days prior written notice of said termination. In the event this Agreement is terminated by either party pursuant to this section, the School District shall compensate California State PTA for all services performed or sub-contracted for, up to the effective date of the termination.

11. NOTICES TO THE PARTIES

All notices to be given by the parties hereto shall be in writing and served by depositing the same in the United States Post Office, postage prepaid and registered as follows:

For SCHOOL DISTRICT: Robert Pletka
 Superintendent
 1401 W. Valencia Drive
 Fullerton, CA 92833
 Telephone: (714) 447-7541
 Email: susan_albano@fullertonsd.org

For California State PTA: Lisa Borrego, Director of Programs & Grant Development
 California State PTA
 2327 L Street
 Sacramento, CA 95816
 Telephone: (916) 440-1985, ext. 119
 Email: lborrego@capta.org

12. WAIVER

Either party's failure at any time to enforce any default or right reserved to it, or to require performance of any of the Agreement's terms, covenants, or provisions by the other party at the time designated, shall not be a waiver of any such default or right to which the party is entitled, nor shall it in any way affect the right of the party to enforce such provisions thereafter.

13. MODIFICATION OF AGREEMENT

The parties may amend this Agreement in writing by mutual consent. Changes, including any increase or decrease in the amount of compensation, shall only be effective upon proper approval and execution of a duly authorized written amendment to this Agreement.

14. REMEDY FOR AGREEMENT INTERPRETATION

Should a question arise as to the meaning and intent of this Agreement, the School District and California State PTA shall attempt to resolve the matter in good faith prior to pursuing any other legal remedy.

15. GOVERNING LAW

The formation, interpretation and performance of this Agreement shall be governed by the laws of the State of California.

16. SECTION HEADINGS

The section headings contained herein are for convenience in reference.

17. ENTIRE AGREEMENT

The entire agreement between the parties is included herein and no warranties expressed or implied, representations, promises, or statements have been made by either party unless endorsed herein in writing and no change or waiver of any provision hereof shall be valid unless made in writing and executed in the same manner as this Agreement.

18. COUNTERPARTS

This Agreement may be executed in several counterparts, all of which taken together shall constitute one single agreement between the parties. Facsimile signatures shall constitute original signatures.


19. SEVERABILITY

If any term or provision of this Agreement shall be found illegal or unenforceable, such term or provision shall be deemed stricken and the remaining elements of this Agreement shall remain in full force and effect.

IN WITNESS WHEREOF, the Parties hereto have respectively caused this Agreement to be executed by their duly authorized officers on the dates set forth below.

California State PTA

Fullerton School District



By: Dianna MacDonald

Title: President

Date: 6/4/18

By: Robert Pletka,

Title: Superintendent

Date: _____

APPENDIX A

School Smarts Description of Program Services

July 1, 2018 – June 30, 2019

PERFORMANCE BY CALIFORNIA STATE PTA

During the term of this agreement, California State PTA and its employees and agents agree to exert all reasonable efforts to perform and/or provide the following for each site participating as part of the “Full-Service” and “On-going” package:

- An initial consultation by a California PTA School Smarts team member with school and/or district leaders to assess current family engagement goals and activities.
- *A one-day facilitator training, sample lesson plans, facilitator handbook and additional web-based facilitator support and resources.
- A class set of 30 professionally developed and printed curriculum and materials available in multiple languages**; additional curriculum are available for purchase for larger class sizes.
- Pre- and post-academy surveys and data to measure program effectiveness, report of outcomes and demonstrate progress towards LCAP objectives.
- Direct guidance and support from designated regional coordinator and state-level School Smarts team members/PTA leaders to assist sites, including forming a site Steering Committee and planning the Academy and graduation.
- Access to online resources, training videos and best practices for a successful program implementation.
- Customizable printed materials shipped to the school site to encourage participation in the campus-wide engagement event and promote the Parent Academy. (New Site Only)
- A \$400 Parent Engagement Night (PEN) stipend for initial parent engagement event expenses. (New Sites Only)
- Art kit that contains all art materials necessary to complete lesson-plan activities for 30 participants.
- Certificates for graduates and guidance/best practices for post-academy engagement.
- School Smarts banner for participating school site and recognition as a California PTA School Smarts school. (New Sites Only)
- Access to School Smarts support center team for technical assistance.
- Access for steering committee members, facilitators and site participants to the School Smarts network and recognition as a California PTA School Smarts school.

California State PTA will collaborate with the School District to deliver the School Smarts program at 4 sites which include: Ladera Vista Junior HS, Fern Drive Elementary, Orangethorpe Elementary and Commonwealth Elementary at a total cost of \$21,800.

*Fully executed facilitator agreements, for designated School Smarts sites, must be in place prior to School Smarts program implementation. California State PTA reserves the right to postpone a School Smarts program until all contractual requirements and obligations have been completed.
NOTE: This does not apply to school districts that waive facilitator stipends as part of the contractual agreement as noted in this document.

**Currently available languages are English, Spanish, Chinese, Arabic, Tagalog and Vietnamese

*** If a non-PTA site charters a PTA within a year, \$1,000 will be refunded.

APPENDIX B

School Smarts Description of Program Participation

July 1, 2018 – June 30, 2019

To achieve optimal results in the delivery of the School Smarts parent engagement program, collaboration is necessary among the school district, school site(s), California State PTA, and the unit, council and district PTAs.

Each of the groups listed above share the common purposes of increasing parent and family involvement; promoting inclusiveness; equipping parents to engage in their own children's education and at their school in meaningful ways; and developing and supporting parent leaders.

To advance these shared purposes, all of the parties above agree to work together in providing the School Smarts parent engagement program. The program involves a seven-session Parent Academy based on a curriculum developed by PTA leaders, parents and educators and rooted in the National Standards for Family-School Partnerships; it also features interactive arts lessons to help participants learn and to help foster a sense of community. The program may also include a campus-wide parent engagement event as well as post-Academy activities to promote ongoing parent involvement at the school.

The School District and its participating school site(s) agree to exert all reasonable efforts to provide the following:

- Assemble a site steering committee that includes but is not limited to the principal (or principal's representative), a teacher, parent group representative, ELAC representative (where applicable) and representatives from various parent communities at the school. This committee will coordinate planning for the campus-wide parent engagement event and the seven-session Parent Academy.
- Through the committee and/or other means, actively publicize the parent engagement event (if held) and the Parent Academy to encourage participation by a wide range of parents and family members at the school;
- At the engagement event and at each of the seven Parent Academy sessions, coordinate, provide for and ensure that each of the following is provided**:
 - Light meals/snacks and beverages are provided for attendees;
 - Child care/babysitting;
 - Interpreter(s) and interpretation equipment as needed by the participants
 - Space on campus for event, academies and childcare

- Custodial service as needed
 - (Optional) Additional on-site school staff assigned to support logistics & planning
- Encourage participation in all pre- and post-academy evaluations or surveys that are conducted as part of the School Smarts program;
- Encourage recognition for graduates in the school and/or district newsletter, website and at a school board meeting; and

** NOTE: Based on research, the above items are critical best practices to the success of the School Smarts program. California State PTA is available to provide guidance to PTAs, schools and districts about how they can best support the local costs and utilize resources in their community. **The expenses for these activities are the sole responsibility of the School District, school site and/or local PTAs, and not the California State PTA.**

CONSENT ITEM

DATE: June 19, 2018

TO: Robert Pletka, Ed.D., District Superintendent

FROM: Emy Flores, Ed.D., Assistant Superintendent, Educational Services

PREPARED BY: Sung Chi, Coordinator, Assessment and Accountability

SUBJECT: **APPROVE THREE-YEAR LICENSING AGREEMENT BETWEEN FULLERTON SCHOOL DISTRICT AND ILLUMINATE EDUCATION, INC., FOR ILLUMINATE DATA AND ASSESSMENT SYSTEM FROM JULY 1, 2018 THROUGH JUNE 30, 2021**

Background: Illuminate Data and Assessment (DnA) is an online data and assessment management system that is designed to support teachers and administrators improve student performance. To help educators understand the individual needs of each student, teachers are able to quickly access assessment and demographic data, create and view reports, and create customized assessments using the item bank. Illuminate DnA can be used to gather, analyze, and track student performance for Response to Intervention (Rtl) universal screening as well as progress monitoring.

Rationale: Teachers and administrators in Fullerton School District have come to rely on valid data to drive decisions regarding instruction and measure student achievement. Illuminate DnA plays a key role in the success of Professional Learning Communities (PLCs) at sites as well as in the implementation of the Rtl process.

Funding: Yearly annual license fee for Illuminate DnA and the item bank is \$6.00 per student, per year. Student enrollment figures will be based on the most recent CBEDS report and will be provided to Illuminate Education, Inc., on an annual basis. The total yearly annual license fee is to be paid from the District Assessment budget (#508).

Recommendation: Approve three-year licensing agreement between Fullerton School District and Illuminate Education, Inc., for Illuminate Data and Assessment system from July 1, 2018 through June 30, 2021.

EF:SC:nm
Attachment

DnA Software Services Agreement

This DnA Software Services Agreement (“**Agreement**”) is entered into effective as of July 1, 2018 (“**Effective Date**”) by and between Illuminate Education, Inc., a California corporation (“**Illuminate**”), and Fullerton Elementary School District (“**District**”).

RECITALS

WHEREAS, District desires to implement a web-based software system for student data and assessment management;

WHEREAS, Illuminate has developed, owns and hosts online such a system known as the Illuminate Data and Assessment Management System (the “**System**”);

WHEREAS, Illuminate also has acquired from third parties the right to make available in conjunction with the System (i) a database of test questions known as (“**Item Bank**”);

WHEREAS, District desires to access and use the System and obtain the other services as provided herein.

NOW, THEREFORE, in consideration of the mutual representations, warranties and agreements contained herein, the parties hereto agree as follows:

AGREEMENT

1. **Term of Agreement.** Unless earlier terminated as provided herein, the initial term of this Agreement shall be from the Effective Date through June 30, 2021 (“**Term**”).

2. **System Services; Third Party Services.**

(a) **System Services.** Subject to the terms of this Agreement, during the Term, District and District Users (as defined below) may access and use the System for the benefit of District’s students, but only with respect to the schools identified on **Exhibit A** hereto. **Exhibit A** may be amended for future school years to include additional District schools. District is responsible for the actions of all District Users and other District employees and agents, for ensuring that only District Users are provided access to the System (including ensuring ID and password security), and that access of District Users is limited to that portion of the System and District Data (as defined below) as is reasonably necessary in order to fulfill the purposes of this Agreement. “***District Users***” means District employees, students and such students’ parents or guardians holding a valid ID and password to use the System issued by the District.

(b) **Third Party Services.** Illuminate has entered into agreements with third parties that permit it to authorize District Users to download from such third parties’ servers, or otherwise access, and use, through the System, (A) the Item Bank, subject, in certain instances, to execution of a standard end user license agreement with the third party provider. So long as Illuminate continues to have the right from the applicable third party to authorize District to use the Item Bank in connection with the System, it will enable the System to allow District Users to do so. In the event that Illuminate ceases to have such right, or the applicable third party dissolves or otherwise ceases to make such product available to Illuminate, Illuminate will work with District to identify an alternative product providing substantially similar functionality and on substantially similar terms, and make such product available to District. If Illuminate is unable to find or obtain the right to provide an

alternative product on such terms, District's sole remedy will be either (i) a reduction in the Annual Fee by the per student fee indicated in the table below in 3 (b), in the case of the unavailability of the Item Bank, or (ii) termination of this Agreement. Illuminate makes no representations or warranties regarding the functionality, quality or continuing availability of either the Item Bank (or any alternative product) and will have no liability with respect thereto.

3. Fees.

(a) Annual Fee. District agrees to pay to Illuminate an annual fee (the “*Annual Fee*”) for access and use of the System and applicable third party services each school year during the Term.

(b) Student Count. The parties agree that the number of students to be used in calculating the Annual Fee for each school year (the “*Student Count*”) shall be the number of students during the preceding school year based upon the official California state website for schools in the District that will be using or are authorized to use the System.

By way of example, the estimated Annual Fees for the Term assuming the following Student Count(s) would be as follows:

Year 1 Dates: 7/1/2018 - 6/30/2019

QTY	PRODUCT	DESCRIPTION	LIST	UNIT	TOTAL PRICE
13,363	DnA Licenses	Per Student Licenses - Illuminate Data and Assessment™	\$3.50	\$3.50	\$46,770.50
13,363	Grading Software	Assessment Scanning and Scoring	\$1.00	\$1.00	\$13,363.00
10,507	KDS Inspect (Legacy)	Access to Key Data Systems' KDS Inspect Item Bank and Pre-built Assessments.	\$1.50	\$1.50	\$15,760.50
				Total	\$75,894.00

Year 2 Dates: 7/1/2019 - 6/30/2020

QTY	PRODUCT	DESCRIPTION	LIST	UNIT	TOTAL PRICE
13,363	DnA Licenses	Per Student Licenses - Illuminate Data and Assessment™	\$3.50	\$3.50	\$46,770.50
13,363	Grading Software	Assessment Scanning and Scoring	\$1.00	\$1.00	\$13,363.00
10,507	KDS Inspect (Legacy)	Access to Key Data Systems' KDS Inspect Item Bank and Pre-built Assessments.	\$1.50	\$1.50	\$15,760.50
				Total	\$75,894.00

Year 3 Dates: 7/1/2020 - 6/30/2021

QTY	PRODUCT	DESCRIPTION	LIST	UNIT	TOTAL PRICE
13,363	DnA Licenses	Per Student Licenses - Illuminate Data and Assessment™	\$3.50	\$3.50	\$46,770.50
13,363	Grading Software	Assessment Scanning and Scoring	\$1.00	\$1.00	\$13,363.00
10,507	KDS Inspect (Legacy)	Access to Key Data Systems' KDS Inspect Item Bank and Pre-built Assessments.	\$1.50	\$1.50	\$15,760.50
				Total	\$75,894.00

(c) Additional Training and Services. Upon written request and authorization by District, Illuminate will conduct additional training and provide additional services to District. Training after initial training is exhausted will be at a rate equal the initial training rate for on-site training and \$500 per day for on-line training.

(d) Payment. The Annual Fee for each school year and fees for training and services shall be paid by District within 30 days of receipt of an invoice from Illuminate. Illuminate may submit an invoice for the Annual Fee in advance of each school year on or after the first day of such school year. Illuminate may submit an invoice for training and other services following the provision of such training or service.

(e) Failure to Make Payment. In the event District fails to pay the Annual Fee or other fees due hereunder when due it will constitute a material breach of this Agreement and, upon written notice from Illuminate, District agrees to immediately cease, and to cause District Users to immediately cease, using the System and Illuminate will have no further obligation to provide any maintenance or support to District or District Users.

(f) Taxes. The fees in this Section 3 do not include sales, use or similar taxes which may be applicable. District is solely responsible and liable for payment of all sales, use, excise, value added or similar taxes, duties or charges imposed by any federal, state or local government or jurisdiction with respect to any fees or other payments to be made by District to Illuminate under this Agreement, excluding taxes based on Illuminate's overall net income.

4. Ownership of System; Third Party Materials. Illuminate and its third party providers are and will remain the exclusive owners of all right, title and interest in and to the System and all derivative works, and in the materials licensed or provided by such third parties to Illuminate ("***Third Party Materials***"), including but not limited to copyrights, patent rights, and trade secrets and all other intellectual property rights as may exist now and/or hereafter come into existence, subject only to the rights of third parties in open source components. In addition, Illuminate shall own any and all other ideas, concepts, themes, technology, algorithms, programming codes, documentation or other intellectual property or copyrightable material conceived, developed, created, written or contributed by Illuminate pursuant to this Agreement ("***Specific Developments***"). District will have no rights in the System, any derivative works, the Specific Developments or Third Party Materials, except the right to access and use them as expressly set forth in this Agreement. District agrees not to (i) alter, merge, modify, adapt or translate the System or Third Party Materials, or decompile, reverse-engineer, disassemble, or otherwise reduce the System or Third Party Materials to a human-perceivable form, (ii) sell, rent, lease or license the System or Third Party Materials, (iii) create derivative works based upon the System or Third Party Materials or (iv) permit anyone other than District Users to use the System. District acknowledges that the System is confidential in nature and constitutes a trade secret of Illuminate and agrees to use reasonable efforts to prevent inadvertent disclosure of the System, or elements thereof, to any third party during the Term or thereafter.

5. Implementation, Data Conversion and Hosting. Illuminate agrees to provide the services associated with the implementation of the System and District Data conversion and hosting as follows:

(a) Hosting. The System and District Data will be hosted on Illuminate's servers.

6. System Maintenance and Support. Illuminate agrees to provide maintenance and support of the System to District. Such maintenance and support will include coverage in the form of bug fixes and other corrections to the System; telephone and e-mail support for questions regarding operations of the System; change the System as necessary to incorporate upgrades and new features; support to District in resolving problems/errors resulting from misuse or hardware/software failure; telephone or web conferences with District to address future growth or modifications to the System. Maintenance and support of the System is provided at no additional cost to District. Illuminate is not responsible for, nor will it have any liability resulting from, (a) modifications to or alterations of the System or databases by District or District Users, District employees or

agents, unless such modification or alteration is approved in writing by Illuminate, or (b) any failure of District equipment or software.

7. Responsibilities of District. District agrees to prepare and furnish to Illuminate upon request such information as is reasonably requested by Illuminate in order for Illuminate to perform its obligations under this Agreement.

8. District Data.

(a) Ownership and Control. District will retain ownership of, and the ability to control, all District information, including Pupil Records (as defined below), imported into the System (“*District Data*”).

Illuminate may, however, internally use District Data that has been de-identified, including aggregated de-identified information, in order to improve its educational products, to demonstrate the effectiveness of its products and in the development and improvement of educational sites, services or applications. Upon the termination of this Agreement, to the extent District Data resides on Illuminate servers, Illuminate agrees to assist in the transfer all District Data back to District in an industry standard open format such as SQL at no charge.

(b) Sharing of District Data. Illuminate will not share District Data with or disclose it to any third party, except (i) to District Users, (ii) as directed by District or District Users, (iii) to Illuminate’s subcontractors who need access to fulfill Illuminate’s obligations under this Agreement and who have agreed to maintain the confidentiality of such information or (iv) as required by applicable law. When Illuminate believes that any disclosure is required by applicable law, it will promptly notify District prior to the disclosure and give District a reasonable opportunity to object to the disclosure.

(c) Storage and Process. Illuminate will store and process District Data in accordance with commercially reasonable practices, including appropriate administrative, physical, and technical safeguards, to secure such data from unauthorized access, disclosure, alteration, and use.

(d) Social Security Numbers. District agrees that it will not collect or store as part of the District Data or otherwise any social security numbers.

9. Privacy and Security of Student Data.

(a) Definitions.

(i) “*Pupil-Generated Content*” means materials created by a pupil, excluding pupil responses to a standardized assessment where pupil possession and control would jeopardize the validity and reliability of that assessment.

(ii) “*Pupil Records*” means any information (i) directly related to a pupil that is maintained by District or (ii) acquired directly from the pupil through the use of instructional software or applications assigned to the pupil by a teacher or other District employee, but does not include de-identified information, including aggregated de-identified information, used by Illuminate to improve its educational products, to demonstrate the effectiveness of its products and in the development and improvement of educational sites, services or applications.

(b) Ownership and Control of Pupil Records. Pupil Records obtained by Illuminate from District will continue to be the property of and under the control of the District.

(c) Possession and Control of Pupil-Generated Content. Pupils may retain possession and control of their own Pupil-Generated Content, and may transfer their own Pupil-Generated Content to a personal account, by submitting a written request directly to the District.

(d) Use of Pupil Records. Illuminate will not use any information in a Pupil Record for any purpose other than those required or specifically permitted by this Agreement and specifically will not use personally identifiable information in a student's Pupil Records to engage in targeted advertising.

(e) Correction of Pupil Records. A parent, legal guardian, or student who has reached 18 years of age may review personally identifiable information in the student's Pupil Records and correct erroneous information contained therein by submitting a written request for access or a written description of the erroneous information and request for correction to District and furnishing District, upon request, such information as is reasonably required to respond to the request. District is responsible for correcting all such erroneous information and Illuminate agrees to fully cooperate with District to make such corrections.

(f) Security and Confidentiality. Illuminate will take all legally required actions to ensure the security and confidentiality of Pupil Records, including but not limited to the designation and training of responsible individuals. Illuminate will identify those employees and subcontractors who will have access to Pupil Records and ensure that such individuals receive instructions as to compliance with the security and confidentiality requirements of this Agreement with respect to Pupil Records. Illuminate warrants that all Pupil Records will be encrypted in transmission. Illuminate further warrants that it will deploy electronic security tools and technologies, including anti-virus protection and intrusion-detection methods in providing the services under Agreement.

(g) Notice of Unauthorized Disclosure. In the event of an unauthorized disclosure of Pupil Records, each party agrees to advise the other promptly upon discovery of such a disclosure and, if required by law, District will notify affected parents, legal guardians, or students who have reached 18 years of age, as applicable, in writing of such unauthorized disclosure.

(h) Certification of Non-Retention. Illuminate certifies that, in accordance with this Agreement, Pupil Records will not be retained or available to Illuminate upon completion of the terms of this Agreement. This certification may be enforced through any lawful means, including but not limited to civil action.

(i) FERPA and State Equivalent Compliance. District and Illuminate each represents and warrants that it and its agents, employees and subcontractors have and will continue to receive training so as to be familiar with the provisions of the Family Educational Rights and Privacy Act, 20 U.S.C. § 1232g, and equivalent state provisions, and each party agrees that it will comply with such provisions and take all reasonable measures necessary to protect Pupil Records from disclosure.

(j) Other Third Party Content. Nothing in this Section shall be construed to impose liability on Illuminate for content provided by any third party.

10. Illuminate Warranty.

(a) System Warranty. Illuminate warrants to District that the System as delivered, will materially comply with the published specifications of Illuminate for such System. Illuminate does not warrant that the operation of the System will be uninterrupted or error-free. IN PARTICULAR, FOR PURPOSES OF THE FOREGOING WARRANTY, ILLUMINATE AND DISTRICT ACKNOWLEDGE THAT THE SYSTEM IS NOT AND CANNOT BE MADE TO BE 100% ACCURATE, AND THAT ANY ERRORS OR FAILURE TO PERFORM SHALL NOT BE DEEMED A BREACH OF SUCH WARRANTY UNLESS THEY ARE SIGNIFICANT AND NOT TO BE EXPECTED IN LIGHT OF THE LIMITATIONS OF SYSTEMS OF THIS TYPE.

(b) Disclaimer of Warranties. EXCEPT FOR THE EXPRESS WARRANTY SET FORTH ABOVE, THE SYSTEM AND ALL ILLUMINATE SERVICES ARE PROVIDED “AS IS” AND ILLUMINATE HEREBY DISCLAIMS ALL WARRANTIES, WHETHER EXPRESS, IMPLIED, STATUTORY OR OTHER, AND ILLUMINATE SPECIFICALLY DISCLAIMS ALL IMPLIED WARRANTIES OF MERCHANTABILITY, FITNESS FOR A PARTICULAR PURPOSE, TITLE AND NON-INFRINGEMENT, AND ALL WARRANTIES ARISING FROM COURSE OF DEALING, USAGE OR TRADE PRACTICE. ALL THIRD-PARTY SERVICES ARE PROVIDED “AS IS” AND ANY REPRESENTATION OR WARRANTY OF OR CONCERNING ANY THIRD PARTY SERVICES IS STRICTLY BETWEEN DISTRICT AND THE THIRD-PARTY OWNER OR DISTRIBUTOR OF THE THIRD-PARTY SERVICES.

11. Indemnification.

(a) By Illuminate. Illuminate agrees to defend, indemnify and hold harmless District and its directors, officers, employees, and agents from and against all damages, costs (including reasonable attorneys’ fees), judgments and other expenses arising out of or on account of any third party claim: (i) alleging that District’s use of the System infringes or misappropriates the proprietary or intellectual property rights of any third party, except to the extent that such infringement results from District’s misuse of or modifications to the System; (ii) that results from the gross negligence or intentional misconduct of Illuminate or its employees or agents; or (iii) that results from any material breach of any of the representations, warranties or covenants contained herein by Illuminate.

(b) By District. To the extent permitted under applicable law, District agrees to defend, indemnify and hold harmless Illuminate and its directors, officers, employees, and agents from and against all damages, costs (including reasonable attorneys’ fees), judgments and other expenses arising out of or on account of any third party claim that results from (i) the gross negligence or intentional misconduct of District or its employees or agents or (ii) any material breach of any of the representations, warranties or covenants contained herein by District.

(c) Indemnification Procedure. The parties’ obligation to indemnify is subject to the conditions that the party with the obligation to indemnify (“**Indemnifying Party**”) is given prompt notice of any such claims and is given primary control of and all reasonably requested assistance (at the other party’s cost) for the defense of such claims (with counsel reasonably satisfactory to the party being indemnified (“**Indemnified Party**”), provided that the Indemnified Party shall under no circumstances be required to admit liability, and provided further that any delay in notification shall not relieve the Indemnifying Party of its obligations hereunder except to the extent that the delay materially impairs its ability to indemnify. Without limiting the foregoing, the Indemnified Party may participate in the defense at its own expense and with its own counsel; provided that if the Indemnified Party reasonably concludes that the Indemnifying Party has conflicting interests or different defenses available with respect to such claim, the reasonable fees and expenses of one counsel to

the Indemnified Party shall be borne by the Indemnifying Party. The Indemnifying Party shall not enter into or acquiesce to any settlement containing any admission of or stipulation to any guilt, fault, liability or wrongdoing on the part of the Indemnified Party or which would otherwise adversely affect the Indemnified Party without the Indemnified Party's prior written consent (which shall not be unreasonably withheld). The Indemnifying Party shall keep the Indemnified Party advised of the status of the claims and the defense thereof and shall consider in good faith the recommendations made by the Indemnified Party with respect thereto.

12. Insurance. Illuminate agrees to carry a comprehensive general and, if Illuminate has any company-owned or company-leased vehicles, automobile, liability (including cyber) insurance with limits of Two Million Dollars (\$2,000,000.00) per occurrence combined single limit for bodily injury and property damage in a form mutually acceptable to both parties to protect Illuminate and District against liability or claims of liability which may arise out of this Agreement. Illuminate agrees to maintain workers' compensation insurance as required under applicable law.

13. Termination.

(a) Termination by District. District may terminate this Agreement without cause prior to the expiration of the Term, effective upon the end of a District fiscal year, by giving Illuminate written notice of its intent to so terminate at least sixty (60) days prior to the end of such District fiscal year.

(b) Termination for Cause. Either party may terminate this Agreement prior to the expiration of the Term, effective immediately upon written notice to the other party, in the event of a material breach of this Agreement by the other party hereto, which breach remains uncured for more than thirty (30) days after written notice thereof. In addition, either party may terminate this Agreement upon ten (10) days written notice to the other party upon the occurrence of any one or more of the following: (i) the institution by or against the other party of insolvency, receivership, or bankruptcy proceedings or any other proceedings for the settlement of the other party's debts; (ii) the other party making an assignment for the benefit of creditors; or (iii) the other party's dissolution.

(c) Rights in Law and Equity Remain. The foregoing rights to terminate are in addition to, not in lieu of, all other rights and remedies which may be available to either party under this Agreement, at law and/or in equity.

(d) Survival. The obligations in the following Sections will survive any expiration or termination of this Agreement: Sections 4, 8, 9, 10, 11, 13 and 14 and any obligations to pay for license fees, services, training or taxes pursuant to Section 3 that were earned or payable relating to the period prior to termination.

14. Miscellaneous.

(a) Entire Agreement; Counterparts. This Agreement and the Exhibits hereto contain the entire agreement between the parties with respect to the transactions contemplated hereby and supersedes all prior negotiations, commitments, agreements and understandings between them with respect thereto. This Agreement may be executed in two or more counterparts, all of which when taken together shall be considered one and the same agreement and will become effective when counterparts have been signed by each party and delivered to the other party, it being understood that both parties need not sign the same counterpart. In the event that any signature is delivered by facsimile transmission, or by e-mail delivery of a ".pdf" data file, such signature will create a valid and binding obligation of the party executing (or on whose behalf such signature is executed) with the same force and effect as if such facsimile signature page were an original thereof.

(b) Notices. All notices, requests, demands and consents to be made hereunder to the parties hereto pursuant to this Agreement will be in writing and will be sufficiently given if personally delivered, sent by other means of electronic transmission (including electronic mail) or sent by mail, postage prepaid to the party at the following addresses or to such other address as either party may hereafter designate to the other in accordance herewith:

If to Illuminate:

Illuminate Education, Inc.
6531 Irvine Center Drive, Suite 100
Irvine, California 92618
Attention: Contracts Administrator
E-mail: Contracts@IlluminateEd.com

If to District:

Fullerton Elementary School District
1401 West Valencia Dr.
Fullerton, California 92833
Attention: Sung Chi
E-mail: sung_chi@myfsd.org

(c) Assignment; Successors and Assigns. Neither party may assign this Agreement or its obligations hereunder without the prior written consent of the other party hereto, except that either party may assign this Agreement in connection with a sale of all or substantially all its outstanding equity or assets without the consent of the other party hereto. Subject to the foregoing, this Agreement will be binding upon, and inure to the benefit of, each of the parties hereto and, except as otherwise expressly provided herein, their respective legal representatives, successors and assigns.

(d) Amendments, Waivers and Severability. Except as otherwise provided herein, this Agreement may be amended, and compliance with any provision of this Agreement may be omitted or waived, only by written agreement duly signed by Illuminate and District. Any provision of this Agreement that is prohibited or unenforceable in any jurisdiction will not invalidate or render unenforceable the remaining provisions of this Agreement.

(e) Governing Law. This Agreement will be governed by, and construed and enforced in accordance with, the substantive laws of the State of California, without regard to its principles of conflicts of laws.

(f) Relationship of the Parties. Nothing contained in this Agreement will be construed as creating any agency, partnership, or other form of joint enterprise between the parties. The relationship between the parties will at all times be that of independent contractors. Neither party will have authority to contract for or bind the other in any manner whatsoever. This Agreement confers no rights upon either party except those expressly granted herein.

(g) Interpretation. This Agreement will be construed without regard to any presumption or rule requiring construction or interpretation against the party drafting an instrument or causing any instrument to be drafted. The headings in this Agreement are for reference only and will not affect the interpretation of this Agreement.

(h) No Third-Party Beneficiaries. Except for the indemnification rights of certain directors, officers, employees and agents expressly set forth in Section 11, this Agreement is for the sole benefit of the parties hereto and their respective successors and permitted assigns and nothing herein, express or implied, is intended to or will confer upon any other person or entity any legal or equitable right, benefit or remedy of any nature whatsoever under or by reason of this Agreement.

(i) Improper Payments. Illuminate represents and warrants that it has not directly or indirectly offered or given, and will not directly or indirectly offer or give, to any employee, agent or representative of District any cash or noncash gratuity or payment with a view toward securing any business from District or influencing such person with respect to the conditions, or performance of any contracts with or orders from District, including without limitation this Agreement.

(j) EXCLUSION OF DAMAGES. IN NO EVENT WILL EITHER DISTRICT OR ILLUMINATE BE LIABLE UNDER OR IN CONNECTION WITH THIS AGREEMENT OR ITS SUBJECT MATTER UNDER ANY LEGAL OR EQUITABLE THEORY, INCLUDING BREACH OF CONTRACT, TORT (INCLUDING NEGLIGENCE), STRICT LIABILITY AND OTHERWISE, FOR ANY: (a) IMPAIRMENT, INABILITY TO USE OR LOSS, INTERRUPTION, OR DELAY OF THE SYSTEM, (b) LOSS, DAMAGE OR CORRUPTION OF DATA OR (c) CONSEQUENTIAL, INCIDENTAL, INDIRECT, EXEMPLARY, SPECIAL, ENHANCED OR PUNITIVE DAMAGES, REGARDLESS OF WHETHER SUCH PERSONS WERE ADVISED OF THE POSSIBILITY OF SUCH LOSSES OR DAMAGES OR SUCH LOSSES OR DAMAGES WERE OTHERWISE FORESEEABLE, AND NOTWITHSTANDING THE FAILURE OF ANY AGREED OR OTHER REMEDY OF ITS ESSENTIAL PURPOSE.

(k) CAP ON MONETARY LIABILITY. IN NO EVENT WILL THE AGGREGATE LIABILITY OF EITHER PARTY UNDER OR IN CONNECTION WITH THIS AGREEMENT OR ITS SUBJECT MATTER, UNDER ANY LEGAL OR EQUITABLE THEORY, INCLUDING BREACH OF CONTRACT, TORT (INCLUDING NEGLIGENCE), STRICT LIABILITY AND OTHERWISE, EXCEED THE ANNUAL FEE FOR ONE YEAR SET FORTH IN SECTION 3. THE FOREGOING LIMITATION APPLIES NOTWITHSTANDING THE FAILURE OF ANY AGREED OR OTHER REMEDY OF ITS ESSENTIAL PURPOSE.

(l) Force Majeure. In no event will either party be liable or responsible to the other party, or be deemed to have defaulted under or breached this Agreement, for any failure or delay in fulfilling or performing any term of this Agreement (except for any payment obligation), when and to the extent such failure or delay is caused by any circumstance beyond such party's reasonable control (a "*Force Majeure Event*"), including acts of God, flood, fire, earthquake or explosion, war, terrorism, invasion, riot or other civil unrest, embargoes or blockades in effect on or after the date of this Agreement, national or regional emergency, strikes, labor stoppages or slowdowns or other industrial disturbances, passage of law or any action taken by a governmental or public authority, or national or regional shortage of adequate power or telecommunications. Performance times will be considered extended for a period of time equivalent to time lost because of any such delay by providing prompt written notice of such expected delay to the other party.

(m) Due Authority of Signatories. Each individual signing this Agreement on behalf of a party represents and warrants that he or she has been duly authorized by appropriate action of such party to execute, and thereby bind such party to, this Agreement.

IN WITNESS WHEREOF, the parties have entered into this Agreement as of the Effective Date.

Fullerton Elementary School District

ILLUMINATE EDUCATION, INC.

Date

May 29, 2018
Date

Signature



Scott Hickson, CFO

Print

Title

EXHIBIT A
LOCATIONS

Acacia Elementary
Beechwood Elementary
Commonwealth Elementary
D. Russell Parks Junior High
Fern Drive Elementary
Golden Hill Elementary
Hermosa Drive Elementary
Ladera Vista Junior High School of the Arts
Laguna Road Elementary
Maple Elementary
Nicolas Junior High
Nonpublic, Nonsectarian Schools
Orangethorpe Elementary
Pacific Drive Elementary
Raymond Elementary
Richman Elementary
Robert C. Fislser Elementary
Rolling Hills Elementary
Sunset Lane Elementary
Valencia Park Elementary
Woodcrest Elementary

CONSENT ITEM

DATE: June 19, 2018

TO: Robert Pletka, Ed.D., District Superintendent

FROM: Emy Flores, Ed.D., Assistant Superintendent, Educational Services

PREPARED BY: Sung Chi, Coordinator, Educational Services

SUBJECT: **APPROVE AGREEMENT BETWEEN FULLERTON SCHOOL DISTRICT AND WESTED TO PROVIDE EVALUATION OF EDUCATIONAL PROGRAMS RELATED TO STUDENT ACHIEVEMENT AND ENGAGEMENT FOR THE 2018/2019 SCHOOL YEAR**

Background: The evaluation of educational programs and its effectiveness on student achievement and engagement is essential for a District to make informed decisions. WestEd supports Districts in research design, data analysis, and data interpretation projects to evaluate various District and school programs.

Rationale: Independent research will provide data on an educational program's impact on student engagement and achievement. It can also identify a program's areas of strength and weakness.

Funding: Cost not to exceed \$4,375 and is to be paid from the District Assessment budget (#508).

Recommendation: Approve Agreement between Fullerton School District and WestEd to provide an evaluation of educational programs related to student achievement and engagement for the 2018/2019 school year.

EF:SC:nm
Attachment



excellence in research, development, and service

Contract Number: C-00015744

CONTRACT

This Contract is entered into between WestEd and the Funder named in Section A. below

SECTION A: CONTACTS

<u>FUNDER</u>	<u>WestEd</u>	<u>WestEd Contracts:</u>	<u>WestEd Billing:</u>
Fullerton School District Sung Chi Coordinator, Educational Services 1401 W. Valencia Drive Fullerton, CA 92833 P: (714) 447-7400 sung_chi@myfsd.org	WestEd Technical: Tran Keys Senior Researcher P: 949.439.8726 tkeys@wested.org	Contracts Management Department 730 Harrison Street San Francisco, CA 94107 P: 415.615.3136 contracts@wested.org	Tulin Wu A/R Manager 4665 Lampson Avenue Los Alamitos, CA 90720 P: 562.799.5188 twu@wested.org

SECTION B: WORK OR SERVICES

1. Contract Term

Start Date: 07/01/2018 End Date: 06/30/2019

2. Work or Services to be completed by WestEd (brief description):

Please see attached Exhibit 1, Scope of Work.

3. Maximum Fees and expenses: **\$4,375.00**

4. Attachments

The parties agree to comply with the terms and conditions of the following attachments which are by this reference made a part of this Contract.

See Attached:

<input checked="" type="checkbox"/>	WestEd Terms and Conditions
<input checked="" type="checkbox"/>	Scope of Work, Exhibit 1.
<input type="checkbox"/>	Budget Detail
<input type="checkbox"/>	Additional Attachments:

SECTION C: PAYMENT

Payment Schedule:

This is a fixed price contract. 50% shall be due upon execution of contract. 50% shall be due upon completion of services.

Checks Made Payable to:

WestEd
Attn: WestEd Operating Account
P.O. Box 399001
San Francisco, CA 94139-9001

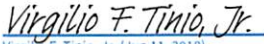
Electronic Fund Transfers (EFT):

Wells Fargo Bank
ABA Number 121000248
Account Number: 4029113164

All payments must include a reference to Contract Number: C-00015744

SECTION D: AUTHORIZED SIGNATORIES

IN WITNESS WHEREOF, this Contract has been executed by the parties hereto.

<u>WestEd</u>	<u>Fullerton School District ("Funder")</u>
Agreed and accepted:  <small>Virgilio F. Tinio, Jr. (Jun 11, 2018)</small>	Agreed and accepted:
_____ Authorized Signature	_____ Authorized Signature
Name: Virgilio F. Tinio, Jr.	Name:
Title: Contracts Manager	Title:
Date: Jun 11, 2018	Date:

1.0 Key Personnel: At all times during the term of this Contract, WestEd's performance shall be under the personal supervision and direction of the WestEd Technical Contact provided in Section A of the Contract cover page.

2.0 Independent WestEd Status and Responsibilities: In performing its services, WestEd shall be an independent contractor with authority and responsibility to control and direct the performance of the services required under this Contract, subject to Funder's general right to inspect work in progress to determine whether the services are being performed in accordance with this Contract. All persons hired and/or contracted by WestEd shall be WestEd's employees and/or subcontractors. WestEd shall be responsible for the accuracy, completeness, and adequacy of all services performed by WestEd's employees and/or subcontractors and shall ensure that all applicable Federal, State and County licensing and operating requirements and all applicable accreditation and other standards of quality generally accepted in the field of WestEd's activities are complied with and satisfactorily met. WestEd voluntarily and knowingly assumes the entire liability (if any such liability is determined to exist) to its employees and/or subcontractors or to other persons for all loss, damage, or injury caused by WestEd's employees and/or subcontractors in the course of their employment and/or contract. WestEd shall be responsible for payment of applicable income, social security, and other Federal, State or County taxes and fees, and all statutory benefits including, without limitation, Workers' Compensation, Unemployment Insurance and Temporary Disability Insurance

3.0 Non-Discrimination in Employment: No person shall on the ground of race, religion, citizenship, color, disabilities, national origin, sex, age, political affiliation, service in the uniformed services, genetic information or genetic characteristics, ancestry, marital status, sexual orientation, gender identity, pregnancy, physical or mental disability, medical condition or beliefs be excluded from participation in, be denied the benefits of, or be subjected to discrimination under any program or activity funded or otherwise financially assisted, in whole or in part with funds made available hereunder.

4.0 Termination: It is mutually agreed that either party may terminate this Contract by giving thirty (30) calendar days advance, written notice. Should Funder choose to exercise this termination clause, WestEd shall be paid for all work completed up to and including the date of termination and any non-cancelable obligations. WestEd agrees to submit all final invoices with respect to this Section 4.0 within ninety (90) days of termination of this Contract. See Section 11.0 for specifics regarding notice.

5.0 Intellectual Property Ownership: WestEd is the sole and exclusive owner of any newly created work developed by WestEd under this Contract. WestEd hereby grants to Funder a nonexclusive, non-transferable, royalty-free license to use the newly created work for non commercial purposes.

All pre-existing WestEd data and materials provided to Funder by WestEd to assist in the performance of this Contract shall remain WestEd's property. Upon expiration or termination of the Contract for any reason, Funder shall request instructions from WestEd regarding whether Funder should: (i) Erase or destroy any WestEd data and/or materials maintained by Funder; or (ii) Return the data and/or materials to WestEd. This provision shall survive termination of this Contract.

6.0 Indemnification: Funder agrees to indemnify and hold harmless WestEd, its officers, employees and agents from all claims, liabilities and losses by whomever asserted arising out of acts or omissions by Funder, its officers, employees and agents in the performance of this Contract, except those arising by reason of the sole negligence of WestEd, its officers, employees and agents. This provision shall survive termination of this Contract.

7.0 No Alteration of Contract: No alteration, addendum, modification, or waiver of the terms of this Contract shall be valid unless made in writing and signed by both parties, and no oral understanding or agreement not incorporated herein shall be binding on either of the parties. No inline delineation or alteration shall be accepted or bind WestEd.

8.0 Authority to Sign: Both parties executing this Contract acknowledge and warrant that they possess the authority to enter into this Contract on behalf of their respective companies.

9.0 Conflict of Interest: Funder and WestEd agree that, to the best of each party's knowledge and belief, there are no relevant facts or circumstances which could give rise to an organizational conflict of interest, as defined as, activities or relationships with other persons, organizations or any other third party which would cause either party to be unable or potentially unable to render impartial assistance or advice to the other party or the other party's objectivity in performing the work might be otherwise impaired, or resulting in an unfair competitive advantage, or that Funder or WestEd has disclosed all such relevant information to the other party. Funder and WestEd agree that if an actual or potential organizational conflict of interest is discovered after this Contract is executed, each party will make a full disclosure in writing to the

other party. This disclosure shall include a description of actions which the party has taken or proposes to take, after consultation with other party, to avoid, mitigate, or neutralize the actual or potential conflict. WestEd or Funder may terminate for convenience this Contract, in whole or in part, if it deems such termination necessary to avoid an organizational conflict of interest. If Funder or WestEd was aware of a potential organizational conflict of interest prior to the execution of this Contract or discovered an actual or potential conflict after award and did not disclose or misrepresented relevant information to the other party, the Contract may be terminated for default, or the parties may pursue such other remedies as may be permitted by law or this Contract.

10.0 Confidential Information: "Confidential Information" shall mean with respect to a party hereto (the "Disclosing Party"), collectively, all technical, financial and business information of any kind whatsoever, including, where appropriate and without limitation, all data, specifications, research projections, processes, techniques, technology, ideas, know-how, improvements, inventions (whether or not patentable or copyrightable), trade secrets, formulae, information concerning research or development by or for the Disclosing Party, information which is or has been generated or received in confidence by or for the Disclosing Party by or from any person, and any other information as well as any and all tangible and intangible embodiments thereof of any kind whatsoever; in each case disclosed by the Disclosing Party to the other party hereto (the "Receiving Party"), or obtained by the Receiving Party through observation or examination of the foregoing, regardless of whether such information or embodiment has been marked as confidential. Confidential Information shall include disclosures in any form, whether in writing, in an electronic format (including without limitation emails, tapes, diskettes, compact disks, or other similar media), and orally (in the case of oral disclosures, only if such disclosure is identified as confidential prior to disclosure). Each party agrees: (a) to hold the other party's Confidential Information in strict confidence in accordance with this Section 10.0; (b) to exercise at least the same care in protecting the other Party's Confidential Information from disclosure as the party uses with regard to its own Confidential Information; (c) to restrict dissemination of Confidential Information within its organization to employees/personnel having a need to know in connection with the stated or defined purpose herein; (d) not to disclose such Confidential Information to third parties without the prior, written consent of the disclosing party; and (e) not to use any Confidential Information for any purpose except for the stated or defined purpose herein without the prior written consent of the disclosing party.

11.0 Notices: Any notice or other communication shall be in writing, and will be considered to have been given if delivered by hand or sent by certified United States mail, return receipt requested, or by commercial courier service to the other party at the address stated above or to such other address as may be specified by either party in a notice to the other. Notice is effective upon receipt.

12.0 Force Majeure: WestEd will not be liable for any failure to perform as required by this Contract, if the failure to perform is caused by circumstances reasonably beyond WestEd's control, such as labor disturbances or labor disputes of any kind, accidents, failure of governmental approval required for full performance, civil disorders or commotions, acts of aggression, acts of God, energy or other conservation measures, explosions, failure of utilities, mechanical breakdowns, material shortages, disease, theft, or other such occurrences.

13.0 Governing Law: This Contract shall be governed by the internal substantive laws, but not the choice of law rules, of the State of California.

14.0 Entire Agreement: This Contract, together with Exhibits hereto, is the entire agreement of the parties and supersedes any prior agreements between them, whether written or oral, with respect to the subject matter hereof.

15.0 Severability: If any provision of this Contract is found by a court to be void, invalid or unenforceable, this Contract will either be reformed to comply with applicable law or the provision in question will be stricken so as not to affect the validity or enforceability of the remainder of this Contract.

16.0 Counterparts: This Contract may be executed in two or more counterparts, each of which together shall be deemed an original, but all of which together shall constitute one and the same instrument. In the event that any signature is delivered by facsimile transmission or by e-mail delivery of a ".pdf" format data file, such signature shall create a valid and binding obligation of the party executing (or on whose behalf such signature is executed) with the same force and effect as if such facsimile or ".pdf" signature page were an original thereof.

17.0 Order of Precedence: In the event of a discrepancy between these terms and conditions and any additional exhibits or attachments, the language of these terms and conditions will prevail.



excellence in research, development, and service

Scope of Work

PURPOSE

WestEd partners with states, educational support agencies, districts, and schools across the country providing customized, comprehensive, research-based solutions that meet the unique needs of our partners, focused on continuous improvement and performance. This Scope of Work represents work to be performed between July 1, 2018 - June 30, 2019.

Services and Deliverables

Technical Assistance with Data Analysis Projects for Fullerton School District (FSD)

Objectives

- Support FSD in various research design, data analysis, and data interpretation projects throughout the 2018-19 academic year

Deliverables

- Consultation, coaching, and technical assistance in research design and data analysis on a requested basis
- Work with district leaders to develop and perform data analysis projects based on district-selected areas of interest
- Support district leaders with presentation materials and reporting involving data analysis projects

Project Team

WestEd's project team will be supervised by Tran Keys, a Senior Research Manager within the Comprehensive School Assistance Program. Consultation, coaching, technical assistance, and support will be provided by Ryan Lewis, a Research Associate within the Comprehensive School Assistance Program. Support may also include other subject/content expertise as needed to meet project requirements.

Sensitive Data Handling

To maintain student privacy while using potentially sensitive data, all data will be delivered electronically via password-protected files. Once received, all data files will be stored in WestEd's secure cloud storage.

Project Cost

WestEd proposes providing 5 days of support from July 1, 2018 - June 30, 2019 for a fixed price contract of \$4,375 including consulting services, materials, and any necessary travel.

WestEd

Tran Keys, Ph.D.
Senior Research Manager
949-439-8726
tkeys@wested.org

Ryan Lewis
Research Associate
714-864-4578
rlewis2@wested.org

WestEd Contract Information

Virgilio F. Tinio, Jr.
Contracts Manager
415.615.3294
Contracts@wested.org

Fullerton School District

Sung Chi
Coordinator, Educational Services
714-447-7460
sung_chi@myfsd.org

CONSENT ITEM

DATE: June 19, 2018

TO: Robert Pletka, Ed.D., District Superintendent

FROM: Emy Flores, Ed.D., Assistant Superintendent, Educational Services

PREPARED BY: Robin Gilligan, Director, Student Support Services

SUBJECT: **APPROVE MEMORANDUM OF UNDERSTANDING BETWEEN FULLERTON SCHOOL DISTRICT AND ORANGE COUNTY SUPERINTENDENT OF SCHOOLS, ORANGE COUNTY DEPARTMENT OF EDUCATION FOR SPECIAL EDUCATION PROGRAMS AND PROCEDURES FOR THE 2018/2019 SCHOOL YEAR**

Background: The Orange County Department of Education (OCDE) within this Memorandum of Understanding (MOU) outlines the parameters within which the school districts in the County may utilize the County special education programs and services to individuals with exceptional needs requiring intensive educational services, such as profoundly delayed students, behaviorally challenged students, and hard of hearing students. The County provides programs to school districts when the District does not have an appropriate placement for the child. This MOU is effective for the period beginning July 1, 2018 and ending June 30, 2019. Program placements are jointly approved by the school district and the Orange County Department of Education. An explanation of the funding for placement and services is within the context of this MOU as well as the scope of the program. Transportation of students is addressed in the context of the MOU. In addition, the Excess Cost actual credit/refund is included in the document.

Rationale: School districts on occasion do not have programs to serve students who require intensive educational services. Programs for the profoundly delayed or profoundly behaviorally challenged students may be recommended for placement in a County program. A number of years ago, a regional program for the hearing impaired was terminated as a regional program based upon the District not desiring to be the regional program. As a result, OCDE then took over the oral program for hearing impaired students at the elementary and Jr. High school level.

Funding: Funding for this program is provided through an Excess Cost determined by OCDE billed to districts monthly using the Special Education Restricted General Fund.

Recommendation: Approve Memorandum of Understanding between Fullerton School District and Orange County Superintendent of Schools, Orange County Department of Education for Special Education programs and procedures for the 2018/2019 school year.

EF:RG:vm
Attachment

Memorandum of Understanding Between
The Orange County Superintendent of Schools
And
"Fullerton School District"
2018-2019

The Orange County Superintendent of Schools, which operates the Division of Special Education Services within the Orange County Department of Education, hereinafter referred to as "OCDE" and the "Fullerton School District," herein referred to as "District," and collectively referred to herein as the "Parties," mutually agree as follows (Agreement):

1. Basis of Agreement

Pursuant to the authority established in Education Code Sections 56195, 56195.1, 56195.3 and 56195.5, OCDE may provide for the education of individual pupils in special education programs who reside in other districts or counties. The OCDE Division of Special Education Services operates the OCDE Special Schools Program to provide special education programs and services to individuals with exceptional needs requiring intensive educational services, including a regional deaf and hard of hearing program.

2. Term of Agreement

This Agreement is effective for the period beginning July 1, 2018, and ending June 30, 2019.

3. Acknowledgment of Special Education Funding Formula

It is acknowledged that, in accordance with Part 30 of the Education Code, Chapter 7.2, Section 56836 et seq., the California State funding formula for special education programs, services and administration generates an entitlement based on the average daily attendance of pupils in the local education agencies that comprise a Special Education Local Plan Area (SELPA). It is further acknowledged that the SELPA base year calculations for special education funding under Assembly Bill 602 (AB 602) include a dollar amount that is transferred back to the SELPA of residence for pupils served in special education programs prior to implementation of AB 602. The Parties acknowledge that both the distribution of these special education funds and the District's fiscal responsibility for students served outside the SELPA of residence are determined by the Local Plan of the SELPA of residence.

4. Scope of Program and Referral Process to OCDE

OCDE shall conduct special education programs and services for those eligible pupils of the District referred by their Individualized Education Program (IEP) Teams when it is jointly determined by the District and OCDE that the pupil's educational needs as specified in the pupil's IEP can be appropriately met by the programs and services operated by OCDE. Prior to offering placement in any OCDE Special Schools Program, the District shall contact the appropriate OCDE Special Schools Principal to discuss a possible referral and the appropriateness of the OCDE Special Schools Program placement. If the referral seems appropriate, the District shall obtain from the parent authorization to release information to OCDE and submit an OCDE referral packet to the appropriate OCDE Special Schools Principal

as well as schedule a visitation with the parent. OCDE referral packets are available on-line at <http://www.ocde.us/sped/Pages/default.aspx>.

Upon review of the referral packet and site visit by parent, the OCDE Special Schools Principal and District representative will coordinate an IEP team meeting for purposes of discussing possible placement in an OCDE Special Schools Program. OCDE shall maintain and provide special education programs for District pupils during the 2018-2019 school year within the administrative parameters established by the Special Education Fiscal Advisory Committee. Class size ranges and student-adult ratios shall be maintained in a manner which allows OCDE to meet the programmatic, health and safety needs of the pupils.

5. Responsibility of School District of Residence

The District and OCDE acknowledge that the District, as the pupil's district of residence, maintains primary responsibility as the local education agency (LEA) to ensure the pupil receives a free appropriate public education. In the event a pupil participating in an OCDE Special Schools Program moves out of the District, the District shall immediately provide OCDE written notice of the pupil's change in residence, including the new school district of residence, if known. Similarly, OCDE shall immediately notify District in the event a parent reports a change in residence, including the new school district of residence, if known.

6. Annual and Triennial Reviews

The District shall be notified of annual reviews scheduled for its pupils participating in an OCDE Special Schools Program and may provide a representative who will participate in the development of the annual IEP. For initial placement, triennial review, recommendation for

home instruction, or a change in eligibility or services specified on the current IEP, a District representative who is authorized to approve or disapprove the allocation of specified District resources necessary for the implementation of the pupil's IEP shall attend the IEP team meeting. For pupils enrolled in an OCDE Special Schools Program who are participating in a general education program on the school site in the school district where the OCDE Special Schools Program is located ("Host District") OCDE will work with the Host District to provide a general education teacher at IEP team meetings. In the event the Host District is unable to provide a general education teacher for the IEP team meeting, the District agrees to provide a general education teacher unless otherwise waived in writing by the pupil's parent in accordance with the Individuals with Disabilities Education Act (IDEA) and State law. For all other pupils enrolled in an OCDE Special Schools Program, the District agrees to provide a general education teacher at IEP team meetings unless otherwise waived in writing by pupil's parent in accordance with the IDEA and State law. Subject to approval by the pupil's parents, the general education teacher and/or other IEP team participants may use alternative means of meeting participation, such as video conferences and conference calls.

Progress reports relating to goals and objectives in a pupil's IEP shall be sent by OCDE to parents per the pupil's IEP schedule for progress reporting and to the Director of Special Education of the District upon request. When requested by District or parent, an updated report shall be provided if there is no current progress report whenever a pupil is scheduled for an IEP review or when pupil's enrollment in OCDE is terminated.

7. Integration/Mainstreaming Opportunities

The Host District where OCDE Special Schools Programs operate often provide opportunities for pupils enrolled in an OCDE Special Schools Program to integrate with non-disabled typical peers during the school day. These opportunities are typically in non-core curriculum areas such as physical education, art, music, assemblies, recess and lunch. Some pupils enrolled in an OCDE Special Schools Program will participate in core curriculum activities for a portion of the school day in a program operated by the Host District, however, such pupils are supervised by OCDE staff at all times during such activities. In the event a pupil enrolled in an OCDE Special Schools Program is participating in core curriculum activities in a program operated by the Host District for more than 50% of the school day, the Host District will be reimbursed for any costs incurred resulting from such pupil's participation, upon OCDE's receipt of appropriate documentation of such costs.

8. Assessments/Independent Educational Evaluations

OCDE and District shall coordinate and collaborate in conducting assessments for pupils participating in an OCDE Special Schools Program. In the event OCDE staff is not available to conduct a requested assessment, OCDE shall notify the District and/or District's SELPA to assist in conducting such assessment(s). In the event a referral is made by a pupil's IEP team or a pupil's parent/guardian for an educationally related mental health services (ERMHS) assessment, OCDE shall immediately notify the District, and the District shall determine how to proceed with the requested ERMHS assessment.

In the event a request is made for an independent educational evaluation (IEE), OCDE shall immediately forward such request to the District and the District, in collaboration with

OCDE, shall determine how to respond to the request for an IEE. If the District receives a request for assessment or IEE for a student referred to or enrolled in an OCDE Special Schools Program, the District shall immediately notify OCDE of the request and collaborate with OCDE as to how to respond. OCDE and/or the District may also schedule an IEP team meeting to further discuss the requested IEE or assessment.

9. Pupil Count

A count shall be taken of the number of pupils enrolled in OCDE's Special Schools Program as of the first day of each calendar month, July 1, 2018 through June 1, 2019. A pupil shall be counted as "enrolled" in an OCDE Special Schools Program on the first day of attendance in the program or fourteen (14) days after the IEP team has met and an approved IEP has been executed for the pupil's educational placement in an OCDE Special Schools Program, whichever occurs sooner. Pupils continuing in an OCDE Special Schools Program from the previous school year shall be counted as "enrolled" on the first school day in September unless written notification of withdrawal is received from either the parent or district of residence. If a continuing pupil has not attended school by the eleventh (11th) day of the first school month, OCDE shall notify the district of residence and a determination shall be made regarding continuing enrollment. In the event either OCDE or District are informed that a pupil has been withdrawn by the parent from an OCDE Special Schools Program, each agency shall immediately notify the other of such withdrawal. Any pupil withdrawn by the parent from an OCDE Special Schools Program is no longer counted as "enrolled" or considered a continuing pupil for the following school year.

10. Definitions

a. "Special Education Fiscal Advisory Committee" shall be a committee comprised of the Orange County Special Education Local Plan Area Directors, Chief Business Officials representing each SELPA and OCDE representatives including the Chief of Special Education Services Division, Director of Special Schools and Programs, Business Administrator, and the Assistant Superintendent of Business Services, or designee.

b. "Regional Special Education Programs" are the special education classes and support services operated by OCDE for severely disabled and medically fragile pupils, pupils with low incidence disabilities, pupils with autism spectrum disorders, pupils with emotional disturbances and other eligible pupils.

c. "Regional Deaf/Hard of Hearing (D/HH) Program" shall include classes and services operated by OCDE for Deaf and Hard of Hearing pupils who are learning through total communication, utilizing sign language, note-takers, oral speech and residual hearing.

d. "Regional Oral Deaf Program" shall include classes and services operated by OCDE for Deaf and Hard of Hearing pupils who are learning through oral and written communication using oral speech, speech reading, residual hearing, auditory devices and cochlear implants.

e. "Special Education Program Income" shall be defined as the sum of all State and Federal funds generated by or on behalf of pupils transferred to regional programs operated by OCDE Special School Programs under this Agreement. For the purposes of this Agreement:

f. "Special Education Program Expenditures" shall include Direct Costs, Direct Support Costs and Indirect Cost of OCDE Special Schools Programs.

g. "Average Cost Per Pupil" shall refer to the Special Education Program Expenditures attributable to the program divided by the average number of pupils enrolled during the year.

h. "Average Number of Pupils" shall refer to the total of the number of pupils counted on the first school day of each calendar month divided by the number of calendar months in the period specified.

11. Funding

In consideration of the enrollment of pupils in special education programs conducted by OCDE, the SELPA and/or the school district transferring pupils to the regional programs operated by OCDE agree to pay the average cost per pupil based on expenditure categories and ratios reviewed by the Special Education Fiscal Advisory Committee and shall provide for program funding as follows:

a. The District shall be responsible for the Average Cost per Pupil in an OCDE Special Schools Program, including the Regional Deaf/Hard of Hearing Program, multiplied by the average number of pupils enrolled, minus Special Education Program income received by OCDE for the purpose of educating said pupils including, but not limited to Revenue Limit, AB 602 funds, and Federal I.D.E.A. Local Assistance Grant funds. The District shall be responsible for the Average Cost Per Pupil in the Regional Oral Deaf Program multiplied by the average number of pupils enrolled, minus Special Education Program income received by OCDE for the purpose of educating said pupils including, but not limited to Revenue Limit, AB 602 funds, and Federal I.D.E.A. Local Assistance Grant funds.

b. Special Circumstance Assistant (SCA). The District, as specified in its SELPA's Local Plan, shall be responsible for the full cost of additional personnel required for the benefit of and specified in the IEP for individual pupils who are residents of the District.

c. The following documents shall be used as a basis for all figures reported:

- (1) Various Program Cost Reports
- (2) State Form 01
- (3) In-House Accounting Reports

d. OCDE Special Schools Program income and expenditures shall be listed in accordance with The California School Accounting Manual Standardized Account Code Structure for Special Education as of April 19, 1999, with a summary page as shown in Appendix A, incorporated herein.

e. Indirect cost for Special Education Programs operated by OCDE shall be at the State approved rate not to exceed 7.5% of total Program expenditures.

f. OCDE shall bill the District on a monthly basis and forward invoices to the District's accounting department.

12. Related Services/Designated Instructional Services (DIS)/Supplementary Aids

OCDE provides the following related services as part of its Special Schools Programs: Speech-Language Pathology Services, Adapted Physical Education, Physical Therapy, Occupational Therapy, Health and Nursing, Specialized Physical Health Care, Vocational Counseling, Adult Transition, Assistive Technology/Alternative Augmentative Communication, Vision Training, Orientation and Mobility, Behavior Management/Intervention and

Psychological Counseling. In addition to the above, as part of its Regional D/HH Program and Regional Oral Deaf Program, OCDE provides Audiological services and Sign Language Interpreters. Any other related services or supplementary aids necessary for the pupil to benefit from the special education program, including but not limited to ERMHS, and low incident services and equipment, shall be provided by the District or as otherwise agreed to by OCDE and the District. Translator services at IEP team meetings and/or translation of documents shall be provided by the District or as otherwise agreed to by OCDE and the District. In addition, OCDE shall separately bill the District for the services provided by an SCA as required by the pupil's IEP.

13. Home Instruction

When a pupil is absent from school for more than ten (10) consecutive school days as a result of a medical condition and is expected to have an extended health related absence, the pupil's IEP team shall review the IEP and determine appropriate educational services. A District representative who is authorized by the District's Director of Special Education to approve or disapprove the allocation of specified District resources necessary for the implementation of the pupil's IEP shall participate in the IEP team meeting when considering a placement for home or hospital instruction. When recommending placement for home or hospital instruction, the IEP team shall consider documentation from the pupil's treating physician indicating the pupil's condition, verifying that the condition prevents the pupil from attending school and providing a projected date for the pupil's return to school. Any in-home instruction, including other related services, shall be provided by the District or as otherwise agreed to by OCDE and the District. In the event the pupil is hospitalized in a facility located outside of the District, it is the District's

responsibility to inform the parent that instruction will be provided in accordance with Education Code section 48207 and 48208. In either circumstance, it may be necessary to exit the pupil from OCDE in order for the District to provide the necessary in-home instruction or for the pupil to receive hospital instruction. In the event OCDE and the District agree that OCDE will provide in-home or hospital instruction to the pupil, OCDE shall separately bill the District for such services.

14. Transportation

a. Transportation by the Orange County Department of Education

The District shall provide transportation for its pupils participating in an OCDE Special Schools Program unless otherwise agreed between the District and OCDE. In the event OCDE agrees to transport a pupil, the District shall be responsible for the difference between the Direct and Direct Support Cost of home-to-school transportation as shown on the annual State Transportation Report plus one percent (1%) indirect support costs and the State transportation allocation received by the OCDE on a per pupil basis pursuant to Appendix B, incorporated herein. The District shall pay for the full cost of one-on-one transportation assistants as specified in the pupil's IEP. In the event OCDE is transporting five or more District pupils from one Special Schools Program site, the District shall provide OCDE written notice on or before December 1 of each year of any proposed changes in the number of students requiring OCDE transportation for the following school year. Absent appropriate notice from the District of any proposed change in transportation for the following school year, the District may be solely responsible for funding the costs related to such change in transportation. Similarly, OCDE shall

provide the District written notice on or before December 1 of each year of any proposed changes in OCDE's transportation services, not including cost projections, for the following school year.

b. Transportation by District

Districts transporting pupils to an OCDE Special Schools Program shall ensure that buses arrive at the school site with sufficient time to unload students prior to the beginning of the instructional day and to load them at the end of the instructional day. Delays requiring either overtime supervision or causing portions of the instructional program to be missed and subsequently made up may result in charges to the District for additional costs incurred by OCDE related to such delays.

15. Due Process and Complaints

OCDE and District agree to collaborate and fully cooperate in any due process proceeding involving a pupil currently attending or formerly enrolled in an OCDE Special Schools Program, including resolution sessions, mediations and hearings, as well as coordinating witness availability and producing documents regarding the pupil.

In the event OCDE is named as the sole LEA in a due process complaint, OCDE and District agree that District, as the pupil's school district of residence, is a necessary party to the due process proceedings.

OCDE and District shall also fully participate in the investigation and provision of documentation related to any complaint filed with the State of California, the Office for Civil Rights, or any other State and/or federal governmental body or agency.

16. Estimated Billing

The estimated billing for 2018-2019 will be based on actual information for 2017-2018 plus COLA as set forth in the most current State Budget plus any budgeting projections for step and column, and salary and benefit increases.

17. Final Accounting

An accounting accompanied by completed Appendices A and B with appropriate supporting documentation shall be sent to each District by September 15 of the following year. In addition, OCDE shall provide a quarterly expenditure report to the District's Director of Special Education. Corrections to prior year OCDE Special Schools Program costs resulting from adjustments to income or expenditure calculations shall be credited or billed to the District affected by the correction or adjustments.

18. Projected Enrollment/Facilities and Staffing Needs

In order to assist OCDE in planning for both facilities and staffing needs for its programs, each District shall submit to OCDE, in writing, on or before December 1 of each year, the projected number of pupils expected to be transferred to OCDE programs for special education and support services in the following school year. Absent a projection, the number of District pupils reported in the current year December 1 Federal Pupil Count shall be used for facilities, staffing and budget planning by OCDE for the following school year. In the event the District intends to withdraw five (5) or more pupils from a specific OCDE Special Schools Program site or enroll five (5) or more pupils in a specific OCDE Special Schools Program site for the following school year, the District shall notify OCDE in writing of such intention on or before

December 1 of each year. OCDE shall forward such written notice to the Special Education Fiscal Advisory Committee for its review and consideration. Absent appropriate notice from the District of any proposed change in enrollment in an OCDE Special Schools Program site for the following school year, the District may be solely responsible for funding the costs related to such change in enrollment.

If the District is a Host District for any OCDE Special Schools Program, the District shall submit to OCDE, in writing, on or before December 1 of each year, notice of any proposed facilities projects, including but not limited to modernization or new construction projects at the school site where the OCDE Special Schools Program is located, as well as any potential impact such projects may have on the operation of an OCDE Special Schools Program, including opportunities for integration with typical peers at the Host District school site. In the event any such project would require relocation of an OCDE Special Schools Program, the District shall provide OCDE with at least one (1) year prior written notice to allow OCDE sufficient time to plan accordingly. OCDE shall forward such written notice to the Special Education Fiscal Advisory Committee for its review and consideration.

In the event OCDE intends to close an OCDE Special Schools Program in which District pupils are enrolled, OCDE shall notify the District in writing of such intention on or before December 1 of each year.

19. Program Cost for 2018-2019

On or before fifteen (15) days after the release of the May revise each year, the Orange County Superintendent of Schools shall compute the projected Special Education Program Income and Special Education Program Expenditures for the following year with an Average

Cost per Pupil for pupils enrolled in OCDE Special Schools Programs based on the Projected Enrollment data, and provide it to District Student Services and Business Directors.

20. Notices

All notices to be given pursuant to this Agreement, by either party to the other, shall be in writing and (a) delivered in person; (b) deposited in the United States Mail duly certified or registered, return receipt requested with postage prepaid; or (c) sent by Federal Express or other similar overnight delivery service. Notice is deemed to have been duly given and received upon (a) personal delivery; (b) as of the third business day after deposit in the United States Mail; or (c) the immediately succeeding business day after deposit with an overnight delivery service. Notices hereunder shall be provided to the following addresses, and such addresses may be changed by providing written notice in accordance with this Section:

OCDE: Orange County Department of Education
Special Education Division
200 Kalmus Drive
Costa Mesa, CA 92626
Attn: **Dennis Roberson**
Chief, Special Education Services
Fax: (714) 545-6312
Phone: (714) 966-4129

District: Fullerton School District
1401 West Valencia Drive
Fullerton, CA 92833
Attn: Robin Gilligan Director, Special Education
Fax: (714) 447-7793
Phone: (714) 447-7503

21. No Waiver

The failure of OCDE in any one or more instances to insist upon strict performance of any of the terms of this Agreement or to exercise any option herein conferred shall not be construed as a waiver or relinquishment to any extent of the right to assert or rely upon such terms or option on any future occasion.

22. Hold Harmless

To the extent permitted by law, and except for the acts or omissions of employees, agents and officers of the District, OCDE agrees to hold harmless, indemnify and defend the District and its governing board, officers, agents and employees from all claims, demands, liabilities, losses, damages, or expenses of any nature whatsoever arising from or connected with OCDE's performance of services during the term of this Agreement. To the extent permitted by law, and except for the acts or omissions of employees, agents and officers of OCDE, the District agrees to hold harmless, indemnify and defend OCDE and its governing board, officers, agents and employees from all claims, demands, liabilities, losses, damages, or expenses of any nature whatsoever arising from or connected with the District's performance of services during the term of this Agreement.

23. Complete Agreement

This Agreement is the complete Agreement of the Parties. Any amendments hereto shall be in writing and shall be dated and executed by both Parties.

24. Applicable Law

This Agreement is governed by California state and federal law, and shall be interpreted as if jointly drafted by the Parties to this Agreement.

25. Counterparts

This Agreement may be signed in counterparts. A copy or original of this document with all signature pages appended together shall be deemed a fully executed Agreement. Facsimile signatures shall be deemed as binding as original signatures.

IN WITNESS WHEREOF, the Parties hereto have caused this Agreement to be executed.

APPROVED BY:

ORANGE COUNTY SUPERINTENDENT OF SCHOOLS

OCDE - [NAME]

DISTRICT - [NAME]

BY: _____
(Authorized Agent)

BY: _____
(Authorized Agent)

DATE: _____

DATE: _____

DATE APPROVED BY COUNTY
SUPERINTENDENT OR DISTRICT BOARD:

cc: SELPA

<p>APPROVED AS TO FORM:</p> <p>DATE: <u>5/14/10</u></p> <p>LYSA M. SALTZMAN, COUNSEL ORANGE COUNTY DEPARTMENT OF EDUCATION</p> <p>BY: <u><i>Lysa M. Saltzman</i></u> ATTORNEY</p>

**Orange County Department of Education
Special Schools Program**

Exhibit A

2018-19 Adopted Budget	Object	2016-17	2017-18	2017-18	2018-19
2017-18 proj average enrollment 410 2017-18 average year-to-date 391.7 2018-19 proj average enrollment 400	Code	Actuals	Adopted Budget	Estimated Actuals	Adopted Budget
Restricted Fund Balance Low Incidence	9791	184,973	169,473	184,878	170,378
Reserve for Economic Uncertainty	9791	946,973	904,802	901,036	904,689
Total Beginning Balance	9791	1,131,946	1,074,275	1,085,913	1,075,067
Revenue					
Prin Apport State Aid-Prior Year	8019				
AB602 Allocation	8097	1,595,410	1,587,528	1,582,460	1,582,126
AB602 Allocation		1,595,410	1,587,528	1,582,460	1,582,126
Prior Year Apportionment	8319	(2,554)			-
Other State Revenue		(2,554)	-	-	-
Interagency Fees Bill Back to Districts	8677	19,466,213	21,100,333	19,820,071	21,717,904
Interagency Fees Special Circumstance Aids	8677	4,758,022	4,807,245	4,740,924	5,231,816
Interagency Fees - Contracts	8677	137,729	100,000	100,000	100,000
Registration & Misc. Fee	8689	5,550	5,550	3,850	-
Other Local Revenue/EE contract	8699	7,160	9,091	7,644	-
Other Revenue/Tuition	8710	3,435,589	3,506,789	3,499,895	3,748,839
Tuition - Prior Year	8711	(63,056)			-
Other Local Revenue		27,747,208	29,529,008	28,172,384	30,798,559
Contribution from Unrestricted	8980		318,333		-
Contribution for Indirect	8981	500,021	535,830	505,365	542,134
Contribution frm Special Ed/absence factor	8986	441,951	441,951	441,951	441,951
Contribution from Restricted	8990	77,352	117,227	39,449	23,718
Contribution to Restricted Routine Maint.	8991	(208,837)	(369,775)	(419,318)	(419,318)
Contribution to Food Services	8992	(162,054)	(184,041)	(174,799)	(190,169)
Contribution to Special Ed	8993				
Total Contributions		648,433	859,525	392,648	398,316
Total Revenue		31,120,442	33,050,336	31,233,406	33,854,068

**Orange County Department of Education
Special Schools Program**

Exhibit A

Expenditures					
Teachers Salaries	1100	5,930,746	5,722,087	5,415,705	5,624,786
Pupil Support Salaries	1200	1,361,995	1,126,975	1,150,057	1,146,745
Supervisor/Administrators	1300	936,448	1,170,367	1,114,706	1,219,843
Other Certificated	1900	1,252,058	1,312,485	1,310,911	1,305,620
Total Certificated		9,481,246	9,331,914	8,991,379	9,296,994
Instructional Assistants	2100	7,310,610	7,517,760	7,486,869	7,817,713
Classified Support Salaries	2200	703,861	721,248	722,481	729,144
Supervisors/Managers	2300	532,161	524,679	544,753	534,130
Clerical/Technical	2400	722,017	741,170	797,152	791,165
Short term Sub	2900	22,759	25,150	2,688	2,494
Total Classified		9,291,408	9,530,007	9,553,943	9,874,646
STRS/PERS	3100-3200	2,371,965	2,632,592	2,585,614	2,986,198
Medicare and PARS	3300	268,038	277,962	281,504	282,197
Health and Welfare	3400	4,492,258	4,634,799	4,416,714	4,868,955
Unemployment	3500	9,341	9,440	9,561	9,645
Worker's Comp	3600	253,677	318,134	324,457	327,526
PERS Reduction	3800		-	-	
Life Insurance/Other	3900	35,057	30,862	37,904	38,455
Total Benefits		7,430,337	7,903,789	7,655,754	8,512,976
Textbooks	4100		200	-	1,500
Other Books	4200	91	580	580	580
Materials and Supplies	4300	140,284	1,136,879	276,283	1,081,473
NonCapitalized Equipment	4400	33,315	40,152	42,637	50,898
Total Books and Supplies		173,690	1,177,811	319,500	1,134,451
Travel and Conference	5200	123,006	121,534	118,243	119,549
Dues and Membership	5300	124	1,080	1,080	1,080
Utilities	5500	162,660	201,570	207,711	219,811
Rents/Leases/Repairs	5640	365,767	378,112	303,002	303,002
Repairs/Maintenance	5600	38,208	70,811	63,519	61,840
Transfer of Direct Costs	5700	43,391	44,707	44,655	43,805
Professional/Consulting Services	5800	281,748	360,307	244,540	318,799
Communications	5900	82,431	89,252	83,964	84,753
Total		1,097,336	1,267,373	1,066,714	1,152,639
Improvement on Sites	6100				
Buildings	6200				
Capitalized Equipment	6400/6500				
Total					
Support Costs	7340	2,060,490	2,189,546	2,065,624	2,203,820
Support Contributions	7341	500,021	535,830	505,365	542,134
Total Support		2,560,511	2,725,376	2,570,989	2,745,954
Total Expenditures		30,034,528	31,936,270	30,158,279	32,717,660
Restricted Fund Balance Low Incidence	9780/9740	184,878	155,978	170,378	154,878
Reserve for Economic Uncertainty	9780/9740	901,036	958,088	904,748	981,530
Ending Fund Balance		1,085,914	1,114,067	1,075,126	1,136,408
Total Bill Back		19,466,213	21,100,333	19,820,071	21,717,904
Average Enrollment		403.97	410	391.7	400
Estimated Bill Back per Pupil		48,187	51,464		54,295

	2018-2019
1. Average number of pupils transported	246
2. Maximum number of billable days	202
3. Classified Salaries	\$ 109,348
4. Employee Benefits	\$ 37,501
5. Supplies	\$ 50
6. Travel/Conferences/Dues/Memberships	\$ -
7. Other Expenses	\$ 50
8. Contracts with Private Contractors (5100)	\$ 4,595,000
9. Payments to Private Carriers (5830)	\$ 25,000
10. Other Services/Operating Expenses	\$ -
11. Equipment/Replacement	\$ -
12. Therapy Transportation	\$ -
Subtotal Direct Costs	\$ 4,595,000
13. Direct Support costs	\$ 171,949
14. Total Direct/Direct Support Costs	3.74%
15. Indirect Support Costs @ 1%	\$ 1,719
16. Total Transportation Cost Allocation	\$ 4,768,668
17. State Transportation Entitlement Projected Reduction	\$ 1,626,235
18. Beginning Fund Balance	\$ -
Total	\$ 1,626,235
19. Excess Transportation Cost	\$ 3,142,433
19a. *Per Pupil Excess Cost Line19/Line1	\$ 12,774
19b. *Per Day Excess Cost Line19a/Line2	63.24

*Per pupil cost is an estimate. Actual cost is determined by average daily rate x # of days
Note: If additional funding for transportation is received, the cost will be reduced.

CONSENT ITEM

DATE: June 19, 2018

TO: Robert Pletka, Ed.D., District Superintendent

FROM: Emy Flores, Ed.D., Assistant Superintendent, Educational Services

PREPARED BY: Robin Gilligan, Director, Student Support Services

SUBJECT: **APPROVE SERVICE AGREEMENT BETWEEN FULLERTON SCHOOL DISTRICT AND PARADIGM HEALTHCARE SERVICES FOR MEDI-CAL AND MEDI-CAL ADMINISTRATIVE ACTIVITIES BILLING CLAIMS EFFECTIVE JULY 1, 2018 THROUGH JUNE 30, 2021**

Background: Paradigm has provided the billing services for the District in filing our Local Education Agency (LEA) Medi-Cal billing claims and documentation required by the Orange County Department of Education, who serves as the Local Education Consortium (LEC) for our Medi-Cal Administrative Activities (MAA) billing. This includes the required Cost and Reimbursement Comparison Schedule (CRCS) provided by Paradigm for the District.

Rationale: This Agreement is for a three-year period for billing services. Paradigm receives a percentage of the District gross reimbursement as payment for services rendered.

Funding: The LEA Billing Services fees for claims submitted by Paradigm will be a percentage of the gross reimbursement amount earned for each Fiscal Year in the areas of LEA, MAA, and CRCS services.

Recommendation: Approve Service Agreement between Fullerton School District and Paradigm Healthcare Services for Medi-Cal and Medi-Cal Administrative Activities Billing Claims effective July 1, 2018 through June 30, 2021.

EF:RG:vm
Attachment



SERVICE AGREEMENT

This Service Agreement (“**Agreement**”) is entered into as of the 1st day of July 2018 between Paradigm Healthcare Services, LLC, a California Limited Liability Company (“**Paradigm**”) and Fullerton School District, a Local Education Agency (“**Client**”).

RECITALS

Paradigm is engaged in the business of providing Medicaid direct service and administrative claiming services to local education agencies, local governmental agencies, school districts, County offices of education, and local education consortia within the State of California.

Client desires to retain Paradigm, and Paradigm desires to be retained by Client, to provide the services described in greater detail below.

Accordingly, in consideration of the mutual obligations undertaken herein, THE PARTIES AGREE AS FOLLOWS:

TERMS

1. *Retention.*

Client hereby retains Paradigm and grants it the exclusive right to perform the services described below subject to the terms and conditions set forth in this Agreement.

2. *Term.*

This Agreement shall commence on the date first set forth above and shall continue in full force and effect through June 30, 2021 (“Initial Term”) subject to the termination provisions set forth in Paragraph, “Termination.” Unless either party sends written notice to the other party at least 60 days prior to the end of the Initial Term or any subsequent term, this agreement shall automatically renew for an additional year on each July 1 following the Initial Term, subject to termination provisions herein. The phrase “Term of the Agreement” shall refer to the Initial Term and any subsequent renewal period. The phrase “Fiscal Year” as used in this Agreement shall refer to the period July 1 through June 30. The Agreement will govern activities required to be performed by either party to complete obligations undertaken under this Agreement, regardless whether those activities are to be performed during or after the Term of the Agreement.

3. *Paradigm LEA Billing Services.*

a. Program Implementation Services.

(1) Paradigm will assist Client with all start-up documentation required by the California Department of Health Care Services (“DHCS”) to enroll Client as a Medi-Cal Provider, and establish Paradigm as the Client agent for purposes of submitting reimbursement requests under this Agreement.

(2) Paradigm will work with Client to assess program potential, establish provider and site databases for effective service tracking, and provide implementation training to Client program coordinator(s). This implementation process will be designed to identify areas of reimbursement and to facilitate an effective partnership between the Client and Paradigm.

b. Training and Materials.

(1) Paradigm will provide training to Client's program coordinator(s) and healthcare providers as part of the initial contract implementation and at least annually thereafter. Training will include the following subject areas: DHCS audit requirements for Client's LEA billing program; all necessary information and procedures for submitting Client billing data to Paradigm; and "best practices" to implement and maintain an optimized, audit-ready program.

(2) Paradigm will provide Client personnel with all necessary training materials including a proprietary "Coordinator's Handbook" containing a detailed review of the rules and regulations governing the LEA billing program. At Client's request Paradigm will also make available its proprietary "provider forms" for use in documenting the delivery of healthcare services (available in paper and electronic versions).

c. Claims Preparation and Submission.

(1) **Eligibility.** Upon the commencement of LEA Billing Services under this Agreement and quarterly thereafter during the Term of the Agreement, Paradigm will use its proprietary algorithms and know-how to determine Medi-Cal eligibility and identify Medi-Cal numbers within limits imposed by the DHCS and county governments. Eligibility match information will be retained by Paradigm and will be used solely to provide services hereunder subject to all the confidentiality provisions provided in the Agreement.

(2) **Claims Submittal.** Paradigm will make reasonable efforts to submit each Medi-Cal claim within thirty (30) days of receipt from Client of all information necessary for processing that claim. Paradigm will also make reasonable efforts to bill retroactive claims existing at the commencement of this Agreement so as to minimize revenue lost due to Medi-Cal's one (1) year billing limit.

(3) **Review and Resubmittal.** Paradigm will monitor the submittal and payment process, review denials, suspensions, and holds, as reported by DHCS, and make reasonable efforts to resolve any challenged Client reimbursement claim.

d. Management Reports and Program Analysis. Paradigm will provide Client with periodic management reports using provider, procedure, and/or site parameters. The frequency of such reports will be determined by mutual agreement of Paradigm and Client, but in any event shall occur no less frequently than quarterly.

e. Coordination with Client.

(1) **Information Sharing.** Paradigm will provide Client with information regarding program policy, interpretation of policy, and regulatory updates as applicable. Quarterly "Bulletins" will be provided to Client's coordinator(s) to ensure timely communication about program changes and updates to Paradigm's systems and processes.

(2) **Support.** Paradigm will provide a "Client Care Center" available for the use of Client's program coordinator(s) and accessible via toll-free phone and email. A Paradigm Help Desk will be available to Client program coordinator(s) and participants utilizing Paradigm's web-based software, accessible by toll-free phone during regular business hours and by email.

(3) **Audit and Site Visit Support.** Paradigm will provide Client personnel with training on audit requirements and program compliance. In the event of a program audit or review, Paradigm will assist in preparing for and responding to the audit to the extent permitted by DHCS and or any other auditing party.

f. **Paradigm Technologies Software.** Paradigm will make available its proprietary web-based software to assist Client in effective management of program participation, including at Client's option, the web-based Paradigm Technologies application. Note: Access to any Paradigm Technologies web-based applications requires acceptance of a separate, no-fee online Software License Agreement found at Paradigm's website.

4. *Client's LEA Billing Service Obligations.*

a. **Program Coordinator(s).** Client will make available designated personnel to assist with the implementation of Paradigm's services, and coordinate with Client's individual program participants.

b. **Provider Logs.** Client will maintain complete and accurate provider logs of all healthcare services provided by Client and will return the completed logs to Paradigm at the end of each month.

c. **Student Data.** Upon commencement of the Agreement and quarterly thereafter (October 1st, December 15th, March 15th, and June 15th), Client will provide Paradigm with a computer file in a format specified by Paradigm of all student data reasonably requested by Paradigm in connection with its performance under this agreement from Client's computer systems or from the computer systems of the individual schools Client comprises.

5. *Paradigm CRCS Services.*

Paradigm will prepare the annual Cost and Reimbursement Comparison Schedule ("CRCS") Workbook in accordance with the claim guidelines approved by DHCS, based on information supplied by Client for each fiscal year, in accordance with the terms of the Agreement. Client will have final approval over the CRCS Workbook submission prepared by Paradigm.

6. *Client's CRCS Obligations.*

Client will submit to Paradigm, in a format specified by Paradigm, all elements needed to complete the CRCS Workbook for each provider for whom reimbursement is sought. Documentation will be submitted to Paradigm no later than sixty (60) days after the end of the Fiscal Year for which the CRCS is to be submitted.

7. *Paradigm MAA Billing Services.*

All services described below will be provided in accordance with and to the extent allowed by the California Department of Health Care Services ("DHCS") Medi-Cal Administrative Activities ("MAA") Plan.

a. **MAA Program Consulting Services.**

(1) **Ongoing Consultation.** Paradigm will work with Client to assess program potential, and establish an optimized claim plan, which consists of review and analysis of all program participants and their fiscal eligibility. Ongoing consultation will be designed to identify areas of reimbursement and to facilitate Client's full participation in the MAA program.

(2) **Training.** Paradigm will provide training to Client's program coordinator(s). Training will include the following subject areas: DHCS audit requirements for Client's MAA program; information and procedures for submitting MAA fiscal information to Paradigm; and "best practices" to implement and maintain an optimized, audit-ready program.

(3) **Information Sharing.** Paradigm will provide Client with information regarding program policy, interpretation of policy, and regulatory updates as applicable. Quarterly "Bulletins" will be provided to Client's coordinator(s) to ensure timely communication about program changes and updates to Paradigm's systems and processes.

(4) **Program Compliance Support.** Paradigm will provide Client personnel with training on audit requirements and program compliance, and will perform "compliance reviews" to assist the Client in maintaining audit records. In the event of a program audit or review, Paradigm will assist in preparing for and responding to the audit to the extent permitted by DHCS and or any other auditing party.

(5) **Supplemental Support.** Paradigm will provide a "Client Care Center" available for the use of Client's program coordinator(s) and accessible by toll-free phone during regular business hours and by email. A Paradigm Help Desk will be available to Client program coordinator(s) and staff utilizing Paradigm's web-based software, accessible by toll-free phone during regular business hours and by email.

(6) **Paradigm Technologies.** Paradigm will make available, as applicable, its proprietary web-based software to assist Client in effective program participation. Note: Access to any Paradigm Technologies web-based applications requires acceptance of a separate, no-fee online Software License Agreement found at Paradigm's website.

b. MAA Invoice Preparation & Submission Services.

(1) **Medi-Cal Eligibility.** Paradigm will use its proprietary algorithms and know-how to determine Medi-Cal eligibility and identify Medi-Cal numbers within limits imposed by DHCS and County governments. Eligibility match information will be retained by Paradigm and will be used solely to provide services hereunder subject to all the confidentiality provisions provided in the Agreement.

(2) **Invoice Processing.** Paradigm will assist Client in preparing the fiscal information needed to complete the MAA invoice. Paradigm will compile all required invoice data (including the Time Survey Summary Results) provided by Client and prepare MAA invoices in accordance with the claim guidelines approved by DHCS, based on information supplied by Client for each fiscal quarter during the Term of the Agreement. Client will be afforded a reasonable opportunity to monitor Paradigm efforts, and will have final approval of the MAA invoices prior to submission by Paradigm.

(3) **Direct Charge.** Paradigm will assist Client in the calculation of direct charges, provided that Client supplies Paradigm with the information necessary to make such calculations in accordance with DHCS school-based MAA directives.

(4) **Agency Coordination.** Paradigm will coordinate the submittal of the MAA Operational Plan and MAA invoice to the County or Regional MAA Coordinator and provide information requested by regional, state and federal agencies as related to the MAA Operational Plan and invoices submitted thereunder.

(5) **Management Reports and Program Analysis.** Paradigm will provide Client with periodic management reports for the ongoing analysis of Client's MAA claims. The frequency of such reports will be determined by mutual agreement of Paradigm and Client.

(6) **Paradigm Technologies.** Paradigm will make available, as applicable, its proprietary web-based software to assist Client in effective program participation. Note: Access to any Paradigm Technologies web-based applications requires acceptance of a separate, no-fee online Software License Agreement found at Paradigm's website.

8. Client's MAA Obligations.

a. **Program Coordinator(s).** Client will make available designated personnel to assist with the implementation of Paradigm's services, and coordinate with Client's individual program participants.

b. **MAA Operational Plan.** Client will provide to Paradigm all pertinent information needed for developing each MAA Operational Plan in a timely manner. Client will designate individuals to serve as Paradigm contacts for the collection of such information.

c. **Official RMTS Participant Roster (TSP).** On the first day of the fiscal quarter, Client will submit to Paradigm the official RMTS participant roster (referred to as the TSP in the California State RMTS claiming plan).

d. **Time Survey Summary Results.** Client will submit to Paradigm a time survey summary report that indicates the MAA time, as certified by the regional agency, for that quarter based on the RMTS methodology, and that contains all data required for the SMAA invoice by LEA and claiming unit. This report of summarized MAA time shall be submitted to Paradigm no later than sixty (60) days after the end of the quarter for which the invoice is submitted or fifteen (15) days after the report is received by Client from its regional agency, whichever is earlier.

e. **Direct Charge Documentation.** Client will provide Paradigm with all documentation to support Client's direct charge reimbursements in accordance with DHCS school-based MAA directives. Client will submit direct charge documentation to Paradigm no later than thirty (30) days after the end of the quarter for which it will apply.

f. **MAA Invoice Submittal.** Client will submit to Paradigm all elements needed to complete the detailed MAA invoice form for the claiming unit that undertook the activities for which reimbursement is sought. Client will submit documentation to Paradigm no later than sixty (60) days after the end of the quarter for which the invoice is to be submitted.

g. **Compliance.** Client will comply with enabling legislation, regulations, administrative claiming process directives, policies, and program letters of the DHCS, as well as directives from the Lead County or Regional Agency, and with the terms of the approved MAA Operational Plan, which define allowable MAA and processes for appropriate MAA reimbursements.

h. **Student Data.** Upon commencement of the Agreement and quarterly thereafter (October 1st, December 15th, March 15th, and June 15th), Client will provide Paradigm with a computer file in a format specified by Paradigm of all student data reasonably requested by Paradigm in connection with its performance under this agreement from Client's computer systems or from the computer systems of the individual schools Client comprises.

i. **Documentation for Invoice Submittal.** Client will cooperate with Paradigm and will provide Paradigm access to all personnel and files reasonably requested by Paradigm to assist Paradigm in its performance of MAA Invoice Preparation and Submission Services hereunder.

j. **Data Processing.** Client will be responsible for the accuracy and appropriateness of all MAA information it provides to Paradigm for the preparation of MAA invoices and for compliance with all applicable laws and regulations regarding preparation of MAA invoices.

9. *Additional Client Obligations.*

In addition to the specific obligations set forth above, Client will take such other reasonable actions as Paradigm may request to facilitate Paradigm's provision of services under this Agreement.

10. *Fees and Payment Terms.*

a. **Fees for LEA Billing Services.**

(1) **Flat Fee Per Approved Service.** Paradigm fees for Client LEA claims submitted or originating during the Term of the Agreement will consist in a flat fee for each claimed service that DHCS approves for reimbursement without regard to any DHCS administrative deductions, holdbacks, or other deferral or delay in payment ("Approved DHCS Reimbursements"). The schedule of Paradigm flat fees for DHCS approved services is set forth in Appendix A.

(2) **Sliding Scale Reduction.** Paradigm's fees per approved service will *decrease* in the event total Approved DHCS Reimbursements during any Fiscal Year exceed certain pre-established thresholds. The reduced Paradigm fee schedule will apply prospectively to services approved for payment by DHCS after (and in the same Fiscal Year) that a threshold is reached. The thresholds triggering a decrease in Paradigm fees are \$500,000 and \$1,000,000. The schedule of Paradigm's reduced fees starting at each threshold is set forth in Appendix A.

(3) **Effect of Increase in Reimbursement Rates.** In the event DHCS increases the reimbursement rates to Client for LEA Billing Services during the Term of this Agreement, Paradigm's flat fees will automatically increase by the same percentage as the percentage DHCS increase. However, in no event will Paradigm's flat fees increase by more than 2% in any Fiscal Year during the Term of the Agreement.

(4) **Cap on Paradigm Fees.** Notwithstanding the fee schedule set forth in Appendix A, the total fees payable to Paradigm based on Approved DHCS Reimbursements during any Fiscal Year during the Term of the Agreement will not exceed the following:

13.5% of Approved DHCS Reimbursements up to \$500,000;

12% of Approved DHCS Reimbursements from \$500,001 to \$1,000,000;

10% of Approved DHCS Reimbursements above \$1,000,000.

(5) **Application of Fiscal Year Limits.** For purposes of computing Paradigm's fees, thresholds and fee caps for LEA Billing Services, all Approved DHCS Reimbursements will be deemed to fall within the Fiscal Year in which DHCS approves reimbursement, regardless when the claim originates or is submitted by Paradigm to DHCS for payment, and regardless when or whether reimbursement is received from DHCS. Nothing in this Agreement shall constitute a limitation or waiver of Paradigm's entitlement to receive fees based on the foregoing schedule even after termination of the Agreement. Paradigm will invoice Client monthly based on Approved DHCS Reimbursements rather than payment received by Client from DHCS.

b. **Fees for CRCS Services.** The fee for each Fiscal Year for which CRCS services are rendered will be equal to the lesser of: (i) \$100 per employee or contractor used in the final calculation of "Net

Total Personnel Costs” as reported on Worksheets A and B, or (ii) \$8,500. Paradigm will invoice Client for CRCS services on an annual basis.

c. Fees for MAA Billing Services.

(1) **MAA Program Consulting Services.** The fee for MAA Program Consulting Services will be \$1,000 per month. Paradigm will invoice Client on a monthly basis during the Term of the Agreement.

(2) **MAA Invoice Preparation & Submission Services.** The fee for MAA Invoice Preparation & Submission Services each fiscal quarter during the Term of the Agreement will be an amount equal to \$45 multiplied by the sum of: (i) the number of time survey participants claimed on Client’s MAA Invoice for that fiscal quarter, and (ii) the number of individuals identified as a direct charge in Client’s MAA Invoice for that fiscal quarter. Paradigm will invoice Client quarterly based on MAA payments received by Client from DHCS.

(3) Under existing law, the foregoing MAA fee arrangement will allow Client to recover as MAA reimbursable costs fifty percent (50%) of any fees charged by Paradigm. Certain deviations from this fee structure may prevent Client from recovering these fees as allowable administrative expenses under the MAA reimbursement process.

d. Substitution of Alternative Methodology and/or Fee Terms. In the event that any LEA Billing, CRCS, or MAA fee arrangements, or and part thereof are or become inconsistent with applicable state or federal law, regulation, or court order, or that any time survey methodology other than Worker Log or RMTS is approved by DHCS for use by Client in determining the percentage of allowable costs for MAA reimbursement, Paradigm will on thirty (30) days written notice provide substitute fee arrangements and/or substitute time survey services consistent with applicable law regulation or court order. Any such substitute fee arrangements shall not increase the total amount Client would otherwise have been required to pay Paradigm for services under this Agreement.

e. Late Fees. Client will incur a late fee of two percent (2%) per month or any part thereof, or the maximum fee allowed by law, whichever is less, on any invoiced amount unpaid after sixty (60) days. The fees specified herein do not include taxes or similar surcharges, which are the sole responsibility of Client (excluding taxes on Paradigm’s gross income).

11. Protection of Confidential Information.

a. Definitions.

(1) **“Client Confidential Information”** shall mean all information in whatever form provided by Client to Paradigm in connection with the services rendered under this Agreement that at the time of first receipt: (i) is clearly marked “confidential” or “proprietary;” (ii) constitutes protected health information, personal information, or student or pupil information, as defined by any federal or state law or regulation, including but not limited to the Family Education Rights Privacy Act (FERPA), 20 U.S.C. §1232g, et al., the Protection of Pupil Rights Amendment (PPRA), 20 U.S.C. §1232h, the Children’s Online Privacy Protection Act (COPPA), 15 U.S.C. §§6501-6506, and the California Education Code (including §49073.1); (iii) is governed by the terms of a Data Use Agreement (DUA) between Client and DHCS; (iv) is otherwise disclosed under circumstances of confidence; or (v) reasonably should be understood by the receiving party to be confidential. Without limiting the foregoing, Client Confidential Information shall include all Client student healthcare data and other student information, and all Medi-Cal data files received by Paradigm as Client’s designated custodian. Confidential Information shall not include any information that is or becomes publicly

known through no fault of Paradigm, is already known by Paradigm at the time of disclosure based on information received from a source other than Client, or is rightfully received or independently developed by Paradigm after disclosure.

(2) **“Paradigm Confidential Information”** shall mean all information in whatever form provided by Paradigm to Client in connection with the services rendered under this Agreement that, at the time of first receipt: (i) is clearly marked “confidential” or “proprietary;” (ii) is otherwise disclosed under circumstances of confidence; or (iii) reasonably should be understood by the receiving party to be confidential. Without limiting the foregoing, Paradigm’s Confidential Information shall include all business, marketing, technical, financial, customer, supplier, or other information, data entry means, processed claiming data, instructions, management reports, data file specifications, instructional materials, algorithms, software, forms, boilerplate plans, technologies, know-how related to making eligibility determinations, and data and results derived from the foregoing, except to the extent such Confidential Information is set forth in this Agreement, which is a public record.

b. Protection of Confidential Information.

(1) Each party shall use reasonable and appropriate measures to safeguard and keep confidential all Confidential Information of the other party and shall not disclose, use, or copy any Confidential Information except as necessary to perform its obligations hereunder. Such reasonable and appropriate measures shall be no less than the measures taken by each to protect its own confidential information of a similar nature, but in any event no less than the measures governing protection, maintenance, disclosure, retention and destruction of Confidential Information subject to the terms of any DUA between Client and DHCS and any applicable federal or state law or regulation.

(2) Paradigm represents that all its employees who work with Confidential Information provided by Client under this Agreement: (i) have received regular training in data security procedures and federal and state law and regulations applicable thereto; (ii) have reviewed Paradigm’s written data security policies and procedures; and (iii) have signed an agreement to be bound by the confidentiality terms contained in this Agreement.

(3) Each party may disclose Confidential Information of the other party to its responsible employees and independent contractors to the extent permitted by law and provided that such employees and independent contractors: (i) have a need to access such Confidential Information for purposes of fulfilling the party’s obligations hereunder; (ii) have been informed of the confidentiality provisions of this Agreement; and (iii) have agreed in writing to be bound by such provisions to the same extent as the parties. Each party shall be responsible for any breach of the confidentiality provisions of this Agreement by its employees and independent contractors.

(4) Paradigm will timely report to Client any misuse or unauthorized disclosure of student information or other Confidential Information in accordance with all applicable federal and state laws and regulations.

c. Ownership and Use of Client Confidential Information. Client Confidential Information provided to Paradigm under this Agreement continues to be the property of, and under the control of, Client, and will not be used for any purpose other than the requirements of this Agreement. Without limiting the foregoing, Paradigm will not use personally identifiable student information for commercial or advertising purposes.

d. Review and Correction. Client represents that it maintains a procedure by which parents, legal guardians, and eligible students can review student records and correct erroneous information;

Paradigm does not interact directly with parents, guardians or students, but will cooperate with Client as necessary to allow for the review and correction of student records.

e. **Retention of Client's Confidential Information.** Paradigm certifies that it will only retain Client's Confidential Information for as long a period as is reasonably necessary to fulfill its obligations under this Agreement, including compliance with DHCS audit requirements, and applicable federal and state laws and regulations. At the end of such compliance period, Paradigm in its reasonable discretion will either destroy Client Confidential Information in a secure manner or return this Information to Client.

f. **Lawful Disclosure.** This Paragraph shall not be construed as prohibiting either party from disclosing the other's Confidential Information to the extent required by law, regulation, or court order, provided such party notifies the other party promptly after becoming aware of such obligation and permits the other party to seek a protective order or otherwise to challenge or limit such required disclosure within the time permitted by law.

g. **Statutory Compliance.** The parties acknowledge that, notwithstanding any other provision of this Agreement, Client has taken reasonable and appropriate steps to ensure that Paradigm's current practices with respect to Client Confidential Information comply with FERPA requirements, and Client remains legally responsible for any FERPA violations that may occur in the course of Paradigm's performance of services under this Agreement. The parties also acknowledge that they have made best efforts to ensure that this Agreement complies with the requirements of California Education Code §49073.1.

h. **Continuing Obligations.** The obligations contained in this Section, "Protection of Confidential Information," shall survive for a period of twenty (20) years after the expiration or termination of this Agreement.

12. Accuracy of Information.

a. **Client Efforts.** Client will make reasonable efforts to insure that the information supplied to Paradigm hereunder shall be true, complete, and accurate in all respects. Client assumes sole responsibility, and Paradigm shall have no liability, for the truth, completeness, and accuracy of all information supplied to Paradigm.

Paradigm Efforts.

(1) Paradigm shall make reasonable efforts to verify the completeness and accuracy of information underlying the claims it submits on Client's behalf. Due to the volume of data being processed from manual data entry forms and the necessity of correlating student records from several databases maintained by Paradigm, it is inevitable that some requests for reimbursement (or categories of requests or patients) will be denied due to incorrect or incomplete supporting data or healthcare insurance information. Paradigm will make reasonable efforts to minimize such denials. Client acknowledges that such denials are normal, and will not constitute a breach of Paradigm's obligations under this Agreement. Client's sole and exclusive remedy for any such reimbursement denial is to request that Paradigm re-bill any denied claims. Paradigm will determine in its sole and absolute discretion if such rebilling is reasonable and cost effective. Except as set forth in this paragraph, Paradigm shall not be liable, and Client shall have no remedy, for any reimbursement denial for healthcare or administrative services that are not reimbursable under state or federal law.

(2) Paradigm shall make reasonable efforts to submit all operational plans and claims made thereunder in a timely manner. However, Paradigm shall not be responsible in any way in the event that any operational plan or any claim made thereunder is submitted late or incomplete directly or indirectly because of the failure or delay by Client or its employees, students, agents or independent contractors in making all necessary information available to Paradigm, or any third party's failure or delay in submitting documentation to the DHCS.

(3) Client acknowledges that Paradigm is not providing Client with legal, medical, or healthcare information or services and that any forms, software, and other materials supplied to Client hereunder are not intended to provide legal, medical, or healthcare advice.

13. *Limitation of Liability.*

In no event shall Paradigm be liable to Client for any incidental, indirect, consequential, special, or punitive damages arising out of or relating to this Agreement, including without limitation damages for lost reimbursements, lost healthcare services, or lost data, regardless of whether Paradigm has been advised of the possibility of such damages, and regardless of whether the claim for damages sounds in contract, tort, or other form of action. In the event Client elects not to utilize Paradigm's services to prepare its annual CRCS Workbook, or fails to make available information necessary to timely complete the Workbook, Paradigm will not be liable in any manner for resulting termination of Client from participation in the LEA Billing Option or for any resulting disallowance of Client claims. In no event shall Paradigm's total liability for damages to Client arising out of or related to this Agreement exceed the net fees paid to Paradigm hereunder during the one (1) year period preceding the date on which the first claim alleged to give rise to damages occurs, regardless of the number of claims, causes of action, or amount of the alleged losses.

14. *Licenses and Permits.*

Client represents and warrants that: (a) it has all licenses and permits necessary or appropriate to render the medical services it currently provides to its students, and to be eligible for reimbursement from Medi-Cal; (b) Client will maintain such licenses in full force and effect during the Term of this Agreement; and (c) Client has all necessary authority, including approval by the Board of Education if necessary, to enter into this Agreement and to perform all of its obligations hereunder.

15. *Indemnification.*

a. Client's Indemnification Obligations. Client shall indemnify and hold harmless Paradigm, its managing members, employees, and agents against and from any and all liabilities, claims, demands, losses, damages, and expenses, including reasonable attorneys' fees and costs (collectively "**Claims**"), to the extent arising from Client's negligence, gross negligence, or intentional misconduct in the course of Client's discharge of its obligations under this Agreement, including without limitation: (i) breach of any provisions of this Agreement by Client; (ii) failure of Client or its health care providers, to provide any service for which reimbursement is sought; (iii) failure of Client or its health care providers to perform health care or related services in accordance with any professional standards applicable thereto; (iv) failure of the Client to provide accurate Confidential Information; or (v) failure of Client or its health care providers to obtain or maintain in good standing any licenses, permits, or registrations required to render the healthcare and related services for which reimbursement is sought. Notwithstanding the foregoing, Client shall not be required to indemnify Paradigm hereunder to the extent that Paradigm is obligated to indemnify Client pursuant to the following paragraph, "Paradigm's Indemnification Obligations."

b. Paradigm's Indemnification Obligations. Paradigm shall indemnify and hold harmless Client, its school board, officers, directors, employees, and agents against and from any and all Claims to the extent such claims arise from Paradigm's negligence, gross negligence, or intentional misconduct in the course of performing services under this Agreement. Notwithstanding the foregoing, Paradigm shall not be required to indemnify Client hereunder to the extent that Client is obligated to indemnify Paradigm pursuant to the preceding paragraph, "Client's Indemnification Obligations."

c. The indemnification rights set forth in this Section, "Indemnification," are conditional on the following: (i) the party seeking indemnification (each an "**Indemnified Party**") shall provide prompt written notice of any Claim as to which indemnification is sought to the party from whom indemnification is sought (the "**Indemnifying Party**"), provided, however, that failure to give such notice shall not relieve the Indemnifying Party of its obligations hereunder except to the extent that it is materially prejudiced thereby; (ii) all Indemnified Parties shall reasonably cooperate with the Indemnifying Party in the defense and settlement of the underlying Claim at no cost to the Indemnified Party; and (iii) the Indemnifying Party shall have full and exclusive authority to defend or settle the underlying Claim, provided that the Indemnifying Party shall not enter into any settlement that includes an admission of liability by the Indemnified Party or injunction against any Indemnified Party without the consent of such Indemnified Party, such consent not to be unreasonably withheld or delayed, and provided further that each Indemnified Party shall have the right to participate in such Claim with counsel of its own selection at its own expense.

16. Termination.

a. For Cause. Either party may terminate this Agreement upon written notice to the other party if the other party is in material breach of its obligations under this Agreement and such breach is not cured within thirty (30) days after receipt of written notice of the specific nature of such breach (or, in the case of nonpayment of fees, within fifteen (15) days after receipt of written notice). The non-breaching party shall give its reasonable cooperation and assistance to the breaching party in any efforts made to cure such breach.

b. Without Cause.

(1) **Mutual Agreement.** The parties may terminate this Agreement at any time by written agreement of both parties, effective as of the date specified in such agreement.

(2) **CRCS Termination.** Notwithstanding anything to the contrary in this Agreement, Client may terminate Paradigm's CRCS Services by written notice sent no later than sixty (60) days prior to the end of any Fiscal Year for which the CRCS Services would otherwise be provided under this Agreement.

(3) **MAA Consulting Services Termination.** Notwithstanding anything to the contrary in this Agreement, Client may terminate Paradigm's MAA Consulting Services by written notice sent no later than sixty (60) days prior to the beginning of any Fiscal Year for which the MAA Consulting Services would otherwise be provided under this Agreement.

c. Effect of Termination. Upon the expiration or termination of this Agreement for any reason:

(1) **Payment for Services Completed.** All fees Client owes to Paradigm for services provided prior to expiration or termination shall immediately become due and payable upon receipt of an invoice from Paradigm.

(2) **Payment for Approved LEA Billing Claim Submittals.** Paradigm will prepare and submit to DHCS for reimbursement all Client LEA Billing claims arising from services provided by

Client prior to termination or expiration and shall receive payment pursuant to the terms of this Agreement upon approval of such claims or part thereof by DHCS. Such claims for reimbursement shall be documented and submitted to Paradigm for submittal to DHCS within six (6) months after the earlier of expiration or termination of this Agreement.

(3) **Payment for MAA Invoice Preparation and Submission Services.** Paradigm shall prepare and submit to DHCS the MAA invoice for any quarter which has commenced as of the date of termination or expiration and shall receive payment pursuant to the terms of this Agreement upon approval and payment of the invoice or part thereof by DHCS.

(4) **Confidential Information.** Client shall, upon request, return or destroy, at Paradigm's option, all Confidential Information received from Paradigm and shall certify to Paradigm its compliance with this provision.

d. Survival of Terms. All provisions of this Agreement which by their express terms extend beyond expiration or termination of this Agreement or which by their nature so extend shall survive expiration or termination, including but not limited to Paragraphs: "Protection of Confidential Information," "Limitation of Liability," "Indemnification," "Termination," "Paradigm Proprietary Rights," and "Miscellaneous."

17. *Paradigm Proprietary Rights.*

Client acknowledges and agrees that Paradigm retains all right, title, and interest, including without limitation all intellectual property rights, in and to Paradigm's Confidential Information (as defined above), and all forms, materials, submissions, and software prepared or supplied by Paradigm. Except as and to the extent otherwise provided in this Agreement, neither this Agreement nor Paradigm's performance of services under this Agreement shall give Client any ownership interest in or license to any of Paradigm's intellectual or other property.

18. *Miscellaneous.*

a. Notice. Any notice required or permitted to be given under this Agreement shall be in writing and may be delivered in person, by overnight courier, or by facsimile if confirmed by first class mail, or sent by certified or registered mail, addressed to the other party at the addresses set forth on the signature page of this Agreement. Notice will be effective as of the date personally delivered, or if by facsimile, when confirmed electronically by the sending facsimile machine, or otherwise when actually received, provided that notice received on holidays, week-ends or nights will be effective at 9:00 a.m. on the next business day.

b. Relationship. It is intended that the relationship of Paradigm to Client shall at all times be that of an independent contractor. Nothing contained in this Agreement is intended or to be construed so as to create any partnership, joint venture, employment, agency, franchise or other representative relationship between the parties. No party hereto, or their respective officers, directors, employees, or agents shall have any express or implied right or authority to assume or create any obligations on behalf of or in the name of the other party, or to bind the other party to any contract, agreement, or undertaking with any third party.

c. Governing Law. This Agreement and the rights and obligations of the parties under it shall be subject to, governed by, construed, and enforced pursuant to the laws of the State of California without giving effect to any choice of law principles. Headings are for convenience only.

d. Severability. If any provision of this Agreement is held by a court or arbitrator to be invalid or unenforceable, the remaining portions of this Agreement shall remain in full force and effect, and such court or arbitrator shall be empowered to substitute provisions similar to said provision, or other provisions, so as to provide the parties the benefits intended by said provision, to the fullest extent permitted by applicable law.

e. Arbitration. Any dispute arising in connection with the interpretation or enforcement of this Agreement shall be resolved by compulsory binding arbitration under the auspices of and in accordance with the commercial arbitration rules of JAMS in San Francisco, California before a single arbitrator to be selected by mutual agreement of the parties or, failing such agreement, by JAMS from a list of three arbitrators proposed by each side. The decision of the arbitrator will be final and not appealable. The arbitrator shall interpret and enforce this Agreement in accordance with the laws of the State of California. The arbitrator shall be empowered to award the prevailing party any remedy available in law or equity not specifically precluded by this Agreement, including without limitation injunctive or declaratory relief, and attorneys' fees and costs.

f. Other Remedies. The parties acknowledge and agree that any actual or threatened misappropriation or infringement of intellectual property or breach of the confidentiality provisions of this Agreement will cause irreparable harm for which there is no adequate remedy at law, and accordingly, in addition to any other available remedies, a party may seek to enforce its rights with respect to the protection of confidential information or intellectual property hereunder through injunctive relief in any court of competent jurisdiction. In the event that any party is required to commence an action or arbitration to interpret or enforce any of the terms of this Agreement, the prevailing party shall be entitled to an award of reasonable attorneys' fees and costs.

g. Force Majeure. Neither party shall be liable for any delay or failure to perform its obligations hereunder (except for any obligation to pay fees) resulting from any cause beyond its reasonable control, including but not limited to acts of God, terrorism, weather, fire, explosions, floods, strikes, work stoppages, slowdowns, industrial disputes, accidents, riots, civil disturbances, or acts of government.

h. Entire Agreement; Amendment. This Agreement, the online Software License Agreement, and Paradigm's Website Policies constitute the entire agreement between Client and Paradigm, superseding all prior and contemporaneous proposals, negotiations, communications and agreements, written or oral concerning the subject matter hereof. The provisions of these agreements shall be construed to give effect to all provisions therein to the greatest extent possible. In the event of any conflict between the agreements, they shall take precedence over one another in the following order, with each agreement listed taking precedence over all listed after it: this Agreement; the online Software License Agreement; and the Website Policies. This Agreement may be amended only by an instrument in writing duly approved and signed by both parties.

i. Assignment. Neither party shall assign or transfer this Agreement without the consent of the other party, which shall not be unreasonably withheld or delayed. Any assignment or transfer in violation hereof shall be null and void.

j. Binding Effect. This Agreement shall be binding upon and inure to the benefit of the parties hereto and their successors, assignees, and legal representatives. It creates no rights in any third parties including any individual in connection with which reimbursement is sought by Client.

k. **Counterparts.** This Agreement may be executed in any number of faxed, scanned, or original counterparts, each of which will be deemed an original, but all of which together will constitute one and the same instrument.

IN WITNESS WHEREOF, the undersigned have caused this Agreement to be executed by duly authorized persons to be effective as set forth herein.

PARADIGM:
PARADIGM HEALTHCARE SERVICES, LLC

CLIENT:
FULLERTON SCHOOL DISTRICT

By: Constance Laflamme

By: _____

Print Name: Constance Laflamme

Print Name: _____

Title: Executive Director

Title: _____

Date: 4/19/2018

Date: _____

Address:

Address: _____

Attn: Constance Laflamme

500 Sansome Street, Suite 500

San Francisco, California 94111

Phone: (415) 616-0920

Phone: (____) _____ - _____

Fax: (415) 616-0910

Fax: (____) _____ - _____

Appendix A - Fees for LEA Billing Services

	Paradigm's Fees			
	\$s to Client @ 50% FMAP	Rate 1	Rate 2	Rate 3
Non-Special Education Assessments				
Developmental Assessment for Occupational Therapy	\$10.58	\$1.43	\$1.27	\$1.06
Developmental Assessment for Physical Therapy	\$11.41	\$1.54	\$1.37	\$1.14
Developmental Assessment for Speech Therapy	\$10.38	\$1.40	\$1.25	\$1.04
Nursing Health & Nutrition Assessment	\$9.99	\$1.35	\$1.20	\$1.00
Health Education & Anticipatory Guidance for Credentialed School Nurse/Phys	\$9.99	\$1.35	\$1.20	\$1.00
Health Education & Anticipatory Guidance for Mental Health	\$10.39	\$1.40	\$1.25	\$1.04
Hearing Assessment (Screening, Pure Tone, Air Only) - Under 18 Yrs	\$7.80	\$1.05	\$0.94	\$0.78
Hearing Assessment (Screening, Pure Tone, Air Only) - Over 18 Yrs	\$7.15	\$0.96	\$0.86	\$0.71
Hearing Assessment (Pure Tone Audiometry, Air Only) - Under 18 Yrs	\$11.69	\$1.58	\$1.40	\$1.17
Hearing Assessment (Pure Tone Audiometry, Air Only) - Over 18 Yrs	\$10.72	\$1.45	\$1.29	\$1.07
Psychosocial Status Assessment	\$10.39	\$1.40	\$1.25	\$1.04
Vision Screening	\$3.33	\$0.45	\$0.40	\$0.33
Special Education Assessments				
Initial/Triennial Audiological Assessment	\$92.31	\$12.46	\$11.08	\$9.23
Annual/Amended Audiological Assessment	\$69.24	\$9.35	\$8.31	\$6.92
Initial/Triennial Nursing Health Assessment	\$69.94	\$9.44	\$8.39	\$6.99
Annual/Amended Nursing Health Assessment	\$39.97	\$5.40	\$4.80	\$4.00
Physician's Health & Nutrition Assessment (I, T, A, AM) - 15 Min. Increments	\$9.99	\$1.35	\$1.20	\$1.00
Initial/Triennial Occupational Therapy Assessment	\$121.89	\$16.46	\$14.63	\$12.19
Annual/Amended Occupational Therapy Assessment	\$84.65	\$11.43	\$10.16	\$8.46
Initial/Triennial Physical Therapy Assessment	\$131.41	\$17.74	\$15.77	\$13.14
Annual/Amended Physical Therapy Assessment	\$91.25	\$12.32	\$10.95	\$9.13
Initial/Triennial Psychological Status Assessment	\$249.18	\$33.64	\$29.90	\$24.92
Annual/Amended Psychological Status Assessment	\$83.06	\$11.21	\$9.97	\$8.31
Psychosocial Status Assessment (I, T, A, AM) - 15 Min. Increments	\$9.11	\$1.23	\$1.09	\$0.91
Initial/Triennial Eval of Speech Fluency	\$31.95	\$4.31	\$3.83	\$3.20
Annual/Amended Eval of Speech Fluency	\$17.43	\$2.35	\$2.09	\$1.74
Initial/Triennial Eval of Sound Production	\$27.39	\$3.70	\$3.29	\$2.74
Annual/Amended Eval of Sound Production	\$14.94	\$2.02	\$1.79	\$1.49
Initial/Triennial Eval of Sound Production plus Language Comprehension/Expre	\$54.77	\$7.39	\$6.57	\$5.48
Annual/Amended of Sound Production plus Language Comprehension/Expres	\$29.88	\$4.03	\$3.59	\$2.99
Initial/Triennial Analysis of Voice and Resonance	\$27.39	\$3.70	\$3.29	\$2.74
Annual/Amended Analysis of Voice and Resonance	\$14.94	\$2.02	\$1.79	\$1.49
Treatment Services				
Initial Audiology Treatment (15-45 Min.)	\$42.31	\$5.71	\$5.08	\$4.23
Audiology Treatment - Additional 15 Min. Increments	\$11.54	\$1.56	\$1.38	\$1.15
Health Aide Treatment - 15 Min. Increments	\$4.25	\$0.57	\$0.51	\$0.43
Hearing Aid Check	\$26.47	\$3.57	\$3.18	\$2.65
School Nursing Treatment - 15 Min. Increments	\$9.99	\$1.35	\$1.20	\$1.00
LVN Treatments - 15 Min. Increments	\$5.04	\$0.68	\$0.60	\$0.50
Initial Occupational Therapy (15-45 Mins.)	\$40.21	\$5.43	\$4.82	\$4.02
Occupational Therapy - Additional 15 Min. Increments	\$10.58	\$1.43	\$1.27	\$1.06
Initial Physical Therapy (15-45 Min.)	\$36.50	\$4.93	\$4.38	\$3.65
Physical Therapy - Additional 15 Min. Increments	\$11.41	\$1.54	\$1.37	\$1.14
Initial Psychology/Counseling, Individual (15-45 Min.)	\$38.24	\$5.16	\$4.59	\$3.82
Psychology/Counseling, Individual - Additional 15 Min. Increments	\$10.39	\$1.40	\$1.25	\$1.04
Initial Psychology/Counseling, Group (15-45 Min.)	\$8.42	\$1.14	\$1.01	\$0.84
Psychology/Counseling, Group - Additional 15 Min. Increments	\$1.73	\$0.23	\$0.21	\$0.17
Initial Speech Therapy, Individual (15-45 Min.)	\$34.58	\$4.67	\$4.15	\$3.46
Speech Therapy, Individual - Additional 15 Min. Increments	\$10.38	\$1.40	\$1.25	\$1.04
Initial Speech Therapy, Group (15-45 Min.)	\$12.68	\$1.71	\$1.52	\$1.27
Speech Therapy, Group - Additional 15 Min. Increments	\$3.46	\$0.47	\$0.41	\$0.35
Targeted Case Management (TCM) - High	\$8.21	\$1.11	\$0.99	\$0.82
Targeted Case Management (TCM) - Med	\$7.20	\$0.97	\$0.86	\$0.72
Targeted Case Management (TCM) - Low	\$6.19	\$0.84	\$0.74	\$0.62
Transportation - One-Way Trip	\$9.27	\$1.25	\$1.11	\$0.93
Transportation Mileage - Per Mile	\$0.66	\$0.09	\$0.08	\$0.07

The reduced Paradigm fee schedule will apply prospectively to services approved for payment by DHCS after (and in the same Fiscal Year) a threshold is reached. The thresholds triggering a decrease in Paradigm fees are to the right.	Rate 1	Rate 2	Rate 3
	Up to \$500,000	\$500,001 to \$1,000,000	Above \$1M

CONSENT ITEM

DATE: June 19, 2018

TO: Robert Pletka, Ed.D., District Superintendent

FROM: Emy Flores, Ed.D., Assistant Superintendent, Educational Services

PREPARED BY: Robin Gilligan, Director, Student Support Services

SUBJECT: APPROVE 2018/2019 INDEPENDENT CONTRACTOR AGREEMENTS WITH ALLIED INTERPRETING SERVICE, INC., CHILD SHUTTLE, DAYLE MCINTOSH CENTER, GOODWILL INDUSTRIES OF ORANGE COUNTY (ATEC), AND SECURE TRANSPORTATION

Background: Independent contractors are occasionally utilized to provide specific services that the District determines are necessary to meet student needs and are usually a result of Due Process cases.

The rates for these Independent Contractors are as follows:

Allied Interpreting Service, Inc.:

Spanish Interpreters	\$ 295-\$325/half day
Other Languages	\$ 325-\$495/half day

Total cost of contract not to exceed \$10,000

Child Shuttle:

First Five (5) Miles	\$ 25/each
Each Additional Mile	\$ 1/mile

Total cost of contract not to exceed \$10,000

Dayle McIntosh Center:

During Regular Hours	\$ 64/hour
Before 7:00am or after 7:00pm	\$ 85/hour
Less Than Three Days Notice	\$ 85/hour
Requests of Legal Nature	\$ 85/hour
Services to Deaf/Blind Individuals	\$ 85/hour
Less Than 24-Hours Notice	\$ 120/hour

Total cost of contract not to exceed \$5,000

Goodwill Industries of Orange County (ATEC):

Assessments (nine hours minimum)	\$ 105/hour
Trial Period, Programming, Preparation & Training	\$ 105/hour
IEP, Telephone Conference, Consultation Services	\$ 105/hour
Travel Time (round trip within catchment area only)	\$ 25/hour
Mileage	Current IRS Rate
Professional Development Training	\$ 105/hour

Total cost of contract not to exceed \$5,000

Secure Transportation

Origination fee	\$ 30/each
Price per mile	\$ 2.50/mile

Fee per student	\$ 1/each
Wheelchair	\$ 15/each
Minimum charge	\$ 65/each
Total cost of contract not to exceed \$50,000	

A copy of each contract is available in the Superintendent's Office for review.

Rationale: Specific services are often not available within the District or Nonpublic Agency and, as such, these providers are used on a limited basis.

Funding: Total cost of these contracts is to be in the amount of the Independent Contractor Agreements and is to be paid from the Special Education General Fund.

Recommendation: Approve 2018/2019 Independent Contractor Agreements with Allied Interpreting Service, Inc., Child Shuttle, Dayle McIntosh Center, Goodwill Industries of Orange County (ATEC), and Secure Transportation.

EF:RG:kk

CONSENT ITEM

DATE: June 19, 2018

TO: Robert Pletka, Ed.D., District Superintendent

FROM: Emy Flores, Ed.D., Assistant Superintendent, Educational Services

PREPARED BY: Robin Gilligan, Director, Student Support Services

SUBJECT: APPROVE 2018/2019 NONPUBLIC AGENCY MASTER CONTRACTS WITH BEHAVIORAL HEALTH WORKS, INC., CORNERSTONE THERAPIES, RUSSO FLECK & ASSOCIATES, AND SPEECH BANANAS

Background: These nonpublic agencies support student educational programs through a variety of services, which may include occupational therapy, physical therapy, behavioral intervention, etc.

The rates for these nonpublic agencies are as follows:

Behavioral Health Works, Inc.:

Behavior Intervention – Design or Planning	\$ 75/per 60 Min
Behavior Intervention - Implementation	\$ 65/per 60 Min
Counseling and Guidance	\$ 65/per 60 Min
Language and Speech	\$110/per 60 Min
Occupational Therapy	\$110/per 60 Min
Parent Counseling and Training	\$100/per 60 Min
Psychological Services	\$100/per 60 Min

Cornerstone Therapies:

OT/PT/SL (in school)	\$102.08/per 60 min
OT/PT/SL (in center)	\$ 86.75/per 60 min
OT/PT/SL (Consult off site)	\$120.57/per 60 min
Behavior Intervention (in school)	\$ 85.40/per 60 min
Behavior Intervention (in center)	\$ 75.35/per 60 min
Behavior Implementation (in school)	\$ 85.40/per 60 min
Behavior Implementation (in center)	\$ 75.35/per 60 min
Group Therapy	\$ 45.21/per 60 min
IEP Meeting	\$120.57/per 60 min
Evaluations (not including IEP)	\$ 800/per 6 hours
	\$ 90/per each add 60 min
Travel Time	\$ 40/per 60 min

Russo, Fleck & Associates

OT/PT, treatment, consultation, collaboration	\$ 86.34/per 60 min
Evaluations, IEP attendance, travel, paperwork	

Speech Bananas:

Auditory-Verbal Therapy	\$ 150/per 60 min
Auditory-Verbal Therapy	\$ 225/per 90 min
IEP Attendance	\$ 150 /per 60 min

A copy of each contract is available in the Superintendent's Office for review.

Rationale: Nonpublic agency services are utilized when the District does not have the ability to have staff in the area of service. While we are working to provide most services within the District, it is necessary to contract outside for certain services.

Funding: Total cost of this contract is to be in the amount of the individualized service contracts and is to be paid from Special Education General Fund.

Recommendation: Approve 2018/2019 Nonpublic Agency Master Contracts with Behavioral Health Works, Inc., Cornerstone Therapies, Russo Fleck & Associates, and Speech Bananas.

EF:RG:kk

CONSENT ITEM

DATE: June 19, 2018

TO: Robert Pletka, Ed.D., District Superintendent

FROM: Emy Flores, Ed.D., Assistant Superintendent, Educational Services

PREPARED BY: Robin Gilligan, Director, Student Support Services

SUBJECT: APPROVE 2018/2019 NONPUBLIC SCHOOL MASTER CONTRACTS WITH BEACON DAY SCHOOL, BLIND CHILDREN’S LEARNING CENTER, OLIVE CREST ACADEMY, SPECTRUM CENTER – ROSSIER PARK SCHOOLS, AND SPEECH AND LANGUAGE DEVELOPMENT CENTER

Background: These nonpublic schools serve those students who are unable to receive a Free and Appropriate Public Education (FAPE) within those programs offered in the District, due to the severity of the disability or the fact that the student is a danger to self and others.

The rates for these nonpublic schools are as follows:

Beacon Day School:

Basic Education Program/Special Education Instruction	\$208.19/per day
Behavior Intervention	\$ 55/per hour
Behavior Intervention Supervision	\$ 65/per 1-30 minutes
Functional Behavioral Analysis	\$ 65/per 1-30 minutes
Behavior Intervention / LVN	\$ 55/per hour
Instruction In Home or Hospital	\$ 55/per hour
Adapted Physical Education	\$ 65/per 1-30 minutes
Language and Speech	\$ 65/per 1-30 minutes
Occupational Therapy and Physical Therapy	\$ 70/per 1-30 minutes
Counseling and Guidance, Individual	\$ 65/per 1-30 minutes
Counseling and Guidance, Group	\$ 50/per 1-30 minutes
Parent Counseling	\$ 65/per 1-30 minutes
Transportation + \$2.50 per mile	\$ 90 + 2.50/mile per day
Behavior Intervention During Transportation	\$ 90/per day

Blind Children’s Learning Center:

Basic Education Program/Special Education Instruction	\$155.26/per day
Occupational Therapy	\$102/per hour
Physical Therapy	\$102/per hour
Speech Language Therapy	\$103.51/per hour
Orientation and Mobility	\$102/per hour
Psychological Testing/Counseling	\$102/per hour
Vision – Evaluation, Assessment, Itinerant	\$102/per hour
Braille Transcribing	\$102/per hour
Infant Family Focus Program	\$102/per hour
Instructional Aide	\$ 15/per hour

A copy of each contract is available in the Superintendent's Office for review.

Rationale: The nonpublic schools referenced above are utilized when all other educational placements for the student have been implemented.

Funding: Total cost of these contracts is to be in the amount of the individual service agreements to be paid from Student Support Services budget funds (#710 and #504).

Recommendation: Approve 2018/2019 Nonpublic School Master Contracts with Beacon Day School, Blind Children's Learning Center, Olive Crest Academy, Spectrum Center – Rossier Park Schools, and Speech and Language Development Center.

EF:RG:kk

CONSENT ITEM

DATE: June 19, 2018
TO: Robert Pletka, Ed.D., District Superintendent
FROM: Chad Hammitt Ed.D., Assistant Superintendent, Personnel Services
PREPARED BY: Chanjira Luu, Director, Classified Personnel Services
SUBJECT: APPROVE CLASSIFIED TUITION REIMBURSEMENT

Background: Costs incurred by classified employees due to class or workshop attendance are reimbursed pursuant to contract language. Reimbursement is approved for coursework that improves employee skills or is of benefit to the District.

Lucero Larios – Class taken at California State University, Fullerton -Intermediate Accounting/Advanced Business Communication
Total amount payable \$500

Rationale: The Tuition Reimbursement Program offers an opportunity for professional growth to classified employees. Acceptable proof of incurred costs and program completion are also required and verified by Classified Personnel.

Funding: Employee reimbursements are funded from the District's Classified Employees' Tuition Reimbursement (Unrestricted General Fund) for the 2018/2019 fiscal year. \$5,000 is a contract language mandate and is budgeted annually for such expenses.

Recommendation: Approve Classified tuition reimbursement.

CH:CL:yd

CONSENT ITEM

DATE: June 19, 2018

TO: Robert Pletka, Ed.D., District Superintendent

FROM: Jay McPhail, Assistant Superintendent, Innovation and Instructional Support

SUBJECT: APPROVE CONTRACT BETWEEN CLASSLINK AND FULLERTON SCHOOL DISTRICT FOR THE 2018/2019 SCHOOL YEAR

Background: Fullerton School District (FSD) has deployed mobile devices to students district-wide. These devices allow students to do school work as well as access educational content both at school and at home. Many of the educational sites containing this content require separate user accounts. This requires students to have multiple usernames and passwords for the various websites and applications.

Rationale: Students having multiple usernames and passwords has caused some confusion particularly with the younger students. ClassLink software will allow students to have one login to access most of the web sites and applications they are required to use. Having only one username and password to access services will simplify their workflow. This should reduce the amount of technical support provided to both staff and students.

Funding: The total cost is not to exceed \$30,500 and will be paid from the Innovation and Instructional Support budget 409.

Recommendation: Approve contract between ClassLink and Fullerton School District for the 2018/2019 school year.

JM:kv
Attachment



Quote

Company Address 45 East Madison Ave. Suite 7
Clifton, NJ 07011

Fax (973) 546-5981

Prepared By SalesAdmin

Phone (862) 225-1503

Email salesadmin@classlink.com

Created Date 4/2/2018

Expiration Date 9/30/2018

Quote Number 00004096

Grand Total \$30,500.00

Contact Name Jay McPhail

Phone (714) 447-7478

Email jmcphail@myfsd.org

Fax (714) 447-7414

Bill To 1401 WEST VALENCIA DR
FULLERTON, CA 92833
United States

Ship To Name Fullerton SD (CA, 92833)

Product	Product Description	Line Item Description	Sales Price	Quantity	Total Price
ClassLink 10,001-15,000	Annual Site License-per user (10,001-15,000 users)	ClassLink Annual Software License from 8/1/2018 - 7/31/2019	\$2.00	15,000.00	\$30,000.00
ClassLink Roster Server Hosting		2018-19 Annual Roster Server Hosting	\$500.00	1.00	\$500.00

Total Price \$30,500.00

Quote valid for 30 days.

Multi-Year Discounts require payment in full for all years included within 30 days of invoice date

Proposal supersedes all other proposals. Fax purchase order to 973.546.5981 or email accounting@classlink.com.

CONSENT ITEM

DATE: June 19, 2018

TO: Robert Pletka, Ed.D., District Superintendent

FROM: Jay McPhail, Assistant Superintendent, Innovation and Instructional Support

SUBJECT: APPROVE CONTRACT BETWEEN FULLERTON SCHOOL DISTRICT AND COMPANION CORPORATION FOR THE 2018/2019 SCHOOL YEAR

Background: Fullerton School District (FSD) has used COMPanion Corporation's Alexandria Software over the last 12 years to manage Library and Media Assets. This is a continuation of our services with Alexandria.

Rationale: Alexandria Software is a Districtwide asset management system that tracks devices, books, textbooks, and eBooks. FSD has used Alexandria in the library media centers since 2001.

Funding: Total cost is not to exceed \$32,445 and will be paid from the Innovation and Instructional Support budget 409.

Recommendation: Approve contract between Fullerton School District and COMPanion Corporation for the 2018/2019 school year.

JM:kv
Attachment



Proposal

Prepared for

Fullerton School District
1401 W. Valencia Drive
Fullerton, CA 92833

Proposal Number 59828

Prepared On 5/2/2018

Proposal Prepared By Jenessa Everett

Proposal Expires On 7/31/2018

COMPanion Corporation
1831 Fort Union Blvd
Salt Lake City, Utah 84121
Toll-Free: 1-800-347-6439
Toll-Free Fax: 1-888-515-3883
www.companioncorp.com

Software and Hardware

E8888	SIS Integration K-12	\$350.00	21	\$7,350.00
	Clever, Alexandria FTP(S), SSO, LDAP			
S7439	Centralized v7 Cloud Hosted Subscription	\$1,195.00	21	\$25,095.00
	Due August 4, 2018			
	After one year annual subscription is \$30,345			

Software & Hardware Total \$32,445.00

Professional Services

Professional Services Total

 Subtotal \$32,445.00

 Shipping and Processing \$0.00

Proposal Grand Total \$32,445.00

Terms

This proposal expires on 7/31/2018. Items in the Additional Software/Services section of the proposal included for Customer consideration only and are not included in the proposal Grand Total.

Intent to Purchase

The following authorized signature represents our intent to purchase the proposed product and services. By indicating our intent, we understand this pricing will be valid only until 7/31/2018.

Signature

Date

Additional Software/Services

Additional Software/Services Total

CONSENT ITEM

DATE: June 19, 2018

TO: Robert Pletka, Ed.D., District Superintendent

FROM: Jay McPhail, Assistant Superintendent, Innovation & Instructional Support

SUBJECT: **APPROVE INDEPENDENT CONTRACTOR AGREEMENT BETWEEN FULLERTON SCHOOL DISTRICT AND K5, LLC TO PROVIDE CODING, DATA DASHBOARDS AND OTHER CRITICAL COMPONENTS FOR DISTRICT'S PROGRAMS FOR THE 2018/2019 SCHOOL YEAR**

Background: Mr. Robert C. Chattin is a certified Ruby on Rails coding engineer and will provide backend coding required in several Fullerton School District (FSD) technical programs to provide data dashboards and other critical components needed. Ruby on Rails is a specialized coding program and a consultant is needed to complete this work.

Rationale: FSD recognizes that the ability to innovate with technology is important for students' future success and ability to make a difference in a global society. FSD aims to engage students in innovation, creativity, and computer science through App development. Participating students will go through Android App development utilizing Android Studios from Google to learn Java and XML students will have the unique opportunity to get a head start in coding principles and the High School *AP Computer Science A* curriculum.

Funding: Total cost is not to exceed \$15,000 and will be paid from the Innovation and Instructional Support budget 409.

Recommendation: Approve Independent Contractor Agreement between Fullerton School District and K5, LLC to provide coding, data dashboards and other critical components for District's programs for the 2018/2019 school year.

JM:kv
Attachment

2018-2019 INDEPENDENT CONTRACTOR AGREEMENT

This Agreement is hereby entered into between the Fullerton School District, hereinafter referred to as "District," and K5, LLC
Name of Independent Contractor

hereinafter referred to as "Contractor."

WHEREAS, District is authorized by Section 53060 of the California Government Code to contract with and employ any persons for the furnishing of special Services and advice in financial, economic, accounting, engineering, legal or administrative matters, if such persons are specially trained and experienced and competent to perform the special Services required;

WHEREAS, District is in need of such special services and advice; and

WHEREAS, Contractor is specially trained and experienced and competent to perform the special Services required by the District, and such services are needed on a limited basis;

NOW, THEREFORE, the parties agree as follows:

1. Services to be provided by Contractor. Contractor shall provide **backend coding required in several Fullerton School District technical programs to provide data dashboards and other critical components needed** hereinafter referred to as "Services."
2. Term. Contractor shall commence providing Services under this Agreement on **July 1, 2018**, and will diligently perform as required and complete performance by **June 30, 2019**.
3. Compensation. District agrees to pay the Contractor for Services satisfactorily rendered pursuant to this Agreement a total fee not to exceed **Fifteen Thousand Dollars (\$15,000) at the hourly rate of \$150**. District shall pay Contractor according to the following terms and conditions:
Contractor shall submit a detailed invoice to the District. Payment for Services will only be made if Services have been satisfactorily rendered under the terms of this Agreement.
4. Expenses. District shall not be liable to Contractor for any costs or expenses paid or incurred by Contractor in performing Services for District, except as follows:
N/A
5. Independent Contractor. Contractor, in the performance of the Services pursuant to this Agreement, shall be and act as an independent Contractor. Contractor understands and agrees that he/she and all of his/her employees shall not be considered officers, employees or agents of the District, and are not entitled to benefits of any kind or nature normally provided employees of the District and/or to which District's employees are normally entitled, including, but not limited to, State Unemployment Compensation or Workers' Compensation. Contractor assumes the full responsibility for the acts and/or omissions of his/her employees or agents as they relate to the Services to be provided under this Agreement. Contractor shall assume full responsibility for payment of all federal, state and local taxes or contributions, including unemployment insurance, social security and income taxes with respect to Contractor's employees.

6. Materials. Contractor shall furnish, at its own expense, all labor, materials, equipment, supplies and other items necessary to complete the Services to be provided pursuant to this Agreement, except as follows:

Contractor's Services will be performed, findings obtained, reports and recommendations prepared in accordance with generally and currently accepted principles and practices of his/her profession.

7. Originality of Services/Intellectual Property. Contractor agrees that all technologies, formulae, procedures, processes, methods, ideas, and dialogue, prepared for and submitted by Contractor to the District in connection with the Services set forth in this Agreement, shall be wholly original to Contractor and shall not be copied in whole or in part from any other source, except that submitted to Contractor by District as a basis for such Services. Contractor further agrees that all writings, materials, compositions, recordings, teleplays, and/or video productions prepared for, written for, or otherwise (hereinafter referred to as "Content") submitted by Contractor to the District and/or used in connection with the Services set forth in this Agreement, reflect the intellectual property of, and copyright interests held by District and shall not be copied or used in whole or in part by Contractor without District's express written permission. Contractor understands and agrees that all Content produced under this Agreement is the property of District and cannot be used without District's express written permission. Contractor acknowledges and agrees that District shall have all right, title and interest in said Content, including the right to secure and maintain the copyright, trademark and/or patent of said Content in the name of the District.

8. Standard for Performance of Services. The parties acknowledge that the District, in selecting the Contractor to perform the Services hereunder, is relying upon the Contractor's reputation for excellence in the performance of the Services required hereunder. The Contractor shall perform the Services in the manner of one who is a recognized specialist in the types of services to be performed. Time is of the essence in this Agreement. All deadlines set forth in the Agreement are binding and may be modified only by subsequent written agreement of the parties.

9. Termination. District may, at any time, with or without reason, terminate this Agreement and compensate Contractor only for Services satisfactorily rendered to the date of termination. Written notice by District shall be sufficient to stop further performance of Services by Contractor. Notice shall be deemed given when received by the Contractor or no later than three days after the day of mailing, whichever is sooner.

District may terminate this Agreement upon giving of written notice of intention to terminate for cause. Cause shall include: (a) material violation of this Agreement by the Contractor; or (b) any act by Contractor exposing the District to liability to others for personal injury or property damage; or (c) Contractor is adjudged a bankrupt, Contractor makes a general assignment for the benefit of creditors or a receiver is appointed on account of Contractor's insolvency. Written notice by District shall contain the reasons for such intention to terminate and unless within thirty (30) days after service of such notice the condition or violation shall cease, or satisfactory arrangements for the correction thereof be made, this Agreement shall upon the expiration of the thirty (30) days cease and terminate. In the event of such termination, the District may secure the required Services from another Contractor. If the cost to the District exceeds the cost of providing the service pursuant to this Agreement, the excess cost shall be charges to and collected from the Contractor. The foregoing

provisions are in addition to and not a limitation of any other rights or remedies available to District. Written notice by District shall be deemed given when received by the other party, or no later than three days after the day of mailing, whichever is sooner.

10. Hold Harmless. Contractor agrees to and does hereby indemnify, hold harmless and defend the District and its governing board, officers, employees and agents from every claim or demand made and every liability, loss, damage or expense, of any nature whatsoever, which may be incurred by reason of:

(a) Liability for damages for: (1) death or bodily injury to person; (2) injury to, loss or theft of property; or (3) any other loss, damage or expense arising out of (1) or (2) above, sustained by the Contractor or any person, firm or corporation employed by the Contractor, either directly or by independent contract, upon or in connection with the Services called for in this Agreement, however caused, except for liability for damages referred to above which result from the sole negligence or willful misconduct of the District or its officers, employees or agents.

(b) Any injury to or death of any person(s), including the District's officers, employees and agents, or damage to or loss of any property caused by any act, neglect, default, or omission of the Contractor, or any person, firm or corporation employed by the Contractor, either directly or by independent contract, arising out of, or in any way connected with, the Services covered by this Agreement, whether said injury or damage occurs either on or off District's property, except for liability for damages which result from the sole negligence or willful misconduct of the District or its officers, employees or agents.

(c) Any liability for damages which may arise from the furnishing or use of any copyrighted or uncopyrighted matter or patented or unpatented invention under this Agreement.

11. Insurance. Contractor shall insure Contractor's activities in connection with the Services under this Agreement and agrees to carry insurance to ensure Contractor's ability to adhere to the indemnification requirements under this Agreement.

11.1 Contractor shall, at Contractor's sole cost and expense, maintain in full force and effect the following insurance coverage from a California licensed insurer with an A, VIII, or better rating from A.M. Best or an approved self insurance program, sufficient to cover any claims, damages, liabilities, costs and expenses (including attorney fees) arising out of or in connection with Contractor's fulfillment of the obligations under this Agreement:

a. Comprehensive or Commercial Form General Liability Insurance, including bodily injury, property damage and contractual liability with minimum limits as follows:

(1)	Each Occurrence	\$1,000,000
(2)	Products/Completed Operations Aggregate	\$1,000,000
(3)	Personal and Advertising Injury	\$1,000,000

- (4) General Aggregate (Not Applicable to the Comprehensive Form) \$1,000,000

The policy may not contain an exclusion for coverage of claims arising from claims for sexual molestation or abuse. This policy shall include or be endorsed to include abuse and molestation coverage of at least \$3,000,000 or each occurrence.

b. Business Automobile Liability Insurance for owned, scheduled, non-owned, or hired automobiles with a combined single limit not less than \$1,000,000 per occurrence. (Required only if the Contractor drives on behalf of the District in the course of performing Services.)

c. Professional Liability Insurance with a limit of \$1,000,000 per occurrence, if applicable.

d. Workers' Compensation and Employers Liability Insurance in a form and amount covering Contractor's full liability under the California Workers' Compensation Insurance and Safety Act and in accordance with applicable state and federal laws. The policy shall be endorsed with the insurer's waiver of rights of subrogation against the District.

e. Employment Practices Liability (EPL) and Directors and Officers (D&O) coverage with the following limits: \$1,000,000 per occurrence

It should be expressly understood, however, that the coverage and limits referred to under a., b. and c. above shall not in any way limit the liability of the Contractor.

- 11.2 No later than five (5) days from execution of this Agreement by the District and Contractor, and prior to commencing the Services under this Agreement, Contractor shall provide District with certificates of insurance evidencing all coverages and endorsements required hereunder.

Contractor shall provide prior written notice to the District thirty (30) days in advance of any non-renewal, cancellation, or modification of the required insurance. The certificates of insurance providing the coverages referred to in clauses a and b above shall name District, its Governing Board, officers, and employees, as additional insureds with appropriate endorsements. In addition, the certificates of insurance shall include a provision stating "Such insurance as is afforded by this policy shall be primary, and any insurance carried by District shall be excess and noncontributory." Failure to maintain the above mentioned insurance coverages shall be cause for termination of this Agreement.

12. Assignment. The obligations of the Contractor pursuant to this Agreement shall not be assigned by the Contractor.

13. Compliance With Applicable Laws. The Services completed herein must meet the approval of the District and shall be subject to the District's general right of inspection to secure the satisfactory completion thereof. Contractor agrees to comply with all federal, state and local laws, rules, regulations and ordinances that are now or may in the future become applicable to Contractor, Contractor's business, the Services, equipment and personnel engaged in Services covered by this Agreement or accruing out of the performance of such Services.

13.1 Fingerprinting. Contractor shall comply with the requirements of California Education Code section 45125.1, and shall provide to District all criminal background clearance(s) through fingerprints for Contractor (and all Contractor employees, if any) as required by the District. The District may require the Contractor and Contractors' employees to submit to additional criminal background checks at the District's sole and absolute discretion.

13.2 Tuberculosis Testing. Contractor and Contractor's employees, if any, providing Services to students shall provide evidence of appropriate tuberculosis screening prior to the performance of the Services and provide annual certification thereafter. Contractor shall complete and submit to District any required documentation to verify compliance.

14. Permits/Licenses. Contractor and all Contractor's employees or agents shall secure and maintain in force such permits and licenses as are required by law in connection with the furnishing of Services pursuant to this Agreement.

15. Employment With Public Agency. Contractor, if an employee of another public agency, agrees that Contractor will not receive salary or remuneration, other than vacation pay, as an employee of another public agency for the actual time in which Services are actually being performed pursuant to this Agreement.

16. Entire Agreement/Amendment. This Agreement and any exhibits attached hereto constitute the entire Agreement among the parties to it and supersedes any prior or contemporaneous understanding or Agreement with respect to the Services contemplated, and may be amended only by a written amendment executed by both parties to the Agreement. This Agreement incorporates by this reference, any exhibits, which are attached hereto and incorporated herein.

17. Nondiscrimination. Contractor agrees that it will not engage in unlawful discrimination in employment of persons because of race, ethnicity, religion, nationality, disability, gender, sex, marital status, age, or other characteristics protected by federal or state laws of such persons.

18. Non Waiver. The failure of District or Contractor to seek redress for violation of, or to insist upon, the strict performance of any term or condition of this Agreement, shall not be deemed a waiver by that party of such term or condition, or prevent a subsequent similar act from again constituting a violation of such term or condition.

19. Notice. All notices or demands to be given under this Agreement by either party to the other shall be in writing and given either by: (a) personal service or (b) by U.S. Mail, mailed either by registered or certified mail, return receipt requested, with postage prepaid. Service shall be

considered given when received if personally served or if mailed on the third day after deposit in any U.S. Post Office. The address to which notices or demands may be given by either party may be changed by written notice given in accordance with the notice provisions of this section. At the date of this Agreement, the addresses of the parties are as follows:

District:
Fullerton School District
1401 W. Valencia Drive
Fullerton, CA 92833

Contractor:
K5, LLC
Address on File

20. Severability. If any term, condition or provision of this Agreement is held by a court of competent jurisdiction to be invalid, void, or unenforceable, the remaining provisions will nevertheless continue in full force and effect, and shall not be affected, impaired or invalidated in any way.

21. Attorney Fees/Costs. Should litigation be necessary to enforce any terms or provisions of this Agreement, then each party shall bear its own litigation and collection expenses, witness fees, court costs, and attorneys' fees.

22. Headings. The headings contained in this Agreement are provided exclusively for reference and the convenience of the Parties. No legal significance of any type shall be attached to the headings.

23. Counterparts. This Agreement may be signed and delivered in two counterparts, each of which, when so signed and delivered, shall be an original, but such counterparts together shall constitute the one instrument that is the Agreement, and the Agreement shall not be binding on any party until all Parties have signed it.

24. Authorized Signatures. The individual signing this Agreement warrants that he/she is authorized to do so. The Parties understand and agree that a breach of this warranty shall constitute a breach of the Agreement and shall entitle the non-breaching party to all appropriate legal and equitable remedies against the breaching party.

25. Governing Law. The terms and conditions of this Agreement shall be governed by the laws of the State of California with venue in Orange County, California. This Agreement is made in and shall be performed in Orange County, California.

This Agreement is entered into this 19th day of June, 2018.

FULLERTON SCHOOL DISTRICT

K5, LLC
(Contractor Name)

By: _____
(Signature)

By: _____
(Signature)

Robert Pletka, Ed.D.
Superintendent

Consultant

On File
Taxpayer Identification Number

CONSENT ITEM

DATE: June 19, 2018

TO: Robert Pletka, Ed.D., District Superintendent

FROM: Jay McPhail, Assistant Superintendent, Innovation and Instructional Support

SUBJECT: **APPROVE SERVICE AGREEMENT BETWEEN FULLERTON SCHOOL DISTRICT AND POWERSCHOOL GROUP, LLC, FOR POWERSCHOOL STUDENT INFORMATION SYSTEM AND POWERSCHOOL LEARNING MANAGEMENT SYSTEM FOR 2018/2019 SCHOOL YEAR**

Background: For the past 13 years Fullerton School District (FSD) has used PowerSchool for the student information system (SIS). The District pays support service and software upgrades for PowerSchool annually. The services agreement is ongoing with a yearly option to renew.

Teachers within FSD are using PowerSchool Learning to provide instruction, student discussion forums, differentiated instruction and student-created content, homework, practice exams, student blogs, and more.

Rationale: For continuity of support and student data, FSD should continue to maintain the services and support agreement with PowerSchool Group, LLC, to support the PowerSchool SIS. PowerSchool Learning will provide FSD with the services to provide online learning environments and teacher web pages for the District.

Funding: Total cost is not to exceed \$148,196 and will be paid from the Innovation and Instructional Support budget 409.

Recommendation: Approve service agreement between Fullerton School District and PowerSchool Group, LLC, for PowerSchool Student Information System and PowerSchool Learning Management System for 2018/2019 school year.

JM:kv
Attachment

Prepared By:
 Customer Name: Fullerton School District
 Enrollment: 13,228
 Contract Term: 12 Months
 Start Date: 7/1/2018
 End Date: 6/30/2019

Customer Contact:
 Title:
 Address: 1401 W Valencia Dr
 City: Fullerton
 State/Province: California
 Zip Code: 92833
 Phone #:

Product Description	Quantity	Unit	Unit Price	Extended Price
---------------------	----------	------	------------	----------------

License and Subscription Fees				
PS Learning Management System	15,000.00	Students	USD 5.25	USD 78,750.00
PS SIS M&S Recurring	13,355.00	Students	USD 5.20	USD 69,446.00

License and Subscription Totals: **USD 148,196.00**

Year One Total	USD 148,196.00
-----------------------	-----------------------

On-Going PowerSchool Subscription/Maintenance & Support Fees are invoiced at then current rates & enrollment per terms of the Licensed Product and Services Agreement, which may be subject to an annual increase after the first year for non-multi-year contracts and/or enrollment increases.

Any applicable state sales tax has not been added to this quote. Subscription Start and expiration Dates shall be as set forth above, which may be delayed based upon the date that PowerSchool receives your purchase order.

In the event that this quote includes promotional pricing, such promotional pricing may not be valid for the entire period stated on this quote.

All invoices shall be paid within thirty (30) days of the date of invoice.

All purchase orders must contain the exact quote number stated within. Customer agrees that purchase orders are for administrative purposes only and shall not impact the terms or conditions reflected in this quote and the applicable PowerSchool Licensed Product and Services Agreement.

This quote is subject to and incorporates the terms and conditions of the PowerSchool Licensed Product and Services Agreement found at <https://www.powerschool.com/customer-contract-terms-and-conditions-us-6-2-17/>

CONSENT ITEM

DATE: June 19, 2018

TO: Robert Pletka, Ed.D., District Superintendent

FROM: Jay McPhail, Assistant Superintendent, Innovation and Instructional Support

SUBJECT: **APPROVE INDEPENDENT CONTRACTOR AGREEMENT BETWEEN FULLERTON SCHOOL DISTRICT AND THRIVELY INC., FOR THE 2018/2019 SCHOOL YEAR**

Background: Fullerton School District (FSD) has been exploring different methods of identifying students learning styles, passions, and interests. Thrively Inc. is an online tool that provides a student learner profile that can be used by students, parents, and teachers to help students better understand themselves and their future options.

Rationale: Thrively Inc. has developed an easy to use online tool that helps identify student learning profiles, identify student passions and possible interests by showcasing “day in the life” videos of various professions. FSD will provide Thrively as a tool to all students and staff to better understand and guide our students to their futures.

Funding: Total cost is not to exceed \$20,000 and is to be paid from the Innovation and Instructional Support budget 409.

Recommendation: Approve Independent Contractor Agreement between Fullerton School District and Thrively Inc., for the 2018/2019 school year.

JM:kv
Attachment

2018-2019 INDEPENDENT CONTRACTOR AGREEMENT

This Agreement is hereby entered into between the Fullerton School District, hereinafter referred to as "District," and Bloom Software, dba Thrively, hereinafter referred to as "Contractor."

WHEREAS, District is authorized by Section 53060 of the California Government Code to contract with and employ any persons for the furnishing of special Services and advice in financial, economic, accounting, engineering, legal or administrative matters, if such persons are specially trained and experienced and competent to perform the special Services required;

WHEREAS, District is in need of such special services and advice; and

WHEREAS, Contractor is specially trained and experienced and competent to perform the special Services required by the District, and such services are needed on a limited basis;

NOW, THEREFORE, the parties agree as follows:

1. Services to be provided by Contractor. Contractor shall provide access to the Thrively Personalized Learning Platform along with all content bundled into the Thrively Pro Plan that enables students to complete a self-assessment of strengths and interests and create a digital portfolio to track courses, lessons, projects, exercises, and activities pursued to explore and develop those interests and strengths. The platform includes a dashboard for teachers plus school and district staff to assess and direct the progress of students and groups of students, and provide feedback on student activities as they are completed. Thrively will also conduct 15 hours of scheduled professional development seminars for teachers through webinars or onsite visits, and also provide online support through FAQs, other informational materials, and email responses to inquiries. These items are hereinafter referred to as "Services."
2. Term. Contractor shall commence providing Services under this Agreement on July 1st, 2018, and will diligently perform as required and complete performance by June 30, 2019.
3. Compensation. District agrees to pay the Contractor for Services satisfactorily rendered pursuant to this Agreement a total fee not to exceed **Twenty Thousand Dollars (\$20,000.00)** (note: the \$100/hour cost of professional development for 15 hours is included in the total fee). District shall pay Contractor according to the following terms and conditions: Contractor shall submit a detailed invoice to the District. Payment for Services will only be made if Services have been satisfactorily rendered under the terms of this Agreement.
4. Expenses. District shall not be liable to Contractor for any costs or expenses paid or incurred by Contractor in performing Services for District, except as follows: **(Describe in detail the reimbursable expenses that District will pay to Contractor i.e. air travel, mileage, accommodations, meals, etc., or indicate N/A.)** N/A

5. Independent Contractor. Contractor, in the performance of the Services pursuant to this Agreement, shall be and act as an independent Contractor. Contractor understands and agrees that he/she and all of his/her employees shall not be considered officers, employees or agents of the District, and are not entitled to benefits of any kind or nature normally provided employees of the District and/or to which District's employees are normally entitled, including, but not limited to, State Unemployment Compensation or Workers' Compensation. Contractor assumes the full responsibility for the acts and/or omissions of his/her employees or agents as they relate to the Services to be provided under this Agreement. Contractor shall assume full responsibility for payment of all federal, state and local taxes or contributions, including unemployment insurance, social security and income taxes with respect to Contractor's employees.

6. Materials. Contractor shall furnish, at its own expense, all labor, materials, equipment, supplies and other items necessary to complete the Services to be provided pursuant to this Agreement, except as follows:

Contractor's Services will be performed, findings obtained, reports and recommendations prepared in accordance with generally and currently accepted principles and practices of his/her profession.

7. Originality of Services/Intellectual Property. Contractor agrees that all technologies, formulae, procedures, processes, methods, ideas, and dialogue, prepared for and submitted by Contractor to the District in connection with the Services set forth in this Agreement, shall be wholly original to Contractor and shall not be copied in whole or in part from any other source, except that submitted to Contractor by District as a basis for such Services. Contractor further agrees that all writings, materials, compositions, recordings, teleplays, and/or video productions prepared for, written for, or otherwise (hereinafter referred to as "Content") submitted by Contractor to the District and/or used in connection with the Services set forth in this Agreement, reflect the intellectual property of, and copyright interests held by District and shall not be copied or used in whole or in part by Contractor without District's express written permission. Contractor understands and agrees that all Content produced under this Agreement is the property of District and cannot be used without District's express written permission. Contractor acknowledges and agrees that District shall have all right, title and interest in said Content, including the right to secure and maintain the copyright, trademark and/or patent of said Content in the name of the District.

8. Standard for Performance of Services. The parties acknowledge that the District, in selecting the Contractor to perform the Services hereunder, is relying upon the Contractor's reputation for excellence in the performance of the Services required hereunder. The Contractor shall perform the Services in the manner of one who is a recognized specialist in the types of services to be performed. Time is of the essence in this Agreement. All deadlines set forth in the Agreement are binding and may be modified only by subsequent written agreement of the parties.

9. Termination. District may, at any time, with or without reason, terminate this Agreement and compensate Contractor only for Services satisfactorily rendered to the date of termination. Written notice by District shall be sufficient to stop further performance of Services by Contractor. Notice shall be deemed given when received by the Contractor or no later than three days after the day of mailing, whichever is sooner.

District may terminate this Agreement upon giving of written notice of intention to terminate for cause. Cause shall include: (a) material violation of this Agreement by the Contractor; or (b) any act by Contractor exposing the District to liability to others for personal injury or property damage; or (c) Contractor is adjudged a bankrupt, Contractor makes a general assignment for the benefit of creditors or a receiver is appointed on account of Contractor's insolvency. Written notice by District shall contain the reasons for such intention to terminate and unless within thirty (30) days after service of such notice the condition or violation shall cease, or satisfactory arrangements for the correction thereof be made, this Agreement shall upon the expiration of the thirty (30) days cease and terminate. In the event of such termination, the District may secure the required Services from another Contractor. If the cost to the District exceeds the cost of providing the service pursuant to this Agreement, the excess cost shall be charges to and collected from the Contractor. The foregoing provisions are in addition to and not a limitation of any other rights or remedies available to District. Written notice by District shall be deemed given when received by the other party, or no later than three days after the day of mailing, whichever is sooner.

10. Hold Harmless. Contractor agrees to and does hereby indemnify, hold harmless and defend the District and its governing board, officers, employees and agents from every claim or demand made and every liability, loss, damage or expense, of any nature whatsoever, which may be incurred by reason of:

(a) Liability for damages for: (1) death or bodily injury to person; (2) injury to, loss or theft of property; or (3) any other loss, damage or expense arising out of (1) or (2) above, sustained by the Contractor or any person, firm or corporation employed by the Contractor, either directly or by independent contract, upon or in connection with the Services called for in this Agreement, however caused, except for liability for damages referred to above which result from the sole negligence or willful misconduct of the District or its officers, employees or agents.

(b) Any injury to or death of any person(s), including the District's officers, employees and agents, or damage to or loss of any property caused by any act, neglect, default, or omission of the Contractor, or any person, firm or corporation employed by the Contractor, either directly or by independent contract, arising out of, or in any way connected with, the Services covered by this Agreement, whether said injury or damage occurs either on or off District's property, except for liability for damages which result from the sole negligence or willful misconduct of the District or its officers, employees or agents.

(c) Any liability for damages which may arise from the furnishing or use of any copyrighted or uncopied matter or patented or unpatented invention under this Agreement.

11. Insurance. Contractor shall insure Contractor's activities in connection with the Services under this Agreement and agrees to carry insurance to ensure Contractor's ability to adhere to the indemnification requirements under this Agreement.

11.1 Contractor shall, at Contractor's sole cost and expense, maintain in full force and effect the following insurance coverage from a California licensed insurer with an A, VIII, or better rating from A.M. Best or an approved self

insurance program, sufficient to cover any claims, damages, liabilities, costs and expenses (including attorney fees) arising out of or in connection with Contractor's fulfillment of the obligations under this Agreement:

a. Comprehensive or Commercial Form General Liability Insurance, including bodily injury, property damage and contractual liability with minimum limits as follows:

(1)	Each Occurrence	\$1,000,000
(2)	Products/Completed Operations Aggregate	\$1,000,000
(3)	Personal and Advertising Injury	\$1,000,000
(4)	General Aggregate (Not Applicable to the Comprehensive Form)	\$1,000,000

The policy may not contain an exclusion for coverage of claims arising from claims for sexual molestation or abuse. This policy shall include or be endorsed to include abuse and molestation coverage of at least \$3,000,000 or each occurrence.

b. Business Automobile Liability Insurance for owned, scheduled, non-owned, or hired automobiles with a combined single limit not less than \$1,000,000 per occurrence. (Required only if the Contractor drives on behalf of the District in the course of performing Services.)

c. Professional Liability Insurance with a limit of \$1,000,000 per occurrence, if applicable.

d. Workers' Compensation and Employers Liability Insurance in a form and amount covering Contractor's full liability under the California Workers' Compensation Insurance and Safety Act and in accordance with applicable state and federal laws. The policy shall be endorsed with the insurer's waiver of rights of subrogation against the District.

e. Employment Practices Liability (EPL) and Directors and Officers (D&O) coverage with the following limits: \$1,000,000 per occurrence

It should be expressly understood, however, that the coverage and limits referred to under a., b. and c. above shall not in any way limit the liability of the Contractor.

11.2 No later than five (5) days from execution of this Agreement by the District and Contractor, and prior to commencing the Services under this Agreement, Contractor shall provide District with certificates of insurance evidencing all coverages and endorsements required hereunder.

Contractor shall provide prior written notice to the District thirty (30) days in advance of any non-renewal, cancellation, or modification of the required insurance. The certificates of insurance providing the coverages referred to

in clauses a and b above shall name District, its Governing Board, officers, and employees, as additional insureds with appropriate endorsements. In addition, the certificates of insurance shall include a provision stating "Such insurance as is afforded by this policy shall be primary, and any insurance carried by District shall be excess and noncontributory." Failure to maintain the above mentioned insurance coverages shall be cause for termination of this Agreement.

12. Assignment. The obligations of the Contractor pursuant to this Agreement shall not be assigned by the Contractor.

13. Compliance With Applicable Laws. The Services completed herein must meet the approval of the District and shall be subject to the District's general right of inspection to secure the satisfactory completion thereof. Contractor agrees to comply with all federal, state and local laws, rules, regulations and ordinances that are now or may in the future become applicable to Contractor, Contractor's business, the Services, equipment and personnel engaged in Services covered by this Agreement or accruing out of the performance of such Services.

13.1 Fingerprinting. Contractor shall comply with the requirements of California Education Code section 45125.1, and shall provide to District all criminal background clearance(s) through fingerprints for Contractor (and all Contractor employees, if any) as required by the District. The District may require the Contractor and Contractor's employees to submit to additional criminal background checks at the District's sole and absolute discretion.

13.2 Tuberculosis Testing. Contractor and Contractor's employees, if any, providing Services to students shall provide evidence of appropriate tuberculosis screening prior to the performance of the Services and provide annual certification thereafter. Contractor shall complete and submit to District any required documentation to verify compliance.

14. Permits/Licenses. Contractor and all Contractor's employees or agents shall secure and maintain in force such permits and licenses as are required by law in connection with the furnishing of Services pursuant to this Agreement.

15. Employment With Public Agency. Contractor, if an employee of another public agency, agrees that Contractor will not receive salary or remuneration, other than vacation pay, as an employee of another public agency for the actual time in which Services are actually being performed pursuant to this Agreement.

16. Entire Agreement/Amendment. This Agreement and any exhibits attached hereto constitute the entire Agreement among the parties to it and supersedes any prior or contemporaneous understanding or Agreement with respect to the Services contemplated, and may be amended only by a written amendment executed by both parties to the Agreement. This Agreement incorporates by this reference, any exhibits, which are attached hereto and incorporated herein.

17. Nondiscrimination. Contractor agrees that it will not engage in unlawful discrimination in employment of persons because of race, ethnicity, religion, nationality, disability,

gender, sex, marital status, age, or other characteristics protected by federal or state laws of such persons.

18. Non Waiver. The failure of District or Contractor to seek redress for violation of, or to insist upon, the strict performance of any term or condition of this Agreement, shall not be deemed a waiver by that party of such term or condition, or prevent a subsequent similar act from again constituting a violation of such term or condition.

19. Notice. All notices or demands to be given under this Agreement by either party to the other shall be in writing and given either by: (a) personal service or (b) by U.S. Mail, mailed either by registered or certified mail, return receipt requested, with postage prepaid. Service shall be considered given when received if personally served or if mailed on the third day after deposit in any U.S. Post Office. The address to which notices or demands may be given by either party may be changed by written notice given in accordance with the notice provisions of this section. At the date of this Agreement, the addresses of the parties are as follows:

District:
Fullerton School District
1401 W. Valencia Drive
Fullerton, CA 92833

Contractor:
Girish Venkat
Address on file.

20. Severability. If any term, condition or provision of this Agreement is held by a court of competent jurisdiction to be invalid, void, or unenforceable, the remaining provisions will nevertheless continue in full force and effect, and shall not be affected, impaired or invalidated in any way.

21. Attorney Fees/Costs. Should litigation be necessary to enforce any terms or provisions of this Agreement, then each party shall bear its own litigation and collection expenses, witness fees, court costs, and attorneys' fees.

22. Headings. The headings contained in this Agreement are provided exclusively for reference and the convenience of the Parties. No legal significance of any type shall be attached to the headings.

23. Counterparts. This Agreement may be signed and delivered in two counterparts, each of which, when so signed and delivered, shall be an original, but such counterparts together shall constitute the one instrument that is the Agreement, and the Agreement shall not be binding on any party until all Parties have signed it.

24. Authorized Signatures. The individual signing this Agreement warrants that he/she is authorized to do so. The Parties understand and agree that a breach of this warranty shall constitute a breach of the Agreement and shall entitle the non-breaching party to all appropriate legal and equitable remedies against the breaching party.

25. Governing Law. The terms and conditions of this Agreement shall be governed by the laws of the State of California with venue in Orange County, California. This Agreement is made in and shall be performed in Orange County, California.

This Agreement is entered into this 26th day of June, 2018.

FULLERTON SCHOOL DISTRICT

THRIVELY

By: _____
(Signature)

By:  _____
(Signature)

Robert Pletka, Ed.D.
Superintendent

Girish
Founder and CEO

On File
Taxpayer Identification Number

CONSENT ITEM

DATE: June 19, 2018

TO: Robert Pletka, Ed.D., District Superintendent

FROM: Robert R. Coghlan, Ph.D., Assistant Superintendent, Business Services

PREPARED BY: Scott Schlabsz, Director, Facilities, Maintenance and Operations

SUBJECT: **AWARD CONTRACT 2018 FENCE REPLACEMENT-VARIOUS SITES, FSD-17-18-MF-01 FOR THE PURCHASE AND INSTALLATION OF VARIOUS TYPES OF FENCING INCLUDING BUT NOT LIMITED TO CHAIN LINK AND DECORATIVE METAL FENCING TO A-1 ENTERPRISES, INC., A-1 FENCE COMPANY**

Background: The Fullerton School District advertised for bids for 2018 fence replacement at various sites, FSD-17-18-MF-01. Eight contractors attended a mandatory job walk on June 5, 2018, and two contractors submitted a bid on June 14, 2018.

Due to increased security needs for students and staff, the Board of Trustees authorized the purchase and installation of various fencing materials for Fullerton Schools. The fencing will require the work of a licensed contractor to comply with installation of secured fencing requirements.

Pursuant to Public Contract Code section 20111(b), the current bid threshold for public agency construction contracts is \$15,000. The estimated cost of the project, including soft costs and contingency, is in excess of the current bid limit. Therefore, the District went out to bid for the contract. The successful low bidder was A-1 Enterprises, Inc., A-1 Fence Company with a base bid of \$925,408.

Rationale: In accordance with the California Contract Code, advertisement for this project was published in a newspaper of general circulation. Two contractors submitted bids on June 14, 2018.

Funding: The contract amount of \$925,408 will be paid from multiple funds.

Recommendation: Award contract 2018 Fence Replacement-Variou Sites, FSD-17-18-MF-01 for the purchase and installation of various types of fencing including but not limited to chain link and decorative metal fencing to A-1 Enterprises, Inc., A-1 Fence Company.

RC:SS:ys

CONSENT ITEM

DATE: June 19, 2018

TO: Robert Pletka, Ed.D., District Superintendent

FROM: Robert R. Coghlan, Ph.D., Assistant Superintendent, Business Services

PREPARED BY: Michael Burns, Director, Nutrition Services

SUBJECT: **APPROVE OUT-OF-STATE CONFERENCE ATTENDANCE FOR MICHAEL BURNS TO ATTEND SCHOOL NUTRITION ASSOCIATION'S ANNUAL NATIONAL CONFERENCE IN LAS VEGAS, JULY 9-12, 2018**

Background: School Nutrition Association has the annual conference in various states. The conference includes educational breakout sessions, special events, professional development, and exhibit hall. Attendance will help improve skills, knowledge, and find better solutions for Nutrition Services.

Rationale: Board of Trustees approves out-of-state conferences.

Funding: Cost is not to exceed \$1,758.60 and will be paid from Nutrition Services.

Recommendation: Approve out-of-state conference attendance for Michael Burns to attend School Nutrition Association's Annual National Conference in Las Vegas, July 9-12, 2018.

RC:MB:tg

CONSENT ITEM

DATE: June 19, 2018

TO: Robert Pletka, Ed.D., District Superintendent

FROM: Robert R. Coghlan, Ph.D., Assistant Superintendent, Business Services

PREPARED BY: Michael Burns, Director, Nutrition Services

SUBJECT: **APPROVE INDEPENDENT CONTRACTOR AGREEMENT BETWEEN FULLERTON SCHOOL DISTRICT NUTRITION SERVICES AND MELISSA MANNING FOR SERVICES AS NUTRITION CONSULTANT FROM JUNE 20, 2018 THROUGH AUGUST 30, 2018**

Background: Nutrition Services needs to develop and write District standardized recipes for the preparation, cooking, holding, and serving of breakfast, lunch, and supper meals. The time commitment and expertise to accomplish this goal is beyond the capacity of staff. Therefore, it is recommended to contract with Melissa Manning to assist the District in establishing processes and systems to accomplish our goal.

Rationale: When District employees are unable to provide necessary services, the District enters into an independent contractor agreement with individuals who will provide specialized services to the District and who are specially trained, experienced, and competent to perform the required services.

Funding: Services will be on an hourly basis. Hours and/or projects will be approved in advance by the Director of Nutrition Services. The cost is an hourly rate of \$100 per hour not to exceed \$2,500 to be paid from the Nutrition Services Fund.

Recommendation: Approve Independent Contractor Agreement between Fullerton School District Nutrition Services and Melissa Manning for services as nutrition consultant from June 20, 2018 through August 30, 2018.

RC:MB:tg
Attachment

2017-2018 INDEPENDENT CONTRACTOR AGREEMENT

This Agreement is hereby entered into between the Fullerton School District, hereinafter referred to as "District," and **Melissa Manning**, hereinafter referred to as "Contractor."

WHEREAS, District is authorized by Section 53060 of the California Government Code to contract with and employ any persons for the furnishing of special Services and advice in financial, economic, accounting, engineering, legal or administrative matters, if such persons are specially trained and experienced and competent to perform the special Services required;

WHEREAS, District is in need of such special services and advice; and

WHEREAS, Contractor is specially trained and experienced and competent to perform the special Services required by the District, and such services are needed on a limited basis;

NOW, THEREFORE, the parties agree as follows:

1. Services to be provided by Contractor. Contractor shall provide **services as the Nutrition Services consultant to develop and write District standardized recipes for the preparation, cooking, holding, and serving of breakfast, lunch, and supper meals,** hereinafter referred to as "Services."
2. Term. Contractor shall commence providing Services under this Agreement on **June 20, 2018,** and will diligently perform as required and complete performance by **August 30, 2018.**
3. Compensation. District agrees to pay the Contractor for Services satisfactorily rendered pursuant to this Agreement a total fee not to exceed **Two Thousand Five Hundred Dollars (\$2,500), at an hourly rate of \$100 for 25 hours over 11 weeks.** District shall pay Contractor according to the following terms and conditions: Contractor shall submit a detailed invoice to the District. Payment for Services will only be made if Services have been satisfactorily rendered under the terms of this Agreement.
4. Expenses. District shall not be liable to Contractor for any costs or expenses paid or incurred by Contractor in performing Services for District.
5. Independent Contractor. Contractor, in the performance of the Services pursuant to this Agreement, shall be and act as an independent Contractor. Contractor understands and agrees that he/she and all of his/her employees shall not be considered officers, employees, or agents of the District, and are not entitled to benefits of any kind or nature normally provided employees of the District and/or to which District's employees are normally entitled, including, but not limited to, State Unemployment Compensation or Workers' Compensation. Contractor assumes the full responsibility for the acts and/or omissions of his/her employees or agents as they relate to the Services to be provided under this Agreement. Contractor shall assume full responsibility for payment of all federal, state and local taxes or contributions, including unemployment insurance, social security, and income taxes with respect to Contractor's employees.
6. Materials. Contractor shall furnish, at its own expense, all labor, materials, equipment, supplies, and other items necessary to complete the Services to be provided pursuant to this Agreement, except as follows: **paper, printing, and supplies, while at District locations, and other necessary items to complete projects assigned by the Director of Nutrition Services.** Contractor's Services

will be performed, findings obtained, reports and recommendations prepared in accordance with generally and currently accepted principles and practices of his/her profession.

7. Originality of Services/Intellectual Property. Contractor agrees that all technologies, formulae, procedures, processes, methods, ideas, and dialogue, prepared for and submitted by Contractor to the District in connection with the Services set forth in this Agreement, shall be wholly original to Contractor and shall not be copied in whole or in part from any other source, except that submitted to Contractor by District as a basis for such Services. Contractor further agrees that all writings, materials, compositions, recordings, teleplays, and/or video productions prepared for, written for, or otherwise (hereinafter referred to as "Content") submitted by Contractor to the District and/or used in connection with the Services set forth in this Agreement, reflect the intellectual property of, and copyright interests held by District and shall not be copied or used in whole or in part by Contractor without District's express written permission. Contractor understands and agrees that all Content produced under this Agreement is the property of District and cannot be used without District's express written permission. Contractor acknowledges and agrees that District shall have all right, title and interest in said Content, including the right to secure and maintain the copyright, trademark, and/or patent of said Content in the name of the District.

8. Standard for Performance of Services. The parties acknowledge that the District, in selecting the Contractor to perform the Services hereunder, is relying upon the Contractor's reputation for excellence in the performance of the Services required hereunder. The Contractor shall perform the Services in the manner of one who is a recognized specialist in the types of services to be performed. Time is of the essence in this Agreement. All deadlines set forth in the Agreement are binding and may be modified only by subsequent written agreement of the parties.

9. Termination. District may, at any time, with or without reason, terminate this Agreement and compensate Contractor only for Services satisfactorily rendered to the date of termination. Written notice by District shall be sufficient to stop further performance of Services by Contractor. Notice shall be deemed given when received by the Contractor or no later than three days after the day of mailing, whichever is sooner.

District may terminate this Agreement upon giving of written notice of intention to terminate for cause. Cause shall include: (a) material violation of this Agreement by the Contractor; or (b) any act by Contractor exposing the District to liability to others for personal injury or property damage; or (c) Contractor is adjudged a bankrupt, Contractor makes a general assignment for the benefit of creditors or a receiver is appointed on account of Contractor's insolvency. Written notice by District shall contain the reasons for such intention to terminate and unless within thirty (30) days after service of such notice the condition or violation shall cease, or satisfactory arrangements for the correction thereof be made, this Agreement shall upon the expiration of the thirty (30) days cease and terminate. In the event of such termination, the District may secure the required Services from another Contractor. If the cost to the District exceeds the cost of providing the service pursuant to this Agreement, the excess cost shall be charged to and collected from the Contractor. The foregoing provisions are in addition to and not a limitation of any other rights or remedies available to District. Written notice by District shall be deemed given when received by the other party, or no later than three days after the day of mailing, whichever is sooner.

10. Hold Harmless. Contractor agrees to and does hereby indemnify, hold harmless and defend the District and its governing board, officers, employees, and agents from every claim or demand made and every liability, loss, damage or expense, of any nature whatsoever, which may be incurred by reason of:

(a) Liability for damages for: (1) death or bodily injury to person; (2) injury to, loss or theft of property; or (3) any other loss, damage or expense arising out of (1) or (2) above, sustained by the Contractor or any person, firm, or corporation employed by the Contractor, either directly or by independent contract, upon or in connection with the Services called for in this Agreement, however caused, except for liability for damages referred to above which result from the sole negligence or willful misconduct of the District or its officers, employees, or agents.

(b) Any injury to or death of any person(s), including the District's officers, employees, and agents, or damage to or loss of any property caused by any act, neglect, default, or omission of the Contractor, or any person, firm, or corporation employed by the Contractor, either directly or by independent contract, arising out of, or in any way connected with, the Services covered by this Agreement, whether said injury or damage occurs either on or off District's property, except for liability for damages which result from the sole negligence or willful misconduct of the District or its officers, employees, or agents.

(c) Any liability for damages which may arise from the furnishing or use of any copyrighted or uncopyrighted matter or patented or unpatented invention under this Agreement.

11. Insurance. Contractor shall insure Contractor's activities in connection with the Services under this Agreement and agrees to carry insurance to ensure Contractor's ability to adhere to the indemnification requirements under this Agreement.

11.1 Contractor shall, at Contractor's sole cost and expense, maintain in full force and effect the following insurance coverage from a California licensed insurer with an A, VIII, or better rating from A.M. Best or an approved self insurance program, sufficient to cover any claims, damages, liabilities, costs, and expenses (including attorney fees) arising out of or in connection with Contractor's fulfillment of the obligations under this Agreement:

a. Comprehensive or Commercial Form General Liability Insurance, including bodily injury, property damage, and contractual liability with minimum limits as follows:

(1)	Each Occurrence	\$1,000,000
(2)	Products/Completed Operations Aggregate	\$1,000,000
(3)	Personal and Advertising Injury	\$1,000,000
(4)	General Aggregate (Not Applicable to the Comprehensive Form)	\$1,000,000

The policy may not contain an exclusion for coverage of claims arising from claims for sexual molestation or abuse. This policy shall include or be endorsed to include abuse and molestation coverage of at least \$100,000 or each occurrence.

b. Business Automobile Liability Insurance for owned, scheduled, non-owned, or hired automobiles with a combined single limit not less than \$1,000,000 per occurrence. (Required only if the Contractor drives on behalf of the District in the course of performing Services.)

c. Professional Liability Insurance with a limit of N/A per occurrence, if applicable.

d. Workers' Compensation and Employers Liability Insurance in a form and amount covering Contractor's full liability under the California Workers' Compensation Insurance and Safety Act and in accordance with applicable state and federal laws. The policy shall be endorsed with the insurer's waiver of rights of subrogation against the District.

e. Employment Practices Liability (EPL) and Directors and Officers (D&O) coverage with the following limits: N/A per occurrence

It should be expressly understood, however, that the coverage and limits referred to under a., b., and c. above shall not in any way limit the liability of the Contractor.

11.2 No later than five (5) days from execution of this Agreement by the District and Contractor, and prior to commencing the Services under this Agreement, Contractor shall provide District with certificates of insurance evidencing all coverages and endorsements required hereunder.

Contractor shall provide prior written notice to the District thirty (30) days in advance of any non-renewal, cancellation, or modification of the required insurance. The certificates of insurance providing the coverages referred to in clauses a and b above shall name District, its Governing Board, officers, and employees as additional insureds with appropriate endorsements. In addition, the certificates of insurance shall include a provision stating "Such insurance as is afforded by this policy shall be primary, and any insurance carried by District shall be excess and noncontributory." Failure to maintain the above-mentioned insurance coverages shall be cause for termination of this Agreement.

12. Assignment. The obligations of the Contractor pursuant to this Agreement shall not be assigned by the Contractor.

13. Compliance With Applicable Laws. The Services completed herein must meet the approval of the District and shall be subject to the District's general right of inspection to secure the satisfactory completion thereof. Contractor agrees to comply with all federal, state, and local laws, rules, regulations, and ordinances that are now or may in the future become applicable to Contractor, Contractor's business, the Services, equipment, and personnel engaged in Services covered by this Agreement or accruing out of the performance of such Services.

13.1 Fingerprinting. Contractor shall comply with the requirements of California Education Code section 45125.1, and shall provide to District all criminal background clearance(s) through fingerprints for Contractor (and all Contractor employees, if any) as required by the District. The District may require the Contractor and Contractors' employees to submit to additional criminal background checks at the District's sole and absolute discretion.

13.2 Tuberculosis Testing. Contractor and Contractor's employees, if any, providing Services to students shall provide evidence of appropriate tuberculosis screening prior to the performance of the Services and provide annual certification

thereafter. Contractor shall complete and submit to District any required documentation to verify compliance.

14. Permits/Licenses. Contractor and all Contractor's employees or agents shall secure and maintain in force such permits and licenses as are required by law in connection with the furnishing of Services pursuant to this Agreement.

15. Employment With Public Agency. Contractor, if an employee of another public agency, agrees that Contractor will not receive salary or remuneration, other than vacation pay, as an employee of another public agency for the actual time in which Services are actually being performed pursuant to this Agreement.

16. Entire Agreement/Amendment. This Agreement and any exhibits attached hereto constitute the entire Agreement among the parties to it and supersedes any prior or contemporaneous understanding or Agreement with respect to the Services contemplated, and may be amended only by a written amendment executed by both parties to the Agreement. This Agreement incorporates by this reference, any exhibits which are attached hereto and incorporated herein.

17. Nondiscrimination. Contractor agrees that it will not engage in unlawful discrimination in employment of persons because of race, ethnicity, religion, nationality, disability, gender, sex, marital status, age, or other characteristics protected by federal or state laws of such persons.

18. Non Waiver. The failure of District or Contractor to seek redress for violation of, or to insist upon, the strict performance of any term or condition of this Agreement, shall not be deemed a waiver by that party of such term or condition, or prevent a subsequent similar act from again constituting a violation of such term or condition.

19. Notice. All notices or demands to be given under this Agreement by either party to the other shall be in writing and given either by: (a) personal service or (b) by U.S. Mail, mailed either by registered or certified mail, return receipt requested, with postage prepaid. Service shall be considered given when received if personally served or if mailed on the third day after deposit in any U.S. Post Office. The address to which notices or demands may be given by either party may be changed by written notice given in accordance with the notice provisions of this section. At the date of this Agreement, the addresses of the parties are as follows:

District:
Fullerton School District
1401 W. Valencia Drive
Fullerton, CA 92833

Contractor:
Melissa Manning

20. Severability. If any term, condition, or provision of this Agreement is held by a court of competent jurisdiction to be invalid, void, or unenforceable, the remaining provisions will nevertheless continue in full force and effect, and shall not be affected, impaired, or invalidated in any way.

21. Attorney Fees/Costs. Should litigation be necessary to enforce any terms or provisions of this Agreement, then each party shall bear its own litigation and collection expenses, witness fees, court costs, and attorneys' fees.

22. Headings. The headings contained in this Agreement are provided exclusively for reference and the convenience of the Parties. No legal significance of any type shall be attached to the headings.

23. Counterparts. This Agreement may be signed and delivered in two counterparts, each of which, when so signed and delivered, shall be an original, but such counterparts together shall constitute the one instrument that is the Agreement, and the Agreement shall not be binding on any party until all Parties have signed it.

24. Authorized Signatures. The individual signing this Agreement warrants that he/she is authorized to do so. The Parties understand and agree that a breach of this warranty shall constitute a breach of the Agreement and shall entitle the non-breaching party to all appropriate legal and equitable remedies against the breaching party.

25. Governing Law. The terms and conditions of this Agreement shall be governed by the laws of the State of California with venue in Orange County, California. This Agreement is made in and shall be performed in Orange County, California.

This Agreement is entered into this **19th** day of **June 2018**.

FULLERTON SCHOOL DISTRICT

Melissa Manning
(Contractor Name)

By: _____
(Signature)

By: _____
(Signature)

Robert R. Coghlan, Ph.D.
Assistant Superintendent
Business Services

Melissa Maning, RD
Nutrition Services Consultant

On File
Taxpayer Identification Number

CONSENT ITEM

DATE: June 19, 2018
TO: Robert Pletka, Ed.D., District Superintendent
FROM: Robert R. Coghlan, Ph.D., Assistant Superintendent, Business Services
PREPARED BY: Scott Schlabsz, Director, Facilities, Maintenance and Operations
SUBJECT: AWARD CONTRACT FOR LADERA VISTA SCHOOL OF THE ARTS 2018 MODULAR BUILDINGS, FSD-17-18-GF-06, OF LOW VOLTAGE WIRING INSTALLATION ACCORDING TO DSA REGULATIONS TO DBMC, INC.

Background: The Fullerton School District advertised for bids for Ladera Vista School of the Arts 2018 Modular Buildings, FSD-17-18-GF-06. Two contractors attended a mandatory job walk on May 30, 2018, and one contractor submitted a bid on June 13, 2018.

Due to increased enrollment at Ladera Vista Junior High School of The Arts, the Board of Trustees authorized the purchase of two modular classroom buildings. The modular buildings will require the work of a licensed contractor to comply with installation of low voltage wiring and DSA regulations.

Pursuant to Public Contract Code section 20111(b), the current bid threshold for public agency construction contracts is \$15,000. The estimated cost of the project, including soft costs and contingency, is in excess of the current bid limit. Therefore, the District went out to bid for the contract. The successful low bidder was DBMC, Inc., with a base bid of \$213,432.

Rationale: In accordance with the California Contract Code, advertisement for this project was published in a newspaper of general circulation. One contractor submitted a bid on June 13, 2018.

Funding: The contract amount of \$213,432 will be paid from the Capital Facilities Fund.

Recommendation: Award contract for Ladera Vista School of the Arts 2018 modular buildings, FSD-17-18-GF-06, of low voltage wiring installation according to DSA regulations to DBMC, Inc.

RC:SS:ys

CONSENT ITEM

DATE: June 19, 2018
TO: Robert Pletka, Ed.D., District Superintendent
FROM: Robert R. Coghlan, Ph.D., Assistant Superintendent, Business Services
PREPARED BY: Scott Schlabsz, Director, Facilities, Maintenance and Operations
SUBJECT: APPROVE ADDITIVE CHANGE ORDER #1, FOR VALENCIA PARK ELEMENTARY SCHOOL, INTERIOR AND EXTERIOR PAINT PROJECT, FSD-17-18-GF-02, TO ASTRO PAINTING CO., INC.

Background: On April 17, 2018, the Board of Trustees approved the award of a contract for Valencia Park Elementary School Interior and Exterior Paint Project, FSD-17-18-GF-02 to Astro Painting Co., Inc.

Rationale: The original contract scope of work has been increased by the following changes:

Change Order #1

Addition for one accent wall prep, spot primed and painting in each of the classrooms located at Valencia Park Elementary School: \$8,100.

Funding: The project is funded from the General Fund. The new total of this contract is \$212,600.00.

Recommendation: Approve Additive Change Order #1, for Valencia Park Elementary School, Interior and Exterior Paint Project, FSD-17-18-GF-02, to Astro Painting Co., Inc.

RC:SS:ys
Attachment

CHANGE ORDER NO. 001

PROJECT: FSD-17-18-GF-02 INTERIOR/EXTERIOR PAINTING AT VALENCIA PARK ELEMENTARY SCHOOL

TO: FULLERTON SCHOOL DISTRICT

You are hereby directed to provide the extra work necessary to comply with this Change Order.

DESCRIPTION OF CHANGE: INTERIOR PAINTING OF 27 ACCENT WALLS

COST (This cost shall not be exceeded): \$8,100.00

Original Contract Price:	\$	<u>\$204,500.00</u>
Change Order Amount:	\$	<u>\$8,100.00</u>
New Contract Price:	\$	<u>\$212,600.00</u>

TIME FOR COMPLETION: 60 DAYS

Original Completion Date:	<u>JULY 27, 2018</u>
Time for Completion of CO:	<u>45 DAYS</u>
New Completion Date:	<u>JULY 27, 2018</u>

NOTE:

Contractor agrees to furnish all labor and materials and perform all of the above-described work in accordance with the above terms in compliance with the applicable sections of the Contract Documents. The amount of the charges under this Change Order is limited to the charges allowed under Article 7 of the General Conditions. The adjustment in the contract sum, if any, and the adjustment in the contract time, if any, set out in this Change Order shall constitute the entire compensation and/or adjustment in the contract time and contract sum due to the Contractor arising out of the change in the work covered by this Change Order, unless otherwise provided in this Change Order. It is understood that this Change Order shall be effective when approved by the Governing Board of the District.

CONSENT ITEM

DATE: June 19, 2018
TO: Robert Pletka, Ed.D., District Superintendent
FROM: Robert R. Coghlan, Ph.D., Assistant Superintendent, Business Services
SUBJECT: APPROVE LICENSE AGREEMENT WITH FORECAST5 ANALYTICS FOR THE 2018/2019 SCHOOL YEAR

Background: Forecast5 offers a faster, easier, more flexible and versatile alternative to traditional spreadsheet-based methods. Their software will enable the District to create multiyear projections, compare performance and spending against other districts, and analyze testing and achievement results by site throughout the District. A copy of the agreement is available for review in the Superintendent's Office.

Rationale: The funds will support the Fullerton School District's Board of Trustees Annual Goal to ensure long-term District financial stability that provides adequate funding for all desired programs, facilities, and resources necessary to attract highly qualified staff while maintaining a budget free of structural deficit spending.

Funding: The agreement amount of \$23,500 is to be paid from the General Fund.

Recommendation: Approve license agreement with Forecast5 Analytics for the 2018/2019 school year.

RC:gs
Attachment



CUSTOMER AGREEMENT

This Customer Agreement is entered into by Forecast 5 Analytics, Inc., a Delaware corporation (“Forecast5”), and Customer (named below), and will commence on the Effective Date indicated below.

FORECAST5 Service	Service Description	Price	Discount	Total Cost
4001001	5Sight - License Agreement (5 Users)	\$10,000.00	\$0.00	\$10,000.00
4002004	5Cast Plus (2 Users)	\$10,000.00	\$5,000.00	\$5,000.00
4005001	5Cast - Support Fee (2 Users)	\$3,500.00	\$0.00	\$3,500.00
4002001	5Cast - License Agreement (2 Users)	\$10,000.00	\$5,000.00	\$5,000.00
			Total Amount Due:	\$23,500.00

The above Services are provided pursuant to the Forecast5 Terms of Service (available at www.forecast5analytics.com/about/termsofservice), which are incorporated herein by this reference. Customer and Forecast5 may from time to time agree upon additional Services pursuant to a mutually agreed Work Order. All subscriptions (even if purchased after your Effective Date, such as Additional User subscriptions) will be coterminous and end on the applicable anniversary of your Effective Date.

Customer acknowledges and agrees that if it provides access to the Services to another governmental unit or other third party, or uses the Services for the benefit of any such party, then it will be liable for, among other things, additional subscription fees for each such party at the applicable Forecast5 prices.

At the request of the Customer, Forecast5 may provide opinions or representations with respect to the financial feasibility and/or fiscal prudence of assumptions and/or projections that Customer may select for inclusion in 5Cast financial projections, provided, however, that it is understood that the Customer is solely responsible for the decision and any associated risk of incorporating any particular assumption in its financial plan. Additionally, Forecast5 duties and responsibilities do not include giving any opinion or advice regarding the issuance of debt instruments.

EXPIRATION DATE: 6/30/2019 (All subscriptions are for periods of 1 year, unless indicated otherwise).

Please see the following page for the signature line.



Customer: **FULLERTON ELEMENTARY, CA**


Signature: _____

Name: _____

Title: _____

Date: _____

FORECAST5 ANALYTICS, INC.

Signature:  _____

Name: Michael R. English

Title: CEO

DISCUSSION/ACTION ITEM

DATE: June 19, 2018

TO: Robert Pletka, Ed.D., District Superintendent

FROM: Emy Flores, Ed.D., Assistant Superintendent, Educational Services

SUBJECT: **ADOPT PROPOSED LOCAL CONTROL AND ACCOUNTABILITY PLAN (LCAP) AND FEDERAL ADDENDUM FOR THREE SCHOOL YEARS 2018/2019, 2019/2020, 2020/2021 AND ANNUAL UPDATE FOR 2017/2018**

Background: On or before July 1, 2018, the governing board of each school district is required to adopt a Local Control Accountability Plan (LCAP) using a template adopted by the State Board of Education. A Local Control Accountability Plan (LCAP) adopted by a governing board of a school district shall be effective for a period of three years and shall be updated on or before July 1 of each year. The LCAP Stakeholders Committee met during the year to revise and update the Fullerton LCAP three-year plan and annual update. The committee is comprised of Fullerton School District staff, including certificated and classified, parents and community members who provide valuable input and feedback into the District plan. The LCAP will be sent to the Orange County Department of Education for final approval by July 1, 2018.

Rationale: A public hearing for the proposed Local Control and Accountability Plan (LCAP) and a public hearing for the adoption of the District's budget were held at a regularly scheduled board meeting on June 5, 2018. In addition to the established postings for a public meeting of the Board of Trustees, a notice was posted at school sites providing the date, time, and location of the LCAP public hearing. The proposed LCAP was posted on the District website and a copy was made available to the public for review in the Superintendent's Office.

Funding: The LCAP provided guidance for developing the District budget.

Recommendation: Adopt proposed Local Control and Accountability Plan (LCAP) and federal Addendum for three school years 2018/2019, 2019/2020, 2020/2021 and Annual Update for 2017/2018.

EF:nm

DISCUSSION/ACTION ITEM

DATE: June 19, 2018
TO: Robert Pletka, Ed.D., District Superintendent
FROM: Robert R. Coghlan, Ph.D., Assistant Superintendent, Business Services
SUBJECT: ADOPT THE PROPOSED 2018/2019 BUDGET—ALL FUNDS

Background: Education Code section 52062 requires that the Board of Trustees hold a public hearing for the proposed budget at the same meeting as the public hearing for the Local Control Accountability Plan (LCAP). The public hearing must take place in advance of and at a meeting separate from the Board meeting to adopt the LCAP and the budget. The proposed 2018/2019 budget for all District funds is presented for the Board's review.

The Board members are acting as three different entities when discussing the 2018/2019 budget: (1) as the legislative body of the Fullerton School District identified as District 22; (2) as the legislative body of Community Facilities District No. 2000-01 (Van Daele) identified as District 40; and (3) as the legislative body of Community Facilities District No. 2001-1 (Amerige Heights) identified as District 48.

Rationale: Education Code sections 42127 and 52062 require every school district to hold a public hearing for the LCAP and the budget prior to adoption.

Funding: The District is projecting the following General Fund Unrestricted Fund Balance reserves:

2018/2019	17.70%
2019/2020	14.46%
2020/2021	10.14%

Recommendation: Adopt the Proposed 2018/2019 Budget—All Funds.

RC:gs
Attachments

FULLERTON SCHOOL DISTRICT

BUSINESS SERVICES DIVISION

DATE: June 5, 2018

TO: Board of Trustees
Robert Pletka, Ed.D.

FROM: Robert R. Coghlan, Ph.D.
Assistant Superintendent, Business Services

SUBJECT: PROPOSED BUDGET FOR 2018-19 AND MULTI-YEAR FINANCIAL PROJECTIONS

The estimated ending balances for the 2017-18 fiscal year and our initial budget for the 2018-19 fiscal year are presented here for your review and approval. The District is required by Education Code 42127 to adopt a budget for all District funds for the subsequent fiscal year by June 30 of each year. At the same time, the District presents its estimated actual financial results for the current fiscal year. This memo provides a summary of the assumptions used in the preparation of the budget, as well as an analysis of current multi-year financial projections for the District.

2017-18 Estimated Unaudited Actuals

The estimated unaudited actuals consist of the District's current budget adjusted to reflect projected and known changes through the end of the fiscal year. These adjustments include:

- Updating the final estimated Local Control Funding Formula (LCFF) projection to our California Department of Finance projection.
There are no material changes to the LCFF estimate since the Second Interim reporting.
- Updating categorical revenue accounts to reflect actual grant and entitlement amounts as apportioned by the state and federal governments.
Various minor changes to categorical programs have been incorporated into the budget for the Estimated Actuals.
- Analysis and revision of General Fund expense accounts.
Fiscal staff have reviewed line item expenditure budgets, budget vs. actual, for all General Fund programs and accounts. Based upon this analysis, there are three material increases between the budget as presented at Second Interim and the Estimated Actuals.
 - Estimated Actuals also adjusted to shift one-time money of \$1,250,000 in books and supplies expenditures from one-time expense in 2017-18 to spend in 2018-19.
 - Estimated Actuals adjusted to decrease utilities for estimated spend in 2017-18.
 - Estimated Actuals adjusted to decrease site discretionary funds for estimated spend in 2017-18.
- All other 2017-18 budget amounts are not expected to be materially different from the Second Interim budget and thus are carried forward to the year-end projection.

Based upon a review of current actual financial data (as of month-end April 30, 2018) and the adjustments noted above, the District estimates final unaudited results in the Unrestricted General Fund reflect an increase of \$2,404,585 from the previously reported budgeted net income from Second Interim.

Based upon the assumptions listed above, the Estimated Actuals show a total net decrease to the fund balance of (\$6,411,007). This consists of a net decrease in the Unrestricted Fund of (\$2,834,863) combined with a net decrease in the Restricted Fund of (\$3,576,144). This deficit spending primarily reflects a spending down of prior-year fund balance carryovers of \$3,305,745.

The estimated total ending General Fund balance at June 30, 2018, is \$32,228,372. The Unrestricted Ending Fund balance (Unassigned and Reserve for Economic Uncertainties) is estimated at \$26,444,259, which is 18.92% of total General Fund expenditures. (The state requirement is 3.0%.)

These projections constitute our best estimate at this time of how the District will finish the 2017-18 fiscal year. Final results will not be known until we close our books and prepare our year-end financial statements (J-200 Unaudited Actuals) in August. Results will be presented to the Board in early September.

2018-19 Budget

State Budget Outlook

On January 10, 2018, Governor Brown introduced his proposed 2018-19 state budget, beginning the legislative process for the upcoming fiscal year. On May 11, 2018, he released his May Revision to his January budget. The May Revision outlines the Governor's expectations for the budget, which the Legislature then has until June 15 to revise and pass.

The Governor acknowledges significant additional General Fund revenues through 2018-19, but cautions, "what comes up, must come down." Despite new General Fund revenues, the May Revision reflects minimal changes to Proposition 98. School districts will receive on average a 3.0% increase in their Local Control Funding Formula (LCFF) per pupil funding. Districts will also see a 2.71% COLA (Cost of Living Adjustment) on other categorical programs, including special education.

As the LCFF funding formula goes into its sixth year (of the planned eight-year implementation), districts will now be at 100% gap closure. However, districts have not seen their purchasing power returned to pre-recession (2007-08) levels, which was one of the goals of LCFF. New dollars coming in are not offsetting increased costs projected for K-12 education, including increased STRS/PERS rates, health insurance increases, and other inflationary costs. Coupled with the possible downturn in the economy and a new Governor, the financial future for K-12 education is uncertain.

The Governor continues to take a conservative approach in the projection of state revenues, holding funds as long as possible before he pays out our Prop 98 guarantee. As he has the past several years, the Governor has proposed one-time discretionary funds be paid out to the districts as part of the Prop 98 obligation.

At the time of this writing, the Legislature and the Governor are still in session, and the final budget has not yet been determined. The District budget presented here has been adjusted for the Governor's May Revise proposal for LCFF revenues, as well as the application of the COLA to state categorical programs. The Governor's proposal for one-time funding has reflected in this projection and offset with matching expenditures in 2018-19. The total budget will be reviewed and adjusted once the state passes its final budget, and then continually throughout the year as new information is received.

FSD 2018-19 Budget

When building its budget, the District utilizes the most up-to-date information and forecasts that it has received from the California Department of Education (CDE) and the Orange County Department of Education (OCDE). The District is required to present its proposed budget for the ensuing fiscal year twice before the June 30 statutory deadline for passage by the Board of Trustees. Given that the Legislature is not required to pass the state budget until June 15, the District will usually not be able to incorporate the effects of the state's June budget in its own June budget. Further revisions to update the District's budget will then be made after the Governor signs the state budget.

Revenue accounts are estimated based upon the CDE's and OCDE's projections, as well as the District's 2017-18 reported P-2 ADA. The District has estimated state LCFF revenue using the annual GAP funding percentages as projected by the Department of Finance for the May Revise. A COLA of 2.71% has been applied to other state programs, including Special Education (3.0% for LCFF COLA).

The District has not added any new state-funded programs to its budget. The Governor's proposed one-time discretionary funding of \$344/ADA or \$4,440,593 has been incorporated.

Expenditures are forecast taking into account all known and projected increases and decreases in expenditures, including changes due to our negotiated salary agreements, step and column, changes in staffing and benefits, changes in contracts and leases, and projected inflationary increases.

The District's budget is required by law to be reviewed and approved by OCDE. Our OCDE consultant reviews all of our detailed assumptions for both our 2018-19 budget and our three-year projection. A budget built on assumptions that cannot be verified and justified by OCDE will not be approved.

The following provides more details on the budget.

Revenues

The 2018-19 General Fund budget projects total revenues of \$139.5 million, for a net increase (from 2017-18 estimated revenues) of \$6.2 million. The majority of the net change is due to fully funding the LCFF – an increase of revenue of \$6.1 million. There is also an increase in one-time mandated cost state revenue of \$4.4 million for a net year over year increase of \$2.1 million. In addition, there is a decrease in federal revenue of (\$1.0 million).

LCFF income is projected to increase due to an increase in the COLA of 3.0%, as well as additional funding towards 100% LCFF goal. The 2018-19 target-gap funding rate is 100%. The unduplicated count percent increased very slightly to 54.33%. This results in a per-ADA increase to LCFF funding of 6.07%.

This increase is offset by a decline in the District's apportionment earning ADA. The District P-2 ADA declined in fiscal 2017-18 by 120. The state allows a one-year "hold harmless"; this drop is reflected in the 2018-19 LCFF revenue.

Federal revenues are projected with decreases resulting from the exclusion of carryover balances and proposed cuts by the federal government. State categorical programs are budgeted with a 2.71% COLA.

Other revenues are based upon historical trends and estimated actuals.

Expenditures

For 2018-19, total General Fund expenditures are projected at \$142.4 million. The budget reflects routine annual increases required by step and column movement, rate increases for health insurance and for STRS and PERS retirement plans, and other cost of living increases. Other material discretionary increases to the budget include the addition of an additional level to the Dual Immersion Program, as well as a new program at another school site. See the attached list for more details.

Change in Fund Balance

Based upon these assumptions, the estimated total ending General Fund balance for the 2018-19 fiscal year shows a net decrease of (\$2,900,046) which is entirely from the reduction in the Unrestricted General Fund.

The estimated total ending General Fund balance for the 2018-19 fiscal year is \$29,328,326. The Unrestricted Ending Fund balance (Unassigned and Reserve for Economic Uncertainties) is estimated at \$25,208,326, which is 17.70% of total General Fund expenditures.

Three-Year Projection

The District is required to submit a three-year financial projection for the General Fund at the time of budget submission. However, unlike at First and Second Interim, the District is not required to certify the District's financial status at this time. Detailed assumptions for the preparation of the three-year projection are attached.

The most significant factors in the projection are the state-funded LCFF and the District's projected ADA.

LCFF: The District is utilizing the Department of Finance's estimated COLAs and LCFF Funding Rate percentages as of the Governor's May Revise budget proposal. The District is not projecting that its current 54.33% Unduplicated Percentage of enrollment will fluctuate by more than 1.0% for the subsequent two years of the projection.

ADA: The District is projecting no change to ADA in either the 2019-20 or 2020-21 fiscal years.

The District's three-year projection shows Unrestricted General Fund ending fund balance amounts as follows:

	<u>Percent</u>	<u>Amount Above 3.0%</u>
June 30, 2019	17.70%	\$20,935,548
June 30, 2020	14.46%	\$16,191,356
June 30, 2021	10.14%	\$10,381,572

Required Disclosure under Education Code section 42127(a)(2)(b) regarding reasons for Ending Fund Balances above the state-recommended minimum level

Education Code section 42127(a)(2)(b) requires a statement of reason that substantiates the need for assigned and unassigned ending fund balances in excess of the minimum reserve standard for economic uncertainties for each fiscal year be identified in the budget.

The Board of Trustees of the Fullerton School District currently maintains a prudent reserve which provides for anticipated future expenditures for technology, instructional materials, and other necessary instructional expenditures. The District must also have funds available to mitigate the costs to the District of declining enrollment. Additionally, the reserve is maintained to provide for unplanned or emergency expenditures that might occur in the future. The District must also plan for future facilities needs. Finally, the District must also plan for future downturns in the state economy which could negatively affect the District's budget.

Projected Unrestricted Ending Fund Balance:

	<u>Assigned</u>	<u>Unassigned</u>	<u>3.0% Minimum</u>	<u>Amount Above 3.0% Minimum</u>
June 30, 2019	\$4,000,000	\$25,208,326	\$4,272,778	\$20,935,548
June 30, 2020	\$4,000,000	\$20,430,409	\$4,239,053	\$16,191,356
June 30, 2021	\$4,000,000	\$14,743,709	\$4,362,137	\$10,381,572

OTHER FUNDS

Child Development Fund: The Child Development Fund records the financial activities from the following District programs: state-funded preschool, state-funded before- and after-school programs, parent-paid before- and after-school care, and tuition-based preschool. Financial results project an approximate break-even for the current fiscal year and a small spend-down of reserves for the budget year.

Cafeteria Fund: The Cafeteria Fund continues to operate in a strong financial position. Participation in the National and State School Lunch and Breakfast programs continues to rise. Financial results are projected to approximate break-even for both the current and budget fiscal years.

Deferred Maintenance Fund: The Deferred Maintenance Fund is projected to spend down reserves in both the current and budget years. The state suspended funding of the Deferred Maintenance program during the economic downturn and, with the advent of LCFF, has closed the program. The District plans to spend down the remaining reserves in this fund to complete required deferred maintenance projects.

Bond Building Fund: This fund accounts for amounts remaining from the District's former general obligation bonds proceeds. Certain capital expenditures which cannot be funded from the Deferred Maintenance, Developer Fee, or Special Reserve for Capital Outlay Funds are paid for from this fund. The District is in the process of closing out this fund also.

Capital Facilities Fund: The Capital Facilities Fund accounts for the collection and expenditure of developer fees. Approximately \$270,000 in fees was collected in 2017-18. Revenues for the budget year are projected and budgeted as cash is received. Expenditures from this fund are for capital projects related to growth in student enrollment.

Special Reserve Fund—Capital Outlay Projects: This fund records financial activity primarily related to revenues received from the City of Fullerton as pass-through payments from their Redevelopment Agency. Various capital projects for schools in the designated Redevelopment Areas are financed through this fund.

Capital Projects Fund—Blended Components: This fund records the financial activity related to the District's two Community Facility Districts (CFDs). Revenues are taxes collected from homeowners, and expenditures are primarily payments to bondholders as well as administrative expenses related to the CFDs' operations. Various capital projects for schools in the CFD areas are financed through this fund.

Self-Insurance Fund: The Self-Insurance Fund consists of three sub-funds: Property and Liability, Workers' Compensation, and the Dental Self-Insurance Reserve.

The District is responsible for a \$5,000 deductible per claim for property damage, \$50,000 deductible per claim for liability, and \$1,000,000 per claim for Workers' Compensation. Excess insurance is purchased for amounts over the deductibles. Liabilities are projected and booked, and claims and claims expenses are paid through these two sub-funds. Excess insurance is also purchased from the funds. Currently the District charges a 1.2% payroll tax on all payrolls to fund the Workers' Compensation Fund. This rate provided sufficient funding to cover costs of excess insurance, claims and claims expenses, and the reserve for Incurred But Not Recorded (IBNR) claims for 2017-18.

The District funds the Property and Liability Fund by charging an allocated amount to the General Fund. The amount charged in 2017-18 provided sufficient funding. There was no need to increase the transfer amount for 2018-19.

The Dental Self-Insurance Reserve maintains a balance to pay any tail claims incurred by the District from a former JPA self-insurance plan in which it participated. There is no activity projected in this reserve.

**FULLERTON SCHOOL DISTRICT
GENERAL FUND BUDGET—2018-19
BUDGET HIGHLIGHTS—REVENUES**

Local Control Funding Formula

Statutory Cost of Living Adjustment (COLA)	3.0%
District Unduplicated Percent	54.33%
Target/Gap Funding Rate	100%
Per ADA Allocation	\$8,830.83
Increase in per ADA funding	\$505
Net effect change in per pupil funding	6.07%

AVERAGE DAILY ATTENDANCE (ADA)

ADA Used in Calculation of 2018-19 LCFF	12,786.51
Change from 2017-18 LCFF ADA	-198.00

STATE REVENUES

COLA applied to Special Education	2.71%
COLA applied to all other state categorical programs	2.71%
Lottery proj. at \$194 per ADA (\$146 Unrestricted, \$48 Restricted)	\$2,615,629
Mandated Cost Revenues-Block Grant (\$31.16/ADA)	\$402,235
One-time Mandate Reimbursement Funding (\$344/ADA)	\$4,440,593

**FULLERTON SCHOOL DISTRICT
GENERAL FUND BUDGET—2018-19
BUDGET HIGHLIGHTS—EXPENDITURES**

MAJOR CHANGES TO EXPENDITURE ACCOUNTS (Unrestricted General Fund)

Salary and Benefits:

Step and column increase	\$1,199,038
Provision for increase in Health Insurance costs	\$500,000
STRS and PERS rate changes	\$1,232,979

Educational Programs (per LCAP):

Dual Immersion growth, Assistant Principals, Counselors, School Psychologists, Safety Coordinators, other education expenditures	\$1,539,000
--	-------------

Increase in General Fund Contributions:

Special Education	\$1,410,134
Routine Repair and Maintenance	(\$343,877)

Inflationary changes (CPI)	\$308,000
----------------------------	-----------

Fullerton School District
2018-19 Budget Projection Assumptions
Fiscal Years Ending June 30, 2018, 2019, 2020, 2021

	<u>2017-18</u>	<u>2018-19</u>	<u>2019-20</u>	<u>2020-21</u>
LCFF				
Statutory COLA	1.56%	3.00%	2.57%	2.67%
Gap funding rate	45.17%	100%	N/A	N/A
Unduplicated Count Percent – 3-year rolling	52.15%	52.95%	54.06%	54.33%
Net per ADA Change to LCFF	2.57%	6.07%	2.74%	2.68%
Dollars per ADA	\$8,326	\$8,831	\$9,073	\$9,316
Change from prior years	\$209	\$505	\$242	\$243
Funded ADA	13,070.02	12,984.51	12,786.51	12,786.51
Change in Funded P-2 ADA	-148.55	-85.51	-198	Ø
Categorical Program COLAs				
Federal Programs	1.56%	2.71%	2.57%	2.67%
State Programs	1.56%	2.71%	2.57%	2.67%
Special Education	1.56%	2.71%	2.57%	2.67%
Lottery (per ADA)	\$194	\$194	\$194	\$194
One-time discretionary funding	\$1,919,088	\$4,440,593	Ø	Ø
Mandated Costs	\$395,227	\$402,235	\$402,235	\$402,235
Contribution Special Education	Based on current income estimates from SELPA and current expenditure projections	\$1,410,134	5.0%	5.0%
Routine Repair and Maintenance (Contributions meet statutory minimums)	Based on current expenditure projections	(\$343,877) Decrease from 17-18	5.0%	5.0%

	<u>2017-18</u>	<u>2018-19</u>	<u>2019-20</u>	<u>2020-21</u>
Employee Compensation Increase (other than Step and Column)	Ongoing – 1.0% effective 7/1/17 One-time – 1.0%	Ø	Ø	Ø
Step and Column Increases				
Certificated	1.6%	1.6%	1.6%	1.6%
Classified	1.0%	1.0%	1.0%	1.0%
Benefits	1.0%	1.0%	1.0%	1.0%
STRS and PERS Increase Unrestricted	\$1,038,225	\$1,232,979	\$1,260,524	\$809,616
Estimated increase for health insurance	\$512,000	\$500,000	\$500,000	\$500,000
Supplies and Services	Current year projected expenditures	Current year projected expenditures adjusted by CPI (3.58%) and known changes	Adjusted by CPI (3.36%)	Adjusted by CPI (3.23%)

FULLERTON ELEMENTARY SCHOOL DISTRICT
 UNRESTRICTED GENERAL FUND
 2018-19

	Estimated Actuals 2017-18	Adopted Budget 2018-19
Revenues		
LCFF	\$ 108,590,929	\$ 114,663,974
Federal Revenues	-	-
State Revenues	4,370,791	6,846,791
Other Local Revenues	899,850	513,980
Total Revenues	<u>\$ 113,861,570</u>	<u>\$ 122,024,745</u>
Expenditures		
Certificated Salaries	\$ 51,599,537	\$ 52,477,217
Classified Salaries	13,469,694	14,233,630
Employee Benefits	23,612,007	25,923,773
Books and Supplies	5,286,471	6,194,651
Services and Other Operating	6,050,218	8,196,706
Capital Outlay	78,617	158,187
Other Outgo	845,266	824,231
Direct Support	(991,696)	(861,893)
Total Expenditures	<u>\$ 99,950,114</u>	<u>\$ 107,146,502</u>
 Excess (deficiency) of revenues over expenditures	 \$ 13,911,456	 \$ 14,878,243
Other Financing Sources (Uses)		
Interfund Transfers In	\$ -	\$ -
Interfund Transfers Out	-	-
Contributions	(16,746,319)	(17,778,289)
Total Other Financing Sources (Uses)	<u>\$ (16,746,319)</u>	<u>\$ (17,778,289)</u>
 Excess (deficiency) of revenues over expenditures and other sources (uses)	 \$ (2,834,863)	 \$ (2,900,046)
<hr/>		
Beginning Fund Balance	\$ 35,063,235	\$ 32,228,372
Audit Adjustment	-	-
Adjusted Beginning Fund Balance	35,063,235	32,228,372
Ending Fund Balance	<u>\$ 32,228,372</u>	<u>\$ 29,328,326</u>
 <i>Components of Ending Fund Balance:</i>		
Reserve for Revolving Cash	\$ 50,000	\$ 50,000
Reserve for Stores	59,113	70,000
Reserve for Prepaid Exp	-	-
Reserve for Econ Uncertainties	4,191,921	4,272,778
Restricted	-	-
Assigned	5,675,000	4,000,000
Unassigned	22,252,338	20,935,548
Total Ending Fund Balance	<u>\$ 32,228,372</u>	<u>\$ 29,328,326</u>

FULLERTON ELEMENTARY SCHOOL DISTRICT
 RESTRICTED GENERAL FUND
 2018-19

	Estimated Actuals 2017-18	Adopted Budget 2018-19
Revenues		
LCFF	\$ -	\$ -
Federal Revenues	7,104,278	6,098,609
State Revenues	3,678,479	3,303,989
Other Local Revenues	8,675,335	8,098,534
Total Revenues	<u>\$ 19,458,092</u>	<u>\$ 17,501,132</u>
Expenditures		
Certificated Salaries	\$ 11,631,217	\$ 12,088,328
Classified Salaries	7,870,472	8,581,282
Employee Benefits	7,069,821	7,940,440
Books and Supplies	6,772,108	1,694,394
Services and Other Operating	3,482,491	2,476,886
Capital Outlay	1,446,161	1,044,156
Other Outgo	995,748	1,040,000
Direct Support	512,537	413,935
Total Expenditures	<u>\$ 39,780,555</u>	<u>\$ 35,279,421</u>
Excess (deficiency) of revenues over expenditures	\$ (20,322,463)	\$ (17,778,289)
Other Financing Sources (Uses)		
Interfund Transfers In	\$ -	\$ -
Interfund Transfers Out	-	-
Contributions	16,746,319	17,778,289
Total Other Financing Sources (Uses)	<u>\$ 16,746,319</u>	<u>\$ 17,778,289</u>
Excess (deficiency) of revenues over expenditures and other sources (uses)	<u>\$ (3,576,144)</u>	<u>\$ -</u>
Beginning Fund Balance	\$ 3,576,144	\$ -
Audit Adjustment	-	-
Adjusted Beginning Fund Balance	<u>3,576,144</u>	<u>-</u>
Ending Fund Balance	<u><u>\$ -</u></u>	<u><u>\$ -</u></u>
<i>Components of Ending Fund Balance:</i>		
Reserve for Revolving Cash	\$ -	\$ -
Reserve for Stores	-	-
Reserve for Prepaid Exp	-	-
Reserve for Econ Uncertainties	-	-
Restricted	-	-
Assigned	-	-
Unassigned	-	-
Total Ending Fund Balance	<u><u>\$ -</u></u>	<u><u>\$ -</u></u>

FULLERTON ELEMENTARY SCHOOL DISTRICT
SUMMARY GENERAL FUND
2018-19

	Estimated Actuals 2017-18	Adopted Budget 2018-19
Revenues		
LCFF	\$ 108,590,929	\$ 114,663,974
Federal Revenues	7,104,278	6,098,609
State Revenues	8,049,270	10,150,780
Other Local Revenues	9,575,185	8,612,514
Total Revenues	<u>\$ 133,319,662</u>	<u>\$ 139,525,877</u>
Expenditures		
Certificated Salaries	\$ 63,230,754	\$ 64,565,545
Classified Salaries	21,340,166	22,814,912
Employee Benefits	30,681,828	33,864,213
Books and Supplies	12,058,579	7,889,045
Services and Other Operating	9,532,709	10,673,592
Capital Outlay	1,524,778	1,202,343
Other Outgo	1,841,014	1,864,231
Direct Support	(479,159)	(447,958)
Total Expenditures	<u>\$ 139,730,669</u>	<u>\$ 142,425,923</u>
Excess (deficiency) of revenues over expenditures	\$ (6,411,007)	\$ (2,900,046)
Other Financing Sources (Uses)		
Interfund Transfers In	\$ -	\$ -
Interfund Transfers Out	-	-
Contributions	-	-
Total Other Financing Sources (Uses)	<u>\$ -</u>	<u>\$ -</u>
Excess (deficiency) of revenues over expenditures and other sources (uses)	\$ (6,411,007)	\$ (2,900,046)
<hr/>		
Beginning Fund Balance	\$ 38,639,379	\$ 32,228,372
Audit Adjustment	-	-
Adjusted Beginning Fund Balance	38,639,379	32,228,372
Ending Fund Balance	<u>\$ 32,228,372</u>	<u>\$ 29,328,326</u>
<i>Components of Ending Fund Balance:</i>		
<i>Reserve for Revolving Cash</i>	\$ 50,000	\$ 50,000
<i>Reserve for Stores</i>	59,113	70,000
<i>Reserve for Prepaid Exp</i>	-	-
<i>Reserve for Econ Uncertainties</i>	4,191,921	4,272,778
<i>Restricted</i>	-	-
<i>Assigned</i>	5,675,000	4,000,000
<i>Unassigned</i>	22,252,338	20,935,548
<i>Total Ending Fund Balance</i>	<u>\$ 32,228,372</u>	<u>\$ 29,328,326</u>

FULLERTON ELEMENTARY SCHOOL DISTRICT
CHILD DEVELOPMENT FUND
2018-19

	Estimated Actuals 2017-18	Adopted Budget 2018-19
Revenues		
LCFF	\$ -	\$ -
Federal Revenues	-	-
State Revenues	2,104,314	2,132,491
Other Local Revenues	2,403,347	2,464,829
Total Revenues	<u>\$ 4,507,661</u>	<u>\$ 4,597,320</u>
Expenditures		
Certificated Salaries	\$ 795,373	\$ 753,725
Classified Salaries	2,191,606	2,282,404
Employee Benefits	935,077	1,099,723
Books and Supplies	357,355	327,003
Services and Other Operating	171,504	172,558
Capital Outlay	-	-
Other Outgo	-	-
Direct Support	216,232	205,791
Total Expenditures	<u>\$ 4,667,147</u>	<u>\$ 4,841,204</u>
Excess (deficiency) of revenues over expenditures	\$ (159,486)	\$ (243,884)
Other Financing Sources (Uses)		
Interfund Transfers In	\$ -	\$ -
Interfund Transfers Out	-	-
Contributions	-	-
Total Other Financing Sources (Uses)	<u>\$ -</u>	<u>\$ -</u>
Excess (deficiency) of revenues over expenditures and other sources (uses)	<u>\$ (159,486)</u>	<u>\$ (243,884)</u>
Beginning Fund Balance	\$ 707,409	\$ 547,923
Audit Adjustment	-	-
Adjusted Beginning Fund Balance	<u>707,409</u>	<u>547,923</u>
Ending Fund Balance	<u>\$ 547,923</u>	<u>\$ 304,039</u>
<i>Components of Ending Fund Balance:</i>		
Reserve for Revolving Cash	\$ -	\$ -
Reserve for Stores	-	-
Reserve for Prepaid Exp	-	-
Reserve for Econ Uncertainties	-	-
Restricted	547,923	304,039
Assigned	-	-
Unassigned	-	-
Total Ending Fund Balance	<u>\$ 547,923</u>	<u>\$ 304,039</u>

FULLERTON ELEMENTARY SCHOOL DISTRICT
CAFETERIA FUND
2018-19

	Estimated Actuals 2017-18	Adopted Budget 2018-19
Revenues		
LCFF	\$ -	\$ -
Federal Revenues	4,253,935	4,530,565
State Revenues	236,572	249,471
Other Local Revenues	1,204,892	1,310,504
Total Revenues	\$ 5,695,399	\$ 6,090,540
Expenditures		
Certificated Salaries	\$ -	\$ -
Classified Salaries	1,986,424	2,000,582
Employee Benefits	867,456	919,793
Books and Supplies	2,664,677	2,621,030
Services and Other Operating	291,467	312,798
Capital Outlay	225,000	215,000
Other Outgo	-	-
Direct Support	262,927	242,167
Total Expenditures	\$ 6,297,951	\$ 6,311,370
Excess (deficiency) of revenues over expenditures	\$ (602,552)	\$ (220,830)
Other Financing Sources (Uses)		
Interfund Transfers In	\$ -	\$ -
Interfund Transfers Out	-	-
Contributions	-	-
Total Other Financing Sources (Uses)	\$ -	\$ -
Excess (deficiency) of revenues over expenditures and other sources (uses)	\$ (602,552)	\$ (220,830)
Beginning Fund Balance	\$ 2,214,550	\$ 1,611,998
Audit Adjustment	-	-
Adjusted Beginning Fund Balance	2,214,550	1,611,998
Ending Fund Balance	\$ 1,611,998	\$ 1,391,168
<i>Components of Ending Fund Balance:</i>		
Reserve for Revolving Cash	\$ -	\$ -
Reserve for Stores	-	-
Reserve for Prepaid Exp	-	-
Reserve for Econ Uncertainties	-	-
Restricted	1,611,998	1,391,168
Assigned	-	-
Unassigned	-	-
Total Ending Fund Balance	\$ 1,611,998	\$ 1,391,168

FULLERTON ELEMENTARY SCHOOL DISTRICT
 DEFERRED MAINTENANCE FUND
 2018-19

	Estimated Actuals 2017-18	Adopted Budget 2018-19
Revenues		
LCFF	\$ -	\$ -
Federal Revenues	-	-
State Revenues	-	-
Other Local Revenues	500	600
Total Revenues	<u>\$ 500</u>	<u>\$ 600</u>
Expenditures		
Certificated Salaries	\$ -	\$ -
Classified Salaries	-	-
Employee Benefits	-	-
Books and Supplies	-	-
Services and Other Operating	-	60
Capital Outlay	320,013	-
Other Outgo	-	-
Direct Support	-	-
Total Expenditures	<u>\$ 320,013</u>	<u>\$ 60</u>
Excess (deficiency) of revenues over expenditures	\$ (319,513)	\$ 540
Other Financing Sources (Uses)		
Interfund Transfers In	\$ -	\$ -
Interfund Transfers Out	-	-
Contributions	-	-
Total Other Financing Sources (Uses)	<u>\$ -</u>	<u>\$ -</u>
Excess (deficiency) of revenues over expenditures and other sources (uses)	<u>\$ (319,513)</u>	<u>\$ 540</u>
Beginning Fund Balance	\$ 322,112	\$ 2,599
Audit Adjustment	-	-
Adjusted Beginning Fund Balance	<u>322,112</u>	<u>2,599</u>
Ending Fund Balance	<u><u>\$ 2,599</u></u>	<u><u>\$ 3,139</u></u>
<i>Components of Ending Fund Balance:</i>		
Reserve for Revolving Cash	\$ -	\$ -
Reserve for Stores	-	-
Reserve for Prepaid Exp	-	-
Reserve for Econ Uncertainties	-	-
Restricted	2,599	3,139
Assigned	-	-
Unassigned	-	-
Total Ending Fund Balance	<u><u>\$ 2,599</u></u>	<u><u>\$ 3,139</u></u>

FULLERTON ELEMENTARY SCHOOL DISTRICT
BUILDING FUND
2018-19

	Estimated Actuals 2017-18	Adopted Budget 2018-19
Revenues		
LCFF	\$ -	\$ -
Federal Revenues	-	-
State Revenues	-	-
Other Local Revenues	200	120
Total Revenues	<u>\$ 200</u>	<u>\$ 120</u>
Expenditures		
Certificated Salaries	\$ -	\$ -
Classified Salaries	-	-
Employee Benefits	-	-
Books and Supplies	-	-
Services and Other Operating	-	-
Capital Outlay	45,000	-
Other Outgo	-	-
Direct Support	-	-
Total Expenditures	<u>\$ 45,000</u>	<u>\$ -</u>
Excess (deficiency) of revenues over expenditures	\$ (44,800)	\$ 120
Other Financing Sources (Uses)		
Interfund Transfers In	\$ -	\$ -
Interfund Transfers Out	-	-
Other Sources	-	-
Total Other Financing Sources (Uses)	<u>\$ -</u>	<u>\$ -</u>
Excess (deficiency) of revenues over expenditures and other sources (uses)	<u>\$ (44,800)</u>	<u>\$ 120</u>
Beginning Fund Balance	\$ 48,355	\$ 3,555
Audit Adjustment	-	-
Adjusted Beginning Fund Balance	<u>48,355</u>	<u>3,555</u>
Ending Fund Balance	<u><u>\$ 3,555</u></u>	<u><u>\$ 3,675</u></u>
<i>Components of Ending Fund Balance:</i>		
Reserve for Revolving Cash	\$ -	\$ -
Reserve for Stores	-	-
Reserve for Prepaid Exp	-	-
Reserve for Econ Uncertainties	-	-
Restricted	3,555	3,675
Assigned	-	-
Unassigned	-	-
Total Ending Fund Balance	<u><u>\$ 3,555</u></u>	<u><u>\$ 3,675</u></u>

FULLERTON ELEMENTARY SCHOOL DISTRICT
 CAPITAL FACILITIES FUND
 2018-19

	Estimated Actuals 2017-18	Adopted Budget 2018-19
Revenues		
LCFF	\$ -	\$ -
Federal Revenues	-	-
State Revenues	-	-
Other Local Revenues	224,000	174,000
Total Revenues	<u>\$ 224,000</u>	<u>\$ 174,000</u>
Expenditures		
Certificated Salaries	\$ -	\$ -
Classified Salaries	-	-
Employee Benefits	-	-
Books and Supplies	58,470	-
Services and Other Operating	117,542	176,127
Capital Outlay	6,950	650,000
Other Outgo	31,461	31,461
Direct Support	-	-
Total Expenditures	<u>\$ 214,423</u>	<u>\$ 857,588</u>
Excess (deficiency) of revenues over expenditures	\$ 9,577	\$ (683,588)
Other Financing Sources (Uses)		
Interfund Transfers In	\$ -	\$ -
Interfund Transfers Out	-	-
Contributions	-	-
Total Other Financing Sources (Uses)	<u>\$ -</u>	<u>\$ -</u>
Excess (deficiency) of revenues over expenditures and other sources (uses)	<u>\$ 9,577</u>	<u>\$ (683,588)</u>
Beginning Fund Balance	\$ 2,290,296	\$ 2,299,873
Audit Adjustment	-	-
Adjusted Beginning Fund Balance	<u>2,290,296</u>	<u>2,299,873</u>
Ending Fund Balance	<u>\$ 2,299,873</u>	<u>\$ 1,616,285</u>
<i>Components of Ending Fund Balance:</i>		
Reserve for Revolving Cash	\$ -	\$ -
Reserve for Stores	-	-
Reserve for Prepaid Exp	-	-
Reserve for Econ Uncertainties	-	-
Restricted	2,299,873	1,616,285
Assigned	-	-
Unassigned	-	-
Total Ending Fund Balance	<u>\$ 2,299,873</u>	<u>\$ 1,616,285</u>

FULLERTON ELEMENTARY SCHOOL DISTRICT
SPECIAL RESERVE FUND-CAPITAL OUTLAY PROJECTS
2018-19

	Estimated Actuals 2017-18	Adopted Budget 2018-19
Revenues		
LCFF	\$ -	\$ -
Federal Revenues	-	-
State Revenues	-	-
Other Local Revenues	373,352	324,000
Total Revenues	<u>\$ 373,352</u>	<u>\$ 324,000</u>
Expenditures		
Certificated Salaries	\$ -	\$ -
Classified Salaries	-	-
Employee Benefits	-	-
Books and Supplies	310,332	30,000
Services and Other Operating	131,640	8,500
Capital Outlay	537,332	565,000
Other Outgo	-	-
Direct Support	-	-
Total Expenditures	<u>\$ 979,304</u>	<u>\$ 603,500</u>
Excess (deficiency) of revenues over expenditures	\$ (605,952)	\$ (279,500)
Other Financing Sources (Uses)		
Interfund Transfers In	\$ -	\$ -
Interfund Transfers Out	-	-
Contributions	-	-
Total Other Financing Sources (Uses)	<u>\$ -</u>	<u>\$ -</u>
Excess (deficiency) of revenues over expenditures and other sources (uses)	<u>\$ (605,952)</u>	<u>\$ (279,500)</u>
Beginning Fund Balance	\$ 2,663,646	\$ 2,057,694
Audit Adjustment	-	-
Adjusted Beginning Fund Balance	<u>2,663,646</u>	<u>2,057,694</u>
Ending Fund Balance	<u>\$ 2,057,694</u>	<u>\$ 1,778,194</u>
<i>Components of Ending Fund Balance:</i>		
Reserve for Revolving Cash	\$ -	\$ -
Reserve for Stores	-	-
Reserve for Prepaid Exp	-	-
Reserve for Econ Uncertainties	-	-
Restricted	2,057,694	1,843,194
Assigned	-	-
Unassigned	-	(65,000)
Total Ending Fund Balance	<u>\$ 2,057,694</u>	<u>\$ 1,778,194</u>

FULLERTON ELEMENTARY SCHOOL DISTRICT
 CAPITAL PROJECTS FUND-BLENDED COMPONENTS
 2018-19

	Estimated Actuals 2017-18	Adopted Budget 2018-19
Revenues		
LCFF	\$ -	\$ -
Federal Revenues	-	-
State Revenues	-	-
Other Local Revenues	900,990	1,547,705
Total Revenues	\$ 900,990	\$ 1,547,705
Expenditures		
Certificated Salaries	\$ -	\$ -
Classified Salaries	-	-
Employee Benefits	-	-
Books and Supplies	-	-
Services and Other Operating	135,672	146,891
Capital Outlay	-	-
Other Outgo	637,327	635,564
Direct Support	-	-
Total Expenditures	\$ 772,999	\$ 782,455
Excess (deficiency) of revenues over expenditures	\$ 127,991	\$ 765,250
Other Financing Sources (Uses)		
Interfund Transfers In	\$ -	\$ -
Interfund Transfers Out	-	-
Other Uses	177,000	800,195
Total Other Financing Sources (Uses)	\$ (177,000)	\$ (800,195)
Excess (deficiency) of revenues over expenditures and other sources (uses)	\$ (49,009)	\$ (34,945)
Beginning Fund Balance		
Audit Adjustment	-	-
Adjusted Beginning Fund Balance	562,622	513,613
Ending Fund Balance	\$ 513,613	\$ 478,668
<i>Components of Ending Fund Balance:</i>		
Reserve for Revolving Cash	\$ -	\$ -
Reserve for Stores	-	-
Reserve for Prepaid Exp	-	-
Reserve for Econ Uncertainties	-	-
Restricted	513,613	478,668
Assigned	-	-
Unassigned	-	-
Total Ending Fund Balance	\$ 513,613	\$ 478,668

FULLERTON ELEMENTARY SCHOOL DISTRICT
 BOND INTEREST AND REDEMPTION FUND
 2018-19

	Estimated Actuals 2017-18	Adopted Budget 2018-19
Revenues		
LCFF	\$ -	\$ -
Federal Revenues	-	-
State Revenues	-	-
Other Local Revenues	3,831,200	4,058,872
Total Revenues	<u>\$ 3,831,200</u>	<u>\$ 4,058,872</u>
Expenditures		
Certificated Salaries	\$ -	\$ -
Classified Salaries	-	-
Employee Benefits	-	-
Books and Supplies	-	-
Services and Other Operating	-	-
Capital Outlay	-	-
Other Outgo	3,707,175	3,717,232
Direct Support	-	-
Total Expenditures	<u>\$ 3,707,175</u>	<u>\$ 3,717,232</u>
Excess (deficiency) of revenues over expenditures	\$ 124,025	\$ 341,640
Other Financing Sources (Uses)		
Interfund Transfers In	\$ -	\$ -
Interfund Transfers Out	-	-
Other Sources	-	-
Total Other Financing Sources (Uses)	<u>\$ -</u>	<u>\$ -</u>
Excess (deficiency) of revenues over expenditures and other sources (uses)	\$ 124,025	\$ 341,640
<hr/>		
Beginning Fund Balance	\$ 3,200,241	\$ 3,324,266
Other Restatements	-	-
Adjusted Beginning Fund Balance	3,200,241	3,324,266
Ending Fund Balance	<u>\$ 3,324,266</u>	<u>\$ 3,665,906</u>
<i>Components of Ending Fund Balance:</i>		
Reserve for Revolving Cash	\$ -	\$ -
Reserve for Stores	-	-
Reserve for Prepaid Exp	-	-
Reserve for Econ Uncertainties	-	-
Restricted	3,324,266	3,665,906
Assigned	-	-
Unassigned	-	-
Total Ending Fund Balance	<u>\$ 3,324,266</u>	<u>\$ 3,665,906</u>

FULLERTON ELEMENTARY SCHOOL DISTRICT
 SELF INSURANCE FUND
 2018-19

	Estimated Actuals 2017-18	Adopted Budget 2018-19
Revenues		
LCFF	\$ -	\$ -
Federal Revenues	-	-
State Revenues	-	-
Other Local Revenues	1,842,100	1,903,900
Total Revenues	<u>\$ 1,842,100</u>	<u>\$ 1,903,900</u>
Expenditures		
Certificated Salaries	\$ -	\$ -
Classified Salaries	146,880	161,972
Employee Benefits	76,288	83,864
Books and Supplies	155,998	125,010
Services and Other Operating	1,500,256	1,508,576
Capital Outlay	-	-
Other Outgo	-	-
Direct Support	-	-
Total Expenditures	<u>\$ 1,879,422</u>	<u>\$ 1,879,422</u>
Excess (deficiency) of revenues over expenditures	\$ (37,322)	\$ 24,478
Other Financing Sources (Uses)		
Interfund Transfers In	\$ -	\$ -
Interfund Transfers Out	-	-
Contributions	-	-
Total Other Financing Sources (Uses)	<u>\$ -</u>	<u>\$ -</u>
Excess (deficiency) of revenues over expenditures and other sources (uses)	\$ (37,322)	\$ 24,478
<hr/>		
Beginning Net Position	\$ 1,559,915	\$ 1,522,593
Audit Adjustment	-	-
Adjusted Beginning Net Position	1,559,915	1,522,593
Ending Net Position	<u>\$ 1,522,593</u>	<u>\$ 1,547,071</u>
<i>Components of Ending Net Position:</i>		
Reserve for Revolving Cash	\$ -	\$ -
Reserve for Stores	-	-
Reserve for Prepaid Exp	-	-
Reserve for Econ Uncertainties	-	-
Restricted	-	-
Assigned	-	-
Unrestricted Net Position	1,522,593	1,547,071
Total Ending Net Position	<u>\$ 1,522,593</u>	<u>\$ 1,547,071</u>

ANNUAL BUDGET REPORT:
July 1, 2018 Budget Adoption

Insert "X" in applicable boxes:

This budget was developed using the state-adopted Criteria and Standards. It includes the expenditures necessary to implement the Local Control and Accountability Plan (LCAP) or annual update to the LCAP that will be effective for the budget year. The budget was filed and adopted subsequent to a public hearing by the governing board of the school district pursuant to Education Code sections 33129, 42127, 52060, 52061, and 52062.

If the budget includes a combined assigned and unassigned ending fund balance above the minimum recommended reserve for economic uncertainties, at its public hearing, the school district complied with the requirements of subparagraphs (B) and (C) of paragraph (2) of subdivision (a) of Education Code Section 42127.

Budget available for inspection at:

Public Hearing:

Place: Fullerton School District Busiiness Office
Date: June 01, 2018

Place: Fullerton School District
Date: June 05, 2018
Time: 05:30 PM

Adoption Date: June 19, 2018

Signed: _____
Clerk/Secretary of the Governing Board
(Original signature required)

Contact person for additional information on the budget reports:

Name: Robert R. Coghlan, Ph.D.

Telephone: (714) 447-7412

Title: Asst. Superintendent Business Services

E-mail: robert_coghlan@myfsd.org

Criteria and Standards Review Summary

The following summary is automatically completed based on data provided in the Criteria and Standards Review (Form 01CS). Criteria and standards that are "Not Met," and supplemental information and additional fiscal indicators that are "Yes," may indicate areas of potential concern for fiscal solvency purposes and should be carefully reviewed.

CRITERIA AND STANDARDS			Met	Not Met
1	Average Daily Attendance	Budgeted (funded) ADA has not been overestimated by more than the standard for the prior fiscal year, or two or more of the previous three fiscal years.	X	

CRITERIA AND STANDARDS (continued)			Met	Not Met
2	Enrollment	Enrollment has not been overestimated by more than the standard for the prior fiscal year, or two or more of the previous three fiscal years.		X
3	ADA to Enrollment	Projected second period (P-2) ADA to enrollment ratio is consistent with historical ratios for the budget and two subsequent fiscal years.	X	
4	Local Control Funding Formula (LCFF) Revenue	Projected change in LCFF revenue is within the standard for the budget and two subsequent fiscal years.		X
5	Salaries and Benefits	Projected ratios of total unrestricted salaries and benefits to total unrestricted general fund expenditures are consistent with historical ratios for the budget and two subsequent fiscal years.	X	
6a	Other Revenues	Projected operating revenues (e.g., federal, other state, and other local) are within the standard for the budget and two subsequent fiscal years.		X
6b	Other Expenditures	Projected operating expenditures (e.g., books and supplies, and services and other operating) are within the standard for the budget and two subsequent fiscal years.		X
7	Ongoing and Major Maintenance Account	If applicable, required contribution to the ongoing and major maintenance account (i.e., restricted maintenance account) is included in the budget.	X	
8	Deficit Spending	Unrestricted deficit spending, if any, has not exceeded the standard for two or more of the last three fiscal years.	X	
9	Fund Balance	Unrestricted general fund beginning balance has not been overestimated by more than the standard for two or more of the last three fiscal years.	X	
10	Reserves	Projected available reserves (e.g., reserve for economic uncertainties, unassigned/unappropriated amounts) meet minimum requirements for the budget and two subsequent fiscal years.	X	

SUPPLEMENTAL INFORMATION			No	Yes
S1	Contingent Liabilities	Are there known or contingent liabilities (e.g., financial or program audits, litigation, state compliance reviews) that may impact the budget?	X	
S2	Using One-time Revenues to Fund Ongoing Expenditures	Are there ongoing general fund expenditures in excess of one percent of the total general fund expenditures that are funded with one-time resources?	X	
S3	Using Ongoing Revenues to Fund One-time Expenditures	Are there large non-recurring general fund expenditures that are funded with ongoing general fund revenues?	X	
S4	Contingent Revenues	Are any projected revenues for the budget or two subsequent fiscal years contingent on reauthorization by the local government, special legislation, or other definitive act (e.g., parcel taxes, forest reserves)?	X	
S5	Contributions	Have contributions from unrestricted to restricted resources, or transfers to or from the general fund to cover operating deficits, changed by more than the standard for the budget or two subsequent fiscal years?	X	

SUPPLEMENTAL INFORMATION (continued)			No	Yes
S6	Long-term Commitments	Does the district have long-term (multiyear) commitments or debt agreements?		X
		<ul style="list-style-type: none"> If yes, have annual payments for the budget or two subsequent fiscal years increased over prior year's (2017-18) annual payment? 	X	
S7a	Postemployment Benefits Other than Pensions	Does the district provide postemployment benefits other than pensions (OPEB)?		X
		<ul style="list-style-type: none"> If yes, are they lifetime benefits? 	X	
		<ul style="list-style-type: none"> If yes, do benefits continue beyond age 65? If yes, are benefits funded by pay-as-you-go? 	X	X
S7b	Other Self-insurance Benefits	Does the district provide other self-insurance benefits (e.g., workers' compensation)?		X
S8	Status of Labor Agreements	Are salary and benefit negotiations still open for:		X
		<ul style="list-style-type: none"> Certificated? (Section S8A, Line 1) Classified? (Section S8B, Line 1) Management/supervisor/confidential? (Section S8C, Line 1) 		X
				X
S9	Local Control and Accountability Plan (LCAP)	<ul style="list-style-type: none"> Did or will the school district's governing board adopt an LCAP or approve an update to the LCAP effective for the budget year? Approval date for adoption of the LCAP or approval of an update to the LCAP: 		X
			Jun 19, 2018	
S10	LCAP Expenditures	Does the school district's budget include the expenditures necessary to implement the LCAP or annual update to the LCAP as described in the Local Control and Accountability Plan and Annual Update Template, Section 3: Actions, Services, and Expenditures?		X

ADDITIONAL FISCAL INDICATORS			No	Yes
A1	Negative Cash Flow	Do cash flow projections show that the district will end the budget year with a negative cash balance in the general fund?	X	
A2	Independent Position Control	Is personnel position control independent from the payroll system?		X
A3	Declining Enrollment	Is enrollment decreasing in both the prior fiscal year and budget year?		X
A4	New Charter Schools Impacting District Enrollment	Are any new charter schools operating in district boundaries that are impacting the district's enrollment, either in the prior fiscal year or budget year?	X	
A5	Salary Increases Exceed COLA	Has the district entered into a bargaining agreement where any of the budget or subsequent fiscal years of the agreement would result in salary increases that are expected to exceed the projected state funded cost-of-living adjustment?	X	

ADDITIONAL FISCAL INDICATORS (continued)			No	Yes
A6	Uncapped Health Benefits	Does the district provide uncapped (100% employer paid) health benefits for current or retired employees?	X	
A7	Independent Financial System	Is the district's financial system independent from the county office system?	X	
A8	Fiscal Distress Reports	Does the district have any reports that indicate fiscal distress? If yes, provide copies to the COE, pursuant to EC 42127.6(a).	X	
A9	Change of CBO or Superintendent	Have there been personnel changes in the superintendent or chief business official (CBO) positions within the last 12 months?		X

G = General Ledger Data; S = Supplemental Data

Form	Description	Data Supplied For:	
		2017-18 Estimated Actuals	2018-19 Budget
01	General Fund/County School Service Fund	GS	GS
09	Charter Schools Special Revenue Fund		
10	Special Education Pass-Through Fund		
11	Adult Education Fund		
12	Child Development Fund	G	G
13	Cafeteria Special Revenue Fund	G	G
14	Deferred Maintenance Fund	G	G
15	Pupil Transportation Equipment Fund		
17	Special Reserve Fund for Other Than Capital Outlay Projects		
18	School Bus Emissions Reduction Fund		
19	Foundation Special Revenue Fund		
20	Special Reserve Fund for Postemployment Benefits		
21	Building Fund	G	G
25	Capital Facilities Fund	G	G
30	State School Building Lease-Purchase Fund		
35	County School Facilities Fund		
40	Special Reserve Fund for Capital Outlay Projects	G	G
49	Capital Project Fund for Blended Component Units	G	G
51	Bond Interest and Redemption Fund	G	G
52	Debt Service Fund for Blended Component Units		
53	Tax Override Fund		
56	Debt Service Fund		
57	Foundation Permanent Fund		
61	Cafeteria Enterprise Fund		
62	Charter Schools Enterprise Fund		
63	Other Enterprise Fund		
66	Warehouse Revolving Fund		
67	Self-Insurance Fund	G	G
71	Retiree Benefit Fund		
73	Foundation Private-Purpose Trust Fund		
76	Warrant/Pass-Through Fund		
95	Student Body Fund		
76A	Changes in Assets and Liabilities (Warrant/Pass-Through)		
95A	Changes in Assets and Liabilities (Student Body)		
A	Average Daily Attendance	S	S
ASSET	Schedule of Capital Assets		
CASH	Cashflow Worksheet		S
CB	Budget Certification		S
CC	Workers' Compensation Certification		S
CEA	Current Expense Formula/Minimum Classroom Comp. - Actuals	G	
CEB	Current Expense Formula/Minimum Classroom Comp. - Budget		G
CHG	Change Order Form		
DEBT	Schedule of Long-Term Liabilities		
ESMOE	Every Student Succeeds Act Maintenance of Effort	G	
ICR	Indirect Cost Rate Worksheet	G	
L	Lottery Report	GS	

G = General Ledger Data; S = Supplemental Data

Form	Description	Data Supplied For:	
		2017-18 Estimated Actuals	2018-19 Budget
MYP	Multiyear Projections - General Fund		GS
SEA	Special Education Revenue Allocations		
SEAS	Special Education Revenue Allocations Setup (SELPA Selection)		
SIAA	Summary of Interfund Activities - Actuals	G	
SIAB	Summary of Interfund Activities - Budget		G
01CS	Criteria and Standards Review	GS	GS

ANNUAL CERTIFICATION REGARDING SELF-INSURED WORKERS' COMPENSATION CLAIMS

Pursuant to EC Section 42141, if a school district, either individually or as a member of a joint powers agency, is self-insured for workers' compensation claims, the superintendent of the school district annually shall provide information to the governing board of the school district regarding the estimated accrued but unfunded cost of those claims. The governing board annually shall certify to the county superintendent of schools the amount of money, if any, that it has decided to reserve in its budget for the cost of those claims.

To the County Superintendent of Schools:

() Our district is self-insured for workers' compensation claims as defined in Education Code Section 42141(a):

Total liabilities actuarially determined:	\$ 2,507,001.00
Less: Amount of total liabilities reserved in budget:	\$ 2,507,001.00
Estimated accrued but unfunded liabilities:	\$ 0.00

() This school district is self-insured for workers' compensation claims through a JPA, and offers the following information:

() This school district is not self-insured for workers' compensation claims.

Signed _____
Clerk/Secretary of the Governing Board
(Original signature required)

Date of Meeting: Jun 05, 2018

For additional information on this certification, please contact:

Name: Robert R. Coghlan, Ph.D.

Title: Asst. Superintendent Business Services

Telephone: (714) 447-7412

E-mail: robert_coghlan@myfsd.org

Description	Resource Codes	Object Codes	2017-18 Estimated Actuals			2018-19 Budget			% Diff Column C & F
			Unrestricted (A)	Restricted (B)	Total Fund col. A + B (C)	Unrestricted (D)	Restricted (E)	Total Fund col. D + E (F)	
A. REVENUES									
1) LCFF Sources		8010-8099	108,590,929.00	0.00	108,590,929.00	114,663,974.00	0.00	114,663,974.00	5.6%
2) Federal Revenue		8100-8299	0.00	7,104,278.00	7,104,278.00	0.00	6,098,609.00	6,098,609.00	-14.2%
3) Other State Revenue		8300-8599	4,370,791.00	3,678,479.00	8,049,270.00	6,846,791.00	3,303,989.00	10,150,780.00	26.1%
4) Other Local Revenue		8600-8799	899,850.00	8,675,335.00	9,575,185.00	513,980.00	8,098,534.00	8,612,514.00	-10.1%
5) TOTAL, REVENUES			113,861,570.00	19,458,092.00	133,319,662.00	122,024,745.00	17,501,132.00	139,525,877.00	4.7%
B. EXPENDITURES									
1) Certificated Salaries		1000-1999	51,599,537.00	11,631,217.00	63,230,754.00	52,477,217.00	12,088,328.00	64,565,545.00	2.1%
2) Classified Salaries		2000-2999	13,469,694.00	7,870,472.00	21,340,166.00	14,233,630.00	8,581,282.00	22,814,912.00	6.9%
3) Employee Benefits		3000-3999	23,612,007.00	7,069,821.00	30,681,828.00	25,923,773.00	7,940,440.00	33,864,213.00	10.4%
4) Books and Supplies		4000-4999	5,286,471.00	6,772,108.00	12,058,579.00	6,194,651.00	1,694,394.00	7,889,045.00	-34.6%
5) Services and Other Operating Expenditures		5000-5999	6,050,218.00	3,482,491.00	9,532,709.00	8,196,706.00	2,476,886.00	10,673,592.00	12.0%
6) Capital Outlay		6000-6999	78,617.00	1,446,161.00	1,524,778.00	158,187.00	1,044,156.00	1,202,343.00	-21.1%
7) Other Outgo (excluding Transfers of Indirect Costs)		7100-7299 7400-7499	845,266.00	995,748.00	1,841,014.00	824,231.00	1,040,000.00	1,864,231.00	1.3%
8) Other Outgo - Transfers of Indirect Costs		7300-7399	(991,696.00)	512,537.00	(479,159.00)	(861,893.00)	413,935.00	(447,958.00)	-6.5%
9) TOTAL, EXPENDITURES			99,950,114.00	39,780,555.00	139,730,669.00	107,146,502.00	35,279,421.00	142,425,923.00	1.9%
C. EXCESS (DEFICIENCY) OF REVENUES OVER EXPENDITURES BEFORE OTHER FINANCING SOURCES AND USES (A5 - B9)			13,911,456.00	(20,322,463.00)	(6,411,007.00)	14,878,243.00	(17,778,289.00)	(2,900,046.00)	-54.8%
D. OTHER FINANCING SOURCES/USES									
1) Interfund Transfers									
a) Transfers In		8900-8929	0.00	0.00	0.00	0.00	0.00	0.00	0.0%
b) Transfers Out		7600-7629	0.00	0.00	0.00	0.00	0.00	0.00	0.0%
2) Other Sources/Uses									
a) Sources		8930-8979	0.00	0.00	0.00	0.00	0.00	0.00	0.0%
b) Uses		7630-7699	0.00	0.00	0.00	0.00	0.00	0.00	0.0%
3) Contributions		8980-8999	(16,746,319.00)	16,746,319.00	0.00	(17,778,289.00)	17,778,289.00	0.00	0.0%
4) TOTAL, OTHER FINANCING SOURCES/USES			(16,746,319.00)	16,746,319.00	0.00	(17,778,289.00)	17,778,289.00	0.00	0.0%

Description	Resource Codes	Object Codes	2017-18 Estimated Actuals			2018-19 Budget			% Diff Column C & F
			Unrestricted (A)	Restricted (B)	Total Fund col. A + B (C)	Unrestricted (D)	Restricted (E)	Total Fund col. D + E (F)	
E. NET INCREASE (DECREASE) IN FUND BALANCE (C + D4)			(2,834,863.00)	(3,576,144.00)	(6,411,007.00)	(2,900,046.00)	0.00	(2,900,046.00)	-54.8%
F. FUND BALANCE, RESERVES									
1) Beginning Fund Balance									
a) As of July 1 - Unaudited		9791	35,063,235.00	3,576,144.00	38,639,379.00	32,228,372.00	0.00	32,228,372.00	-16.6%
b) Audit Adjustments		9793	0.00	0.00	0.00	0.00	0.00	0.00	0.0%
c) As of July 1 - Audited (F1a + F1b)			35,063,235.00	3,576,144.00	38,639,379.00	32,228,372.00	0.00	32,228,372.00	-16.6%
d) Other Restatements		9795	0.00	0.00	0.00	0.00	0.00	0.00	0.0%
e) Adjusted Beginning Balance (F1c + F1d)			35,063,235.00	3,576,144.00	38,639,379.00	32,228,372.00	0.00	32,228,372.00	-16.6%
2) Ending Balance, June 30 (E + F1e)			32,228,372.00	0.00	32,228,372.00	29,328,326.00	0.00	29,328,326.00	-9.0%
Components of Ending Fund Balance									
a) Nonspendable									
Revolving Cash		9711	50,000.00	0.00	50,000.00	50,000.00	0.00	50,000.00	0.0%
Stores		9712	59,113.00	0.00	59,113.00	70,000.00	0.00	70,000.00	18.4%
Prepaid Items		9713	0.00	0.00	0.00	0.00	0.00	0.00	0.0%
All Others		9719	0.00	0.00	0.00	0.00	0.00	0.00	0.0%
b) Restricted			0.00	0.00	0.00	0.00	0.00	0.00	0.0%
c) Committed									
Stabilization Arrangements		9750	0.00	0.00	0.00	0.00	0.00	0.00	0.0%
Other Commitments		9760	0.00	0.00	0.00	0.00	0.00	0.00	0.0%
d) Assigned									
Other Assignments		9780	5,675,000.00	0.00	5,675,000.00	4,000,000.00	0.00	4,000,000.00	-29.5%
Textbook Adoptions	0000	9780				3,400,000.00		3,400,000.00	
Deferred Maintenance	0000	9780				600,000.00		600,000.00	
LCFF Supplemental 302	0000	9780	825,000.00		825,000.00				
LCFF Base 304	0000	9780	350,000.00		350,000.00				
Ed Svcs/One-Time Mandated Cost 384	0000	9780	500,000.00		500,000.00				
Textbook Adoptions	0000	9780	3,400,000.00		3,400,000.00				
Deferred Maintenance	0000	9780	600,000.00		600,000.00				
e) Unassigned/Unappropriated									
Reserve for Economic Uncertainties		9789	4,191,921.00	0.00	4,191,921.00	4,272,778.00	0.00	4,272,778.00	1.9%
Unassigned/Unappropriated Amount			22,252,338.00	0.00	22,252,338.00	20,935,548.00	0.00	20,935,548.00	-5.9%

Description	Resource Codes	Object Codes	2017-18 Estimated Actuals			2018-19 Budget			% Diff Column C & F
			Unrestricted (A)	Restricted (B)	Total Fund col. A + B (C)	Unrestricted (D)	Restricted (E)	Total Fund col. D + E (F)	
G. ASSETS									
1) Cash									
a) in County Treasury		9110	0.00	0.00	0.00				
1) Fair Value Adjustment to Cash in County Treasury		9111	0.00	0.00	0.00				
b) in Banks		9120	0.00	0.00	0.00				
c) in Revolving Cash Account		9130	0.00	0.00	0.00				
d) with Fiscal Agent/Trustee		9135	0.00	0.00	0.00				
e) Collections Awaiting Deposit		9140	0.00	0.00	0.00				
2) Investments		9150	0.00	0.00	0.00				
3) Accounts Receivable		9200	0.00	0.00	0.00				
4) Due from Grantor Government		9290	0.00	0.00	0.00				
5) Due from Other Funds		9310	0.00	0.00	0.00				
6) Stores		9320	0.00	0.00	0.00				
7) Prepaid Expenditures		9330	0.00	0.00	0.00				
8) Other Current Assets		9340	0.00	0.00	0.00				
9) TOTAL, ASSETS			0.00	0.00	0.00				
H. DEFERRED OUTFLOWS OF RESOURCES									
1) Deferred Outflows of Resources		9490	0.00	0.00	0.00				
2) TOTAL, DEFERRED OUTFLOWS			0.00	0.00	0.00				
I. LIABILITIES									
1) Accounts Payable		9500	0.00	0.00	0.00				
2) Due to Grantor Governments		9590	0.00	0.00	0.00				
3) Due to Other Funds		9610	0.00	0.00	0.00				
4) Current Loans		9640	0.00	0.00	0.00				
5) Unearned Revenue		9650	0.00	0.00	0.00				
6) TOTAL, LIABILITIES			0.00	0.00	0.00				
J. DEFERRED INFLOWS OF RESOURCES									
1) Deferred Inflows of Resources		9690	0.00	0.00	0.00				
2) TOTAL, DEFERRED INFLOWS			0.00	0.00	0.00				
K. FUND EQUITY									
Ending Fund Balance, June 30 (G9 + H2) - (I6 + J2)			0.00	0.00	0.00				

Description	Resource Codes	Object Codes	2017-18 Estimated Actuals			2018-19 Budget			% Diff Column C & F
			Unrestricted (A)	Restricted (B)	Total Fund col. A + B (C)	Unrestricted (D)	Restricted (E)	Total Fund col. D + E (F)	
LCFF SOURCES									
Principal Apportionment									
State Aid - Current Year		8011	44,136,081.00	0.00	44,136,081.00	49,010,396.00	0.00	49,010,396.00	11.0%
Education Protection Account State Aid - Current Year		8012	15,516,876.00	0.00	15,516,876.00	14,496,526.00	0.00	14,496,526.00	-6.6%
State Aid - Prior Years		8019	0.00	0.00	0.00	0.00	0.00	0.00	0.0%
Tax Relief Subventions									
Homeowners' Exemptions		8021	212,921.00	0.00	212,921.00	212,921.00	0.00	212,921.00	0.0%
Timber Yield Tax		8022	3.00	0.00	3.00	3.00	0.00	3.00	0.0%
Other Subventions/In-Lieu Taxes		8029	0.00	0.00	0.00	0.00	0.00	0.00	0.0%
County & District Taxes									
Secured Roll Taxes		8041	36,611,121.00	0.00	36,611,121.00	36,568,315.00	0.00	36,568,315.00	-0.1%
Unsecured Roll Taxes		8042	1,111,610.00	0.00	1,111,610.00	1,111,610.00	0.00	1,111,610.00	0.0%
Prior Years' Taxes		8043	429,495.00	0.00	429,495.00	429,495.00	0.00	429,495.00	0.0%
Supplemental Taxes		8044	1,730,021.00	0.00	1,730,021.00	1,840,566.00	0.00	1,840,566.00	6.4%
Education Revenue Augmentation Fund (ERAF)		8045	5,797,864.00	0.00	5,797,864.00	7,906,322.00	0.00	7,906,322.00	36.4%
Community Redevelopment Funds (SB 617/699/1992)		8047	3,044,937.00	0.00	3,044,937.00	3,087,820.00	0.00	3,087,820.00	1.4%
Penalties and Interest from Delinquent Taxes		8048	0.00	0.00	0.00	0.00	0.00	0.00	0.0%
Miscellaneous Funds (EC 41604)									
Royalties and Bonuses		8081	0.00	0.00	0.00	0.00	0.00	0.00	0.0%
Other In-Lieu Taxes		8082	0.00	0.00	0.00	0.00	0.00	0.00	0.0%
Less: Non-LCFF (50%) Adjustment		8089	0.00	0.00	0.00	0.00	0.00	0.00	0.0%
Subtotal, LCFF Sources			108,590,929.00	0.00	108,590,929.00	114,663,974.00	0.00	114,663,974.00	5.6%
LCFF Transfers									
Unrestricted LCFF Transfers - Current Year	0000	8091	0.00		0.00	0.00		0.00	0.0%
All Other LCFF Transfers - Current Year	All Other	8091	0.00	0.00	0.00	0.00	0.00	0.00	0.0%
Transfers to Charter Schools in Lieu of Property Taxes		8096	0.00	0.00	0.00	0.00	0.00	0.00	0.0%
Property Taxes Transfers		8097	0.00	0.00	0.00	0.00	0.00	0.00	0.0%
LCFF/Revenue Limit Transfers - Prior Years		8099	0.00	0.00	0.00	0.00	0.00	0.00	0.0%
TOTAL, LCFF SOURCES			108,590,929.00	0.00	108,590,929.00	114,663,974.00	0.00	114,663,974.00	5.6%
FEDERAL REVENUE									
Maintenance and Operations		8110	0.00	0.00	0.00	0.00	0.00	0.00	0.0%
Special Education Entitlement		8181	0.00	2,216,858.00	2,216,858.00	0.00	2,216,858.00	2,216,858.00	0.0%
Special Education Discretionary Grants		8182	0.00	325,525.00	325,525.00	0.00	325,525.00	325,525.00	0.0%
Child Nutrition Programs		8220	0.00	0.00	0.00	0.00	0.00	0.00	0.0%
Donated Food Commodities		8221	0.00	0.00	0.00	0.00	0.00	0.00	0.0%
Forest Reserve Funds		8260	0.00	0.00	0.00	0.00	0.00	0.00	0.0%
Flood Control Funds		8270	0.00	0.00	0.00	0.00	0.00	0.00	0.0%
Wildlife Reserve Funds		8280	0.00	0.00	0.00	0.00	0.00	0.00	0.0%
FEMA		8281	0.00	0.00	0.00	0.00	0.00	0.00	0.0%
Interagency Contracts Between LEAs		8285	0.00	0.00	0.00	0.00	0.00	0.00	0.0%
Pass-Through Revenues from Federal Sources		8287	0.00	0.00	0.00	0.00	0.00	0.00	0.0%
Title I, Part A, Basic	3010	8290		3,262,821.00	3,262,821.00		2,436,831.00	2,436,831.00	-25.3%
Title I, Part D, Local Delinquent Programs	3025	8290		0.00	0.00		0.00	0.00	0.0%
Title II, Part A, Educator Quality	4035	8290		443,137.00	443,137.00		377,782.00	377,782.00	-14.7%
Title III, Part A, Immigrant Education Program	4201	8290		25,194.00	25,194.00		25,000.00	25,000.00	-0.8%

Description	Resource Codes	Object Codes	2017-18 Estimated Actuals			2018-19 Budget			% Diff Column C & F
			Unrestricted (A)	Restricted (B)	Total Fund col. A + B (C)	Unrestricted (D)	Restricted (E)	Total Fund col. D + E (F)	
Title III, Part A, English Learner Program	4203	8290		636,108.00	636,108.00		395,000.00	395,000.00	-37.9%
Public Charter Schools Grant Program (PCSGP)	4610	8290		0.00	0.00		0.00	0.00	0.0%
Other NCLB / Every Student Succeeds Act	3020, 3040, 3041, 3045, 3060, 3061, 3110, 3150, 3155, 3177, 3180, 3181, 3185, 4050, 4123, 4124, 4126, 4127, 5510, 5630	8290		0.00	0.00		0.00	0.00	0.0%
Career and Technical Education	3500-3599	8290		0.00	0.00		0.00	0.00	0.0%
All Other Federal Revenue	All Other	8290	0.00	194,635.00	194,635.00	0.00	321,613.00	321,613.00	65.2%
TOTAL, FEDERAL REVENUE			0.00	7,104,278.00	7,104,278.00	0.00	6,098,609.00	6,098,609.00	-14.2%
OTHER STATE REVENUE									
Other State Apportionments									
ROC/P Entitlement Prior Years	6360	8319		0.00	0.00		0.00	0.00	0.0%
Special Education Master Plan Current Year	6500	8311		0.00	0.00		0.00	0.00	0.0%
Prior Years	6500	8319		0.00	0.00		0.00	0.00	0.0%
All Other State Apportionments - Current Year	All Other	8311	0.00	0.00	0.00	0.00	0.00	0.00	0.0%
All Other State Apportionments - Prior Years	All Other	8319	0.00	0.00	0.00	0.00	0.00	0.00	0.0%
Child Nutrition Programs		8520	0.00	0.00	0.00	0.00	0.00	0.00	0.0%
Mandated Costs Reimbursements		8550	2,314,315.00	0.00	2,314,315.00	4,842,828.00	0.00	4,842,828.00	109.3%
Lottery - Unrestricted and Instructional Materials		8560	2,029,276.00	718,825.00	2,748,101.00	1,968,463.00	647,166.00	2,615,629.00	-4.8%
Tax Relief Subventions Restricted Levies - Other									
Homeowners' Exemptions		8575	0.00	0.00	0.00	0.00	0.00	0.00	0.0%
Other Subventions/In-Lieu Taxes		8576	0.00	0.00	0.00	0.00	0.00	0.00	0.0%
Pass-Through Revenues from State Sources		8587	0.00	0.00	0.00	0.00	0.00	0.00	0.0%
After School Education and Safety (ASES)	6010	8590		1,874,417.00	1,874,417.00		1,848,039.00	1,848,039.00	-1.4%
Charter School Facility Grant	6030	8590		0.00	0.00		0.00	0.00	0.0%
Drug/Alcohol/Tobacco Funds	6650, 6690, 6695	8590		2,250.00	2,250.00		2,250.00	2,250.00	0.0%
California Clean Energy Jobs Act	6230	8590		276,453.00	276,453.00		0.00	0.00	-100.0%
Career Technical Education Incentive Grant Program	6387	8590		0.00	0.00		0.00	0.00	0.0%
American Indian Early Childhood Education	7210	8590		0.00	0.00		0.00	0.00	0.0%
Specialized Secondary	7370	8590		0.00	0.00		0.00	0.00	0.0%
Quality Education Investment Act	7400	8590		0.00	0.00		0.00	0.00	0.0%
Common Core State Standards Implementation	7405	8590		0.00	0.00		0.00	0.00	0.0%
All Other State Revenue	All Other	8590	27,200.00	806,534.00	833,734.00	35,500.00	806,534.00	842,034.00	1.0%
TOTAL, OTHER STATE REVENUE			4,370,791.00	3,678,479.00	8,049,270.00	6,846,791.00	3,303,989.00	10,150,780.00	26.1%

Description	Resource Codes	Object Codes	2017-18 Estimated Actuals			2018-19 Budget			% Diff Column C & F
			Unrestricted (A)	Restricted (B)	Total Fund col. A + B (C)	Unrestricted (D)	Restricted (E)	Total Fund col. D + E (F)	
OTHER LOCAL REVENUE									
Other Local Revenue									
County and District Taxes									
Other Restricted Levies									
Secured Roll		8615	0.00	0.00	0.00	0.00	0.00	0.00	0.0%
Unsecured Roll		8616	0.00	0.00	0.00	0.00	0.00	0.00	0.0%
Prior Years' Taxes		8617	0.00	0.00	0.00	0.00	0.00	0.00	0.0%
Supplemental Taxes		8618	0.00	0.00	0.00	0.00	0.00	0.00	0.0%
Non-Ad Valorem Taxes									
Parcel Taxes		8621	0.00	0.00	0.00	0.00	0.00	0.00	0.0%
Other		8622	0.00	0.00	0.00	0.00	0.00	0.00	0.0%
Community Redevelopment Funds									
Not Subject to LCFF Deduction		8625	0.00	0.00	0.00	0.00	0.00	0.00	0.0%
Penalties and Interest from									
Delinquent Non-LCFF									
Taxes		8629	0.00	0.00	0.00	0.00	0.00	0.00	0.0%
Sales									
Sale of Equipment/Supplies		8631	15,000.00	0.00	15,000.00	10,000.00	0.00	10,000.00	-33.3%
Sale of Publications		8632	0.00	0.00	0.00	0.00	0.00	0.00	0.0%
Food Service Sales		8634	0.00	0.00	0.00	0.00	0.00	0.00	0.0%
All Other Sales		8639	0.00	0.00	0.00	0.00	0.00	0.00	0.0%
Leases and Rentals		8650	75,000.00	0.00	75,000.00	72,500.00	0.00	72,500.00	-3.3%
Interest		8660	230,000.00	0.00	230,000.00	250,000.00	0.00	250,000.00	8.7%
Net Increase (Decrease) in the Fair Value of Investments		8662	0.00	0.00	0.00	0.00	0.00	0.00	0.0%
Fees and Contracts									
Adult Education Fees		8671	0.00	0.00	0.00	0.00	0.00	0.00	0.0%
Non-Resident Students		8672	0.00	0.00	0.00	0.00	0.00	0.00	0.0%
Transportation Fees From Individuals		8675	0.00	0.00	0.00	0.00	0.00	0.00	0.0%
Interagency Services		8677	0.00	0.00	0.00	0.00	0.00	0.00	0.0%
Mitigation/Developer Fees		8681	0.00	0.00	0.00	0.00	0.00	0.00	0.0%
All Other Fees and Contracts		8689	0.00	0.00	0.00	0.00	0.00	0.00	0.0%
Other Local Revenue Plus: Misc Funds Non-LCFF (50%) Adjustment		8691	0.00	0.00	0.00	0.00	0.00	0.00	0.0%
Pass-Through Revenues From Local Sources		8697	0.00	0.00	0.00	0.00	0.00	0.00	0.0%
All Other Local Revenue		8699	579,850.00	1,931,124.00	2,510,974.00	181,480.00	1,217,561.00	1,399,041.00	-44.3%
Tuition		8710	0.00	0.00	0.00	0.00	0.00	0.00	0.0%
All Other Transfers In		8781-8783	0.00	0.00	0.00	0.00	0.00	0.00	0.0%
Transfers of Apportionments									
Special Education SELPA Transfers									
From Districts or Charter Schools	6500	8791		0.00	0.00		0.00	0.00	0.0%
From County Offices	6500	8792		6,744,211.00	6,744,211.00		6,880,973.00	6,880,973.00	2.0%
From JPAs	6500	8793		0.00	0.00		0.00	0.00	0.0%
ROC/P Transfers									
From Districts or Charter Schools	6360	8791		0.00	0.00		0.00	0.00	0.0%
From County Offices	6360	8792		0.00	0.00		0.00	0.00	0.0%
From JPAs	6360	8793		0.00	0.00		0.00	0.00	0.0%
Other Transfers of Apportionments									
From Districts or Charter Schools	All Other	8791	0.00	0.00	0.00	0.00	0.00	0.00	0.0%
From County Offices	All Other	8792	0.00	0.00	0.00	0.00	0.00	0.00	0.0%
From JPAs	All Other	8793	0.00	0.00	0.00	0.00	0.00	0.00	0.0%
All Other Transfers In from All Others		8799	0.00	0.00	0.00	0.00	0.00	0.00	0.0%
TOTAL, OTHER LOCAL REVENUE			899,850.00	8,675,335.00	9,575,185.00	513,980.00	8,098,534.00	8,612,514.00	-10.1%
TOTAL, REVENUES			113,861,570.00	19,458,092.00	133,319,662.00	122,024,745.00	17,501,132.00	139,525,877.00	4.7%

Description	Resource Codes	Object Codes	2017-18 Estimated Actuals			2018-19 Budget			% Diff Column C & F
			Unrestricted (A)	Restricted (B)	Total Fund col. A + B (C)	Unrestricted (D)	Restricted (E)	Total Fund col. D + E (F)	
CERTIFICATED SALARIES									
Certificated Teachers' Salaries		1100	44,123,419.00	9,811,379.00	53,934,798.00	44,371,889.00	10,041,585.00	54,413,474.00	0.9%
Certificated Pupil Support Salaries		1200	1,236,934.00	1,155,300.00	2,392,234.00	1,587,652.00	1,264,580.00	2,852,232.00	19.2%
Certificated Supervisors' and Administrators' Salaries		1300	5,645,964.00	614,618.00	6,260,582.00	5,859,685.00	777,163.00	6,636,848.00	6.0%
Other Certificated Salaries		1900	593,220.00	49,920.00	643,140.00	657,991.00	5,000.00	662,991.00	3.1%
TOTAL, CERTIFICATED SALARIES			51,599,537.00	11,631,217.00	63,230,754.00	52,477,217.00	12,088,328.00	64,565,545.00	2.1%
CLASSIFIED SALARIES									
Classified Instructional Salaries		2100	1,042,488.00	5,088,202.00	6,130,690.00	1,310,183.00	5,622,675.00	6,932,858.00	13.1%
Classified Support Salaries		2200	6,337,791.00	1,160,976.00	7,498,767.00	6,617,840.00	1,168,875.00	7,786,715.00	3.8%
Classified Supervisors' and Administrators' Salaries		2300	1,213,103.00	790,591.00	2,003,694.00	1,252,116.00	854,263.00	2,106,379.00	5.1%
Clerical, Technical and Office Salaries		2400	4,454,429.00	792,748.00	5,247,177.00	4,547,481.00	928,734.00	5,476,215.00	4.4%
Other Classified Salaries		2900	421,883.00	37,955.00	459,838.00	506,010.00	6,735.00	512,745.00	11.5%
TOTAL, CLASSIFIED SALARIES			13,469,694.00	7,870,472.00	21,340,166.00	14,233,630.00	8,581,282.00	22,814,912.00	6.9%
EMPLOYEE BENEFITS									
STRS		3101-3102	7,444,465.00	1,609,786.00	9,054,251.00	8,445,872.00	1,929,716.00	10,375,588.00	14.6%
PERS		3201-3202	1,728,472.00	1,063,034.00	2,791,506.00	2,115,036.00	1,242,321.00	3,357,357.00	20.3%
OASDI/Medicare/Alternative		3301-3302	1,811,204.00	793,023.00	2,604,227.00	1,796,920.00	825,842.00	2,622,762.00	0.7%
Health and Welfare Benefits		3401-3402	10,875,087.00	3,088,403.00	13,963,490.00	11,787,032.00	3,397,515.00	15,184,547.00	8.7%
Unemployment Insurance		3501-3502	35,526.00	9,719.00	45,245.00	34,389.00	10,385.00	44,774.00	-1.0%
Workers' Compensation		3601-3602	785,832.00	233,627.00	1,019,459.00	797,690.00	246,593.00	1,044,283.00	2.4%
OPEB, Allocated		3701-3702	914,421.00	272,229.00	1,186,650.00	929,834.00	288,068.00	1,217,902.00	2.6%
OPEB, Active Employees		3751-3752	0.00	0.00	0.00	0.00	0.00	0.00	0.0%
Other Employee Benefits		3901-3902	17,000.00	0.00	17,000.00	17,000.00	0.00	17,000.00	0.0%
TOTAL, EMPLOYEE BENEFITS			23,612,007.00	7,069,821.00	30,681,828.00	25,923,773.00	7,940,440.00	33,864,213.00	10.4%
BOOKS AND SUPPLIES									
Approved Textbooks and Core Curricula Materials		4100	996,296.00	1,502,726.00	2,499,022.00	0.00	347,166.00	347,166.00	-86.1%
Books and Other Reference Materials		4200	0.00	0.00	0.00	200.00	0.00	200.00	New
Materials and Supplies		4300	3,145,551.00	4,855,878.00	8,001,429.00	5,610,759.00	1,127,228.00	6,737,987.00	-15.8%
Noncapitalized Equipment		4400	1,144,624.00	413,504.00	1,558,128.00	583,692.00	220,000.00	803,692.00	-48.4%
Food		4700	0.00	0.00	0.00	0.00	0.00	0.00	0.0%
TOTAL, BOOKS AND SUPPLIES			5,286,471.00	6,772,108.00	12,058,579.00	6,194,651.00	1,694,394.00	7,889,045.00	-34.6%
SERVICES AND OTHER OPERATING EXPENDITURES									
Subagreements for Services		5100	0.00	311,307.00	311,307.00	0.00	225,000.00	225,000.00	-27.7%
Travel and Conferences		5200	329,689.00	198,546.00	528,235.00	347,449.00	104,780.00	452,229.00	-14.4%
Dues and Memberships		5300	51,524.00	3,200.00	54,724.00	49,215.00	2,100.00	51,315.00	-6.2%
Insurance		5400 - 5450	855,643.00	15,000.00	870,643.00	865,875.00	15,000.00	880,875.00	1.2%
Operations and Housekeeping Services		5500	2,008,000.00	0.00	2,008,000.00	1,955,000.00	0.00	1,955,000.00	-2.6%
Rentals, Leases, Repairs, and Noncapitalized Improvements		5600	39,015.00	724,525.00	763,540.00	279,939.00	297,000.00	576,939.00	-24.4%
Transfers of Direct Costs		5710	(99,222.00)	99,222.00	0.00	(45,536.00)	45,536.00	0.00	0.0%
Transfers of Direct Costs - Interfund		5750	(31,200.00)	(10,000.00)	(41,200.00)	(31,109.00)	(2,000.00)	(33,109.00)	-19.6%
Professional/Consulting Services and Operating Expenditures		5800	2,095,978.00	2,118,442.00	4,214,420.00	4,360,540.00	1,773,970.00	6,134,510.00	45.6%
Communications		5900	800,791.00	22,249.00	823,040.00	415,333.00	15,500.00	430,833.00	-47.7%
TOTAL, SERVICES AND OTHER OPERATING EXPENDITURES			6,050,218.00	3,482,491.00	9,532,709.00	8,196,706.00	2,476,886.00	10,673,592.00	12.0%

Description	Resource Codes	Object Codes	2017-18 Estimated Actuals			2018-19 Budget			% Diff Column C & F
			Unrestricted (A)	Restricted (B)	Total Fund col. A + B (C)	Unrestricted (D)	Restricted (E)	Total Fund col. D + E (F)	
CAPITAL OUTLAY									
Land		6100	1,500.00	485,744.00	487,244.00	0.00	590,000.00	590,000.00	21.1%
Land Improvements		6170	0.00	0.00	0.00	0.00	0.00	0.00	0.0%
Buildings and Improvements of Buildings		6200	0.00	893,545.00	893,545.00	71,200.00	364,156.00	435,356.00	-51.3%
Books and Media for New School Libraries or Major Expansion of School Libraries		6300	0.00	0.00	0.00	0.00	0.00	0.00	0.0%
Equipment		6400	39,937.00	17,772.00	57,709.00	4,556.00	0.00	4,556.00	-92.1%
Equipment Replacement		6500	37,180.00	49,100.00	86,280.00	82,431.00	90,000.00	172,431.00	99.9%
TOTAL, CAPITAL OUTLAY			78,617.00	1,446,161.00	1,524,778.00	158,187.00	1,044,156.00	1,202,343.00	-21.1%
OTHER OUTGO (excluding Transfers of Indirect Costs)									
Tuition									
Tuition for Instruction Under Interdistrict Attendance Agreements		7110	0.00	0.00	0.00	0.00	0.00	0.00	0.0%
State Special Schools		7130	0.00	0.00	0.00	0.00	0.00	0.00	0.0%
Tuition, Excess Costs, and/or Deficit Payments Payments to Districts or Charter Schools		7141	0.00	308,950.00	308,950.00	0.00	330,000.00	330,000.00	6.8%
Payments to County Offices		7142	300,000.00	686,798.00	986,798.00	300,000.00	710,000.00	1,010,000.00	2.4%
Payments to JPAs		7143	0.00	0.00	0.00	0.00	0.00	0.00	0.0%
Transfers of Pass-Through Revenues To Districts or Charter Schools		7211	0.00	0.00	0.00	0.00	0.00	0.00	0.0%
To County Offices		7212	0.00	0.00	0.00	0.00	0.00	0.00	0.0%
To JPAs		7213	0.00	0.00	0.00	0.00	0.00	0.00	0.0%
Special Education SELPA Transfers of Apportionments To Districts or Charter Schools	6500	7221		0.00	0.00		0.00	0.00	0.0%
To County Offices	6500	7222		0.00	0.00		0.00	0.00	0.0%
To JPAs	6500	7223		0.00	0.00		0.00	0.00	0.0%
ROC/P Transfers of Apportionments To Districts or Charter Schools	6360	7221		0.00	0.00		0.00	0.00	0.0%
To County Offices	6360	7222		0.00	0.00		0.00	0.00	0.0%
To JPAs	6360	7223		0.00	0.00		0.00	0.00	0.0%
Other Transfers of Apportionments All Other		7221-7223	0.00	0.00	0.00	0.00	0.00	0.00	0.0%
All Other Transfers		7281-7283	0.00	0.00	0.00	0.00	0.00	0.00	0.0%
All Other Transfers Out to All Others		7299	0.00	0.00	0.00	0.00	0.00	0.00	0.0%
Debt Service									
Debt Service - Interest		7438	177,141.00	0.00	177,141.00	145,145.00	0.00	145,145.00	-18.1%
Other Debt Service - Principal		7439	368,125.00	0.00	368,125.00	379,086.00	0.00	379,086.00	3.0%
TOTAL, OTHER OUTGO (excluding Transfers of Indirect Costs)			845,266.00	995,748.00	1,841,014.00	824,231.00	1,040,000.00	1,864,231.00	1.3%
OTHER OUTGO - TRANSFERS OF INDIRECT COSTS									
Transfers of Indirect Costs		7310	(512,537.00)	512,537.00	0.00	(413,935.00)	413,935.00	0.00	0.0%
Transfers of Indirect Costs - Interfund		7350	(479,159.00)	0.00	(479,159.00)	(447,958.00)	0.00	(447,958.00)	-6.5%
TOTAL, OTHER OUTGO - TRANSFERS OF INDIRECT COSTS			(991,696.00)	512,537.00	(479,159.00)	(861,893.00)	413,935.00	(447,958.00)	-6.5%
TOTAL, EXPENDITURES			99,950,114.00	39,780,555.00	139,730,669.00	107,146,502.00	35,279,421.00	142,425,923.00	1.9%

Description	Resource Codes	Object Codes	2017-18 Estimated Actuals			2018-19 Budget			% Diff Column C & F
			Unrestricted (A)	Restricted (B)	Total Fund col. A + B (C)	Unrestricted (D)	Restricted (E)	Total Fund col. D + E (F)	
INTERFUND TRANSFERS									
INTERFUND TRANSFERS IN									
From: Special Reserve Fund		8912	0.00	0.00	0.00	0.00	0.00	0.00	0.0%
From: Bond Interest and Redemption Fund		8914	0.00	0.00	0.00	0.00	0.00	0.00	0.0%
Other Authorized Interfund Transfers In		8919	0.00	0.00	0.00	0.00	0.00	0.00	0.0%
(a) TOTAL, INTERFUND TRANSFERS IN			0.00	0.00	0.00	0.00	0.00	0.00	0.0%
INTERFUND TRANSFERS OUT									
To: Child Development Fund		7611	0.00	0.00	0.00	0.00	0.00	0.00	0.0%
To: Special Reserve Fund		7612	0.00	0.00	0.00	0.00	0.00	0.00	0.0%
To: State School Building Fund/ County School Facilities Fund		7613	0.00	0.00	0.00	0.00	0.00	0.00	0.0%
To: Cafeteria Fund		7616	0.00	0.00	0.00	0.00	0.00	0.00	0.0%
Other Authorized Interfund Transfers Out		7619	0.00	0.00	0.00	0.00	0.00	0.00	0.0%
(b) TOTAL, INTERFUND TRANSFERS OUT			0.00	0.00	0.00	0.00	0.00	0.00	0.0%
OTHER SOURCES/USES									
SOURCES									
State Apportionments Emergency Apportionments		8931	0.00	0.00	0.00	0.00	0.00	0.00	0.0%
Proceeds Proceeds from Sale/Lease- Purchase of Land/Buildings		8953	0.00	0.00	0.00	0.00	0.00	0.00	0.0%
Other Sources Transfers from Funds of Lapsed/Reorganized LEAs		8965	0.00	0.00	0.00	0.00	0.00	0.00	0.0%
Long-Term Debt Proceeds Proceeds from Certificates of Participation		8971	0.00	0.00	0.00	0.00	0.00	0.00	0.0%
Proceeds from Capital Leases		8972	0.00	0.00	0.00	0.00	0.00	0.00	0.0%
Proceeds from Lease Revenue Bonds		8973	0.00	0.00	0.00	0.00	0.00	0.00	0.0%
All Other Financing Sources		8979	0.00	0.00	0.00	0.00	0.00	0.00	0.0%
(c) TOTAL, SOURCES			0.00	0.00	0.00	0.00	0.00	0.00	0.0%
USES									
Transfers of Funds from Lapsed/Reorganized LEAs		7651	0.00	0.00	0.00	0.00	0.00	0.00	0.0%
All Other Financing Uses		7699	0.00	0.00	0.00	0.00	0.00	0.00	0.0%
(d) TOTAL, USES			0.00	0.00	0.00	0.00	0.00	0.00	0.0%
CONTRIBUTIONS									
Contributions from Unrestricted Revenues		8980	(16,746,319.00)	16,746,319.00	0.00	(17,778,289.00)	17,778,289.00	0.00	0.0%
Contributions from Restricted Revenues		8990	0.00	0.00	0.00	0.00	0.00	0.00	0.0%
(e) TOTAL, CONTRIBUTIONS			(16,746,319.00)	16,746,319.00	0.00	(17,778,289.00)	17,778,289.00	0.00	0.0%
TOTAL, OTHER FINANCING SOURCES/USES									
(a - b + c - d + e)			(16,746,319.00)	16,746,319.00	0.00	(17,778,289.00)	17,778,289.00	0.00	0.0%

Description	Function Codes	Object Codes	2017-18 Estimated Actuals			2018-19 Budget			% Diff Column C & F
			Unrestricted (A)	Restricted (B)	Total Fund col. A + B (C)	Unrestricted (D)	Restricted (E)	Total Fund col. D + E (F)	
A. REVENUES									
1) LCFF Sources		8010-8099	108,590,929.00	0.00	108,590,929.00	114,663,974.00	0.00	114,663,974.00	5.6%
2) Federal Revenue		8100-8299	0.00	7,104,278.00	7,104,278.00	0.00	6,098,609.00	6,098,609.00	-14.2%
3) Other State Revenue		8300-8599	4,370,791.00	3,678,479.00	8,049,270.00	6,846,791.00	3,303,989.00	10,150,780.00	26.1%
4) Other Local Revenue		8600-8799	899,850.00	8,675,335.00	9,575,185.00	513,980.00	8,098,534.00	8,612,514.00	-10.1%
5) TOTAL REVENUES			113,861,570.00	19,458,092.00	133,319,662.00	122,024,745.00	17,501,132.00	139,525,877.00	4.7%
B. EXPENDITURES (Objects 1000-7999)									
1) Instruction	1000-1999		64,909,949.00	27,674,750.00	92,584,699.00	65,999,903.00	24,089,043.00	90,088,946.00	-2.7%
2) Instruction - Related Services	2000-2999		15,746,152.00	2,631,555.00	18,377,707.00	16,536,460.00	2,722,906.00	19,259,366.00	4.8%
3) Pupil Services	3000-3999		4,888,431.00	2,570,882.00	7,459,313.00	5,691,627.00	2,519,333.00	8,210,960.00	10.1%
4) Ancillary Services	4000-4999		15,833.00	0.00	15,833.00	12,546.00	0.00	12,546.00	-20.8%
5) Community Services	5000-5999		0.00	0.00	0.00	0.00	0.00	0.00	0.0%
6) Enterprise	6000-6999		0.00	0.00	0.00	0.00	0.00	0.00	0.0%
7) General Administration	7000-7999		6,091,591.00	513,525.00	6,605,116.00	10,225,295.00	414,375.00	10,639,670.00	61.1%
8) Plant Services	8000-8999		7,452,892.00	5,394,095.00	12,846,987.00	7,856,440.00	4,493,764.00	12,350,204.00	-3.9%
9) Other Outgo	9000-9999	Except 7600-7699	845,266.00	995,748.00	1,841,014.00	824,231.00	1,040,000.00	1,864,231.00	1.3%
10) TOTAL EXPENDITURES			99,950,114.00	39,780,555.00	139,730,669.00	107,146,502.00	35,279,421.00	142,425,923.00	1.9%
C. EXCESS (DEFICIENCY) OF REVENUES OVER EXPENDITURES BEFORE OTHER FINANCING SOURCES AND USES (A5 - B10)			13,911,456.00	(20,322,463.00)	(6,411,007.00)	14,878,243.00	(17,778,289.00)	(2,900,046.00)	-54.8%
D. OTHER FINANCING SOURCES/USES									
1) Interfund Transfers									
a) Transfers In		8900-8929	0.00	0.00	0.00	0.00	0.00	0.00	0.0%
b) Transfers Out		7600-7629	0.00	0.00	0.00	0.00	0.00	0.00	0.0%
2) Other Sources/Uses									
a) Sources		8930-8979	0.00	0.00	0.00	0.00	0.00	0.00	0.0%
b) Uses		7630-7699	0.00	0.00	0.00	0.00	0.00	0.00	0.0%
3) Contributions		8980-8999	(16,746,319.00)	16,746,319.00	0.00	(17,778,289.00)	17,778,289.00	0.00	0.0%
4) TOTAL OTHER FINANCING SOURCES/USES			(16,746,319.00)	16,746,319.00	0.00	(17,778,289.00)	17,778,289.00	0.00	0.0%

Description	Function Codes	Object Codes	2017-18 Estimated Actuals			2018-19 Budget			% Diff Column C & F
			Unrestricted (A)	Restricted (B)	Total Fund col. A + B (C)	Unrestricted (D)	Restricted (E)	Total Fund col. D + E (F)	
E. NET INCREASE (DECREASE) IN FUND BALANCE (C + D4)			(2,834,863.00)	(3,576,144.00)	(6,411,007.00)	(2,900,046.00)	0.00	(2,900,046.00)	-54.8%
F. FUND BALANCE, RESERVES									
1) Beginning Fund Balance									
a) As of July 1 - Unaudited		9791	35,063,235.00	3,576,144.00	38,639,379.00	32,228,372.00	0.00	32,228,372.00	-16.6%
b) Audit Adjustments		9793	0.00	0.00	0.00	0.00	0.00	0.00	0.0%
c) As of July 1 - Audited (F1a + F1b)			35,063,235.00	3,576,144.00	38,639,379.00	32,228,372.00	0.00	32,228,372.00	-16.6%
d) Other Restatements		9795	0.00	0.00	0.00	0.00	0.00	0.00	0.0%
e) Adjusted Beginning Balance (F1c + F1d)			35,063,235.00	3,576,144.00	38,639,379.00	32,228,372.00	0.00	32,228,372.00	-16.6%
2) Ending Balance, June 30 (E + F1e)			32,228,372.00	0.00	32,228,372.00	29,328,326.00	0.00	29,328,326.00	-9.0%
Components of Ending Fund Balance									
a) Nonspendable									
Revolving Cash		9711	50,000.00	0.00	50,000.00	50,000.00	0.00	50,000.00	0.0%
Stores		9712	59,113.00	0.00	59,113.00	70,000.00	0.00	70,000.00	18.4%
Prepaid Items		9713	0.00	0.00	0.00	0.00	0.00	0.00	0.0%
All Others		9719	0.00	0.00	0.00	0.00	0.00	0.00	0.0%
b) Restricted									
		9740	0.00	0.00	0.00	0.00	0.00	0.00	0.0%
c) Committed									
Stabilization Arrangements		9750	0.00	0.00	0.00	0.00	0.00	0.00	0.0%
Other Commitments (by Resource/Object)		9760	0.00	0.00	0.00	0.00	0.00	0.00	0.0%
d) Assigned									
Other Assignments (by Resource/Object)		9780	5,675,000.00	0.00	5,675,000.00	4,000,000.00	0.00	4,000,000.00	-29.5%
Textbook Adoptions	0000	9780				3,400,000.00		3,400,000.00	
Deferred Maintenance	0000	9780				600,000.00		600,000.00	
LCFF Supplemental 302	0000	9780	825,000.00		825,000.00				
LCFF Base 304	0000	9780	350,000.00		350,000.00				
Ed Svcs/One-Time Mandated Cost 384	0000	9780	500,000.00		500,000.00				
Textbook Adoptions	0000	9780	3,400,000.00		3,400,000.00				
Deferred Maintenance	0000	9780	600,000.00		600,000.00				
e) Unassigned/Unappropriated									
Reserve for Economic Uncertainties		9789	4,191,921.00	0.00	4,191,921.00	4,272,778.00	0.00	4,272,778.00	1.9%
Unassigned/Unappropriated Amount		9790	22,252,338.00	0.00	22,252,338.00	20,935,548.00	0.00	20,935,548.00	-5.9%

Resource	Description	2017-18 Estimated Actuals	2018-19 Budget
	Total, Restricted Balance	0.00	0.00

Description	Resource Codes	Object Codes	2017-18 Estimated Actuals	2018-19 Budget	Percent Difference
A. REVENUES					
1) LCFF Sources		8010-8099	0.00	0.00	0.0%
2) Federal Revenue		8100-8299	0.00	0.00	0.0%
3) Other State Revenue		8300-8599	2,104,314.00	2,132,491.00	1.3%
4) Other Local Revenue		8600-8799	2,403,347.00	2,464,829.00	2.6%
5) TOTAL, REVENUES			4,507,661.00	4,597,320.00	2.0%
B. EXPENDITURES					
1) Certificated Salaries		1000-1999	795,373.00	753,725.00	-5.2%
2) Classified Salaries		2000-2999	2,191,606.00	2,282,404.00	4.1%
3) Employee Benefits		3000-3999	935,077.00	1,099,723.00	17.6%
4) Books and Supplies		4000-4999	357,355.00	327,003.00	-8.5%
5) Services and Other Operating Expenditures		5000-5999	171,504.00	172,558.00	0.6%
6) Capital Outlay		6000-6999	0.00	0.00	0.0%
7) Other Outgo (excluding Transfers of Indirect Costs)		7100-7299, 7400-7499	0.00	0.00	0.0%
8) Other Outgo - Transfers of Indirect Costs		7300-7399	216,232.00	205,791.00	-4.8%
9) TOTAL, EXPENDITURES			4,667,147.00	4,841,204.00	3.7%
C. EXCESS (DEFICIENCY) OF REVENUES OVER EXPENDITURES BEFORE OTHER FINANCING SOURCES AND USES (A5 - B9)			(159,486.00)	(243,884.00)	52.9%
D. OTHER FINANCING SOURCES/USES					
1) Interfund Transfers					
a) Transfers In		8900-8929	0.00	0.00	0.0%
b) Transfers Out		7600-7629	0.00	0.00	0.0%
2) Other Sources/Uses					
a) Sources		8930-8979	0.00	0.00	0.0%
b) Uses		7630-7699	0.00	0.00	0.0%
3) Contributions		8980-8999	0.00	0.00	0.0%
4) TOTAL, OTHER FINANCING SOURCES/USES			0.00	0.00	0.0%

Description	Resource Codes	Object Codes	2017-18 Estimated Actuals	2018-19 Budget	Percent Difference
E. NET INCREASE (DECREASE) IN FUND BALANCE (C + D4)			(159,486.00)	(243,884.00)	52.9%
F. FUND BALANCE, RESERVES					
1) Beginning Fund Balance					
a) As of July 1 - Unaudited		9791	707,409.00	547,923.00	-22.5%
b) Audit Adjustments		9793	0.00	0.00	0.0%
c) As of July 1 - Audited (F1a + F1b)			707,409.00	547,923.00	-22.5%
d) Other Restatements		9795	0.00	0.00	0.0%
e) Adjusted Beginning Balance (F1c + F1d)			707,409.00	547,923.00	-22.5%
2) Ending Balance, June 30 (E + F1e)			547,923.00	304,039.00	-44.5%
Components of Ending Fund Balance					
a) Nonspendable					
Revolving Cash		9711	0.00	0.00	0.0%
Stores		9712	0.00	0.00	0.0%
Prepaid Items		9713	0.00	0.00	0.0%
All Others		9719	0.00	0.00	0.0%
b) Restricted			0.00	0.00	0.0%
c) Committed					
Stabilization Arrangements		9750	0.00	0.00	0.0%
Other Commitments		9760	0.00	0.00	0.0%
d) Assigned					
Other Assignments		9780	547,923.00	304,039.00	-44.5%
e) Unassigned/Unappropriated					
Reserve for Economic Uncertainties		9789	0.00	0.00	0.0%
Unassigned/Unappropriated Amount		9790	0.00	0.00	0.0%

Description	Resource Codes	Object Codes	2017-18 Estimated Actuals	2018-19 Budget	Percent Difference
G. ASSETS					
1) Cash					
a) in County Treasury		9110	0.00		
1) Fair Value Adjustment to Cash in County Treasury		9111	0.00		
b) in Banks		9120	0.00		
c) in Revolving Cash Account		9130	0.00		
d) with Fiscal Agent/Trustee		9135	0.00		
e) Collections Awaiting Deposit		9140	0.00		
2) Investments		9150	0.00		
3) Accounts Receivable		9200	0.00		
4) Due from Grantor Government		9290	0.00		
5) Due from Other Funds		9310	0.00		
6) Stores		9320	0.00		
7) Prepaid Expenditures		9330	0.00		
8) Other Current Assets		9340	0.00		
9) TOTAL, ASSETS			0.00		
H. DEFERRED OUTFLOWS OF RESOURCES					
1) Deferred Outflows of Resources		9490	0.00		
2) TOTAL, DEFERRED OUTFLOWS			0.00		
I. LIABILITIES					
1) Accounts Payable		9500	0.00		
2) Due to Grantor Governments		9590	0.00		
3) Due to Other Funds		9610	0.00		
4) Current Loans		9640			
5) Unearned Revenue		9650	0.00		
6) TOTAL, LIABILITIES			0.00		
J. DEFERRED INFLOWS OF RESOURCES					
1) Deferred Inflows of Resources		9690	0.00		
2) TOTAL, DEFERRED INFLOWS			0.00		
K. FUND EQUITY					
Ending Fund Balance, June 30 (G9 + H2) - (I6 + J2)			0.00		

Description	Resource Codes	Object Codes	2017-18 Estimated Actuals	2018-19 Budget	Percent Difference
FEDERAL REVENUE					
Child Nutrition Programs		8220	0.00	0.00	0.0%
Interagency Contracts Between LEAs		8285	0.00	0.00	0.0%
Title I, Part A, Basic	3010	8290	0.00	0.00	0.0%
All Other Federal Revenue	All Other	8290	0.00	0.00	0.0%
TOTAL, FEDERAL REVENUE			0.00	0.00	0.0%
OTHER STATE REVENUE					
Child Nutrition Programs		8520	0.00	0.00	0.0%
Child Development Apportionments		8530	0.00	0.00	0.0%
Pass-Through Revenues from State Sources		8587	0.00	0.00	0.0%
State Preschool	6105	8590	2,043,491.00	2,043,491.00	0.0%
All Other State Revenue	All Other	8590	60,823.00	89,000.00	46.3%
TOTAL, OTHER STATE REVENUE			2,104,314.00	2,132,491.00	1.3%
OTHER LOCAL REVENUE					
Other Local Revenue					
Sales					
Sale of Equipment/Supplies		8631	0.00	0.00	0.0%
Food Service Sales		8634	0.00	0.00	0.0%
Interest		8660	8,500.00	9,500.00	11.8%
Net Increase (Decrease) in the Fair Value of Investments		8662	0.00	0.00	0.0%
Fees and Contracts					
Child Development Parent Fees		8673	2,394,247.00	2,455,329.00	2.6%
Interagency Services		8677	0.00	0.00	0.0%
All Other Fees and Contracts		8689	0.00	0.00	0.0%
Other Local Revenue					
All Other Local Revenue		8699	600.00	0.00	-100.0%
All Other Transfers In from All Others		8799	0.00	0.00	0.0%
TOTAL, OTHER LOCAL REVENUE			2,403,347.00	2,464,829.00	2.6%
TOTAL, REVENUES			4,507,661.00	4,597,320.00	2.0%

Description	Resource Codes	Object Codes	2017-18 Estimated Actuals	2018-19 Budget	Percent Difference
CERTIFICATED SALARIES					
Certificated Teachers' Salaries		1100	645,808.00	589,184.00	-8.8%
Certificated Pupil Support Salaries		1200	83,000.00	97,311.00	17.2%
Certificated Supervisors' and Administrators' Salaries		1300	66,565.00	67,230.00	1.0%
Other Certificated Salaries		1900	0.00	0.00	0.0%
TOTAL, CERTIFICATED SALARIES			795,373.00	753,725.00	-5.2%
CLASSIFIED SALARIES					
Classified Instructional Salaries		2100	1,824,231.00	1,899,774.00	4.1%
Classified Support Salaries		2200	10,000.00	9,000.00	-10.0%
Classified Supervisors' and Administrators' Salaries		2300	123,392.00	124,984.00	1.3%
Clerical, Technical and Office Salaries		2400	233,983.00	248,646.00	6.3%
Other Classified Salaries		2900	0.00	0.00	0.0%
TOTAL, CLASSIFIED SALARIES			2,191,606.00	2,282,404.00	4.1%
EMPLOYEE BENEFITS					
STRS		3101-3102	88,091.00	101,564.00	15.3%
PERS		3201-3202	223,645.00	333,525.00	49.1%
OASDI/Medicare/Alternative		3301-3302	182,790.00	198,202.00	8.4%
Health and Welfare Benefits		3401-3402	366,195.00	385,551.00	5.3%
Unemployment Insurance		3501-3502	1,530.00	1,550.00	1.3%
Workers' Compensation		3601-3602	33,807.00	36,815.00	8.9%
OPEB, Allocated		3701-3702	39,019.00	42,516.00	9.0%
OPEB, Active Employees		3751-3752	0.00	0.00	0.0%
Other Employee Benefits		3901-3902	0.00	0.00	0.0%
TOTAL, EMPLOYEE BENEFITS			935,077.00	1,099,723.00	17.6%
BOOKS AND SUPPLIES					
Approved Textbooks and Core Curricula Materials		4100	0.00	0.00	0.0%
Books and Other Reference Materials		4200	0.00	0.00	0.0%
Materials and Supplies		4300	334,025.00	277,003.00	-17.1%
Noncapitalized Equipment		4400	23,330.00	50,000.00	114.3%
Food		4700	0.00	0.00	0.0%
TOTAL, BOOKS AND SUPPLIES			357,355.00	327,003.00	-8.5%

Description	Resource Codes	Object Codes	2017-18 Estimated Actuals	2018-19 Budget	Percent Difference
SERVICES AND OTHER OPERATING EXPENDITURES					
Subagreements for Services		5100	0.00	0.00	0.0%
Travel and Conferences		5200	31,345.00	54,249.00	73.1%
Dues and Memberships		5300	1,750.00	3,000.00	71.4%
Insurance		5400-5450	0.00	0.00	0.0%
Operations and Housekeeping Services		5500	0.00	0.00	0.0%
Rentals, Leases, Repairs, and Noncapitalized Improvements		5600	6,000.00	5,000.00	-16.7%
Transfers of Direct Costs		5710	0.00	0.00	0.0%
Transfers of Direct Costs - Interfund		5750	38,700.00	30,109.00	-22.2%
Professional/Consulting Services and Operating Expenditures		5800	68,430.00	69,700.00	1.9%
Communications		5900	25,279.00	10,500.00	-58.5%
TOTAL, SERVICES AND OTHER OPERATING EXPENDITURES			171,504.00	172,558.00	0.6%
CAPITAL OUTLAY					
Land		6100	0.00	0.00	0.0%
Land Improvements		6170	0.00	0.00	0.0%
Buildings and Improvements of Buildings		6200	0.00	0.00	0.0%
Equipment		6400	0.00	0.00	0.0%
Equipment Replacement		6500	0.00	0.00	0.0%
TOTAL, CAPITAL OUTLAY			0.00	0.00	0.0%
OTHER OUTGO (excluding Transfers of Indirect Costs)					
Other Transfers Out					
All Other Transfers Out to All Others		7299	0.00	0.00	0.0%
Debt Service					
Debt Service - Interest		7438	0.00	0.00	0.0%
Other Debt Service - Principal		7439	0.00	0.00	0.0%
TOTAL, OTHER OUTGO (excluding Transfers of Indirect Costs)			0.00	0.00	0.0%
OTHER OUTGO - TRANSFERS OF INDIRECT COSTS					
Transfers of Indirect Costs - Interfund		7350	216,232.00	205,791.00	-4.8%
TOTAL, OTHER OUTGO - TRANSFERS OF INDIRECT COSTS			216,232.00	205,791.00	-4.8%
TOTAL, EXPENDITURES			4,667,147.00	4,841,204.00	3.7%

Description	Resource Codes	Object Codes	2017-18 Estimated Actuals	2018-19 Budget	Percent Difference
INTERFUND TRANSFERS					
INTERFUND TRANSFERS IN					
From: General Fund		8911	0.00	0.00	0.0%
Other Authorized Interfund Transfers In		8919	0.00	0.00	0.0%
(a) TOTAL, INTERFUND TRANSFERS IN			0.00	0.00	0.0%
INTERFUND TRANSFERS OUT					
Other Authorized Interfund Transfers Out		7619	0.00	0.00	0.0%
(b) TOTAL, INTERFUND TRANSFERS OUT			0.00	0.00	0.0%
OTHER SOURCES/USES					
SOURCES					
Other Sources					
Transfers from Funds of Lapsed/Reorganized LEAs		8965	0.00	0.00	0.0%
Long-Term Debt Proceeds					
Proceeds from Certificates of Participation		8971	0.00	0.00	0.0%
Proceeds from Capital Leases		8972	0.00	0.00	0.0%
All Other Financing Sources		8979	0.00	0.00	0.0%
(c) TOTAL, SOURCES			0.00	0.00	0.0%
USES					
Transfers of Funds from Lapsed/Reorganized LEAs		7651	0.00	0.00	0.0%
All Other Financing Uses		7699	0.00	0.00	0.0%
(d) TOTAL, USES			0.00	0.00	0.0%
CONTRIBUTIONS					
Contributions from Unrestricted Revenues		8980	0.00	0.00	0.0%
Contributions from Restricted Revenues		8990	0.00	0.00	0.0%
(e) TOTAL, CONTRIBUTIONS			0.00	0.00	0.0%
TOTAL, OTHER FINANCING SOURCES/USES (a - b + c - d + e)			0.00	0.00	0.0%

Description	Function Codes	Object Codes	2017-18 Estimated Actuals	2018-19 Budget	Percent Difference
A. REVENUES					
1) LCFF Sources		8010-8099	0.00	0.00	0.0%
2) Federal Revenue		8100-8299	0.00	0.00	0.0%
3) Other State Revenue		8300-8599	2,104,314.00	2,132,491.00	1.3%
4) Other Local Revenue		8600-8799	2,403,347.00	2,464,829.00	2.6%
5) TOTAL, REVENUES			4,507,661.00	4,597,320.00	2.0%
B. EXPENDITURES (Objects 1000-7999)					
1) Instruction	1000-1999		3,588,503.00	3,772,191.00	5.1%
2) Instruction - Related Services	2000-2999		708,737.00	707,360.00	-0.2%
3) Pupil Services	3000-3999		115,402.00	135,340.00	17.3%
4) Ancillary Services	4000-4999		0.00	0.00	0.0%
5) Community Services	5000-5999		0.00	0.00	0.0%
6) Enterprise	6000-6999		0.00	0.00	0.0%
7) General Administration	7000-7999		216,232.00	205,791.00	-4.8%
8) Plant Services	8000-8999		38,273.00	20,522.00	-46.4%
9) Other Outgo	9000-9999	Except 7600-7699	0.00	0.00	0.0%
10) TOTAL, EXPENDITURES			4,667,147.00	4,841,204.00	3.7%
C. EXCESS (DEFICIENCY) OF REVENUES OVER EXPENDITURES BEFORE OTHER FINANCING SOURCES AND USES (A5 - B10)			(159,486.00)	(243,884.00)	52.9%
D. OTHER FINANCING SOURCES/USES					
1) Interfund Transfers					
a) Transfers In		8900-8929	0.00	0.00	0.0%
b) Transfers Out		7600-7629	0.00	0.00	0.0%
2) Other Sources/Uses					
a) Sources		8930-8979	0.00	0.00	0.0%
b) Uses		7630-7699	0.00	0.00	0.0%
3) Contributions		8980-8999	0.00	0.00	0.0%
4) TOTAL, OTHER FINANCING SOURCES/USES			0.00	0.00	0.0%

Description	Function Codes	Object Codes	2017-18 Estimated Actuals	2018-19 Budget	Percent Difference
E. NET INCREASE (DECREASE) IN FUND BALANCE (C + D4)			(159,486.00)	(243,884.00)	52.9%
F. FUND BALANCE, RESERVES					
1) Beginning Fund Balance					
a) As of July 1 - Unaudited		9791	707,409.00	547,923.00	-22.5%
b) Audit Adjustments		9793	0.00	0.00	0.0%
c) As of July 1 - Audited (F1a + F1b)			707,409.00	547,923.00	-22.5%
d) Other Restatements		9795	0.00	0.00	0.0%
e) Adjusted Beginning Balance (F1c + F1d)			707,409.00	547,923.00	-22.5%
2) Ending Balance, June 30 (E + F1e)			547,923.00	304,039.00	-44.5%
Components of Ending Fund Balance					
a) Nonspendable					
Revolving Cash		9711	0.00	0.00	0.0%
Stores		9712	0.00	0.00	0.0%
Prepaid Items		9713	0.00	0.00	0.0%
All Others		9719	0.00	0.00	0.0%
b) Restricted			0.00	0.00	0.0%
c) Committed					
Stabilization Arrangements		9750	0.00	0.00	0.0%
Other Commitments (by Resource/Object)		9760	0.00	0.00	0.0%
d) Assigned					
Other Assignments (by Resource/Object)		9780	547,923.00	304,039.00	-44.5%
e) Unassigned/Unappropriated					
Reserve for Economic Uncertainties		9789	0.00	0.00	0.0%
Unassigned/Unappropriated Amount		9790	0.00	0.00	0.0%

Resource	Description	2017-18 Estimated Actuals	2018-19 Budget
<hr/>			
Total, Restricted Balance		<hr/> 0.00	<hr/> 0.00

Description	Resource Codes	Object Codes	2017-18 Estimated Actuals	2018-19 Budget	Percent Difference
A. REVENUES					
1) LCFF Sources		8010-8099	0.00	0.00	0.0%
2) Federal Revenue		8100-8299	4,253,935.00	4,530,565.00	6.5%
3) Other State Revenue		8300-8599	236,572.00	249,471.00	5.5%
4) Other Local Revenue		8600-8799	1,204,892.00	1,310,504.00	8.8%
5) TOTAL, REVENUES			5,695,399.00	6,090,540.00	6.9%
B. EXPENDITURES					
1) Certificated Salaries		1000-1999	0.00	0.00	0.0%
2) Classified Salaries		2000-2999	1,986,424.00	2,000,582.00	0.7%
3) Employee Benefits		3000-3999	867,456.00	919,793.00	6.0%
4) Books and Supplies		4000-4999	2,664,677.00	2,621,030.00	-1.6%
5) Services and Other Operating Expenditures		5000-5999	291,467.00	312,798.00	7.3%
6) Capital Outlay		6000-6999	225,000.00	215,000.00	-4.4%
7) Other Outgo (excluding Transfers of Indirect Costs)		7100-7299, 7400-7499	0.00	0.00	0.0%
8) Other Outgo - Transfers of Indirect Costs		7300-7399	262,927.00	242,167.00	-7.9%
9) TOTAL, EXPENDITURES			6,297,951.00	6,311,370.00	0.2%
C. EXCESS (DEFICIENCY) OF REVENUES OVER EXPENDITURES BEFORE OTHER FINANCING SOURCES AND USES (A5 - B9)			(602,552.00)	(220,830.00)	-63.4%
D. OTHER FINANCING SOURCES/USES					
1) Interfund Transfers					
a) Transfers In		8900-8929	0.00	0.00	0.0%
b) Transfers Out		7600-7629	0.00	0.00	0.0%
2) Other Sources/Uses					
a) Sources		8930-8979	0.00	0.00	0.0%
b) Uses		7630-7699	0.00	0.00	0.0%
3) Contributions		8980-8999	0.00	0.00	0.0%
4) TOTAL, OTHER FINANCING SOURCES/USES			0.00	0.00	0.0%

Description	Resource Codes	Object Codes	2017-18 Estimated Actuals	2018-19 Budget	Percent Difference
E. NET INCREASE (DECREASE) IN FUND BALANCE (C + D4)			(602,552.00)	(220,830.00)	-63.4%
F. FUND BALANCE, RESERVES					
1) Beginning Fund Balance					
a) As of July 1 - Unaudited		9791	2,214,550.00	1,611,998.00	-27.2%
b) Audit Adjustments		9793	0.00	0.00	0.0%
c) As of July 1 - Audited (F1a + F1b)			2,214,550.00	1,611,998.00	-27.2%
d) Other Restatements		9795	0.00	0.00	0.0%
e) Adjusted Beginning Balance (F1c + F1d)			2,214,550.00	1,611,998.00	-27.2%
2) Ending Balance, June 30 (E + F1e)			1,611,998.00	1,391,168.00	-13.7%
Components of Ending Fund Balance					
a) Nonspendable					
Revolving Cash		9711	0.00	0.00	0.0%
Stores		9712	0.00	0.00	0.0%
Prepaid Items		9713	0.00	0.00	0.0%
All Others		9719	0.00	0.00	0.0%
b) Restricted			1,611,998.00	1,391,168.00	-13.7%
c) Committed					
Stabilization Arrangements		9750	0.00	0.00	0.0%
Other Commitments		9760	0.00	0.00	0.0%
d) Assigned					
Other Assignments		9780	0.00	0.00	0.0%
e) Unassigned/Unappropriated					
Reserve for Economic Uncertainties		9789	0.00	0.00	0.0%
Unassigned/Unappropriated Amount		9790	0.00	0.00	0.0%

Description	Resource Codes	Object Codes	2017-18 Estimated Actuals	2018-19 Budget	Percent Difference
G. ASSETS					
1) Cash					
a) in County Treasury		9110	0.00		
1) Fair Value Adjustment to Cash in County Treasury		9111	0.00		
b) in Banks		9120	0.00		
c) in Revolving Cash Account		9130	0.00		
d) with Fiscal Agent/Trustee		9135	0.00		
e) Collections Awaiting Deposit		9140	0.00		
2) Investments		9150	0.00		
3) Accounts Receivable		9200	0.00		
4) Due from Grantor Government		9290	0.00		
5) Due from Other Funds		9310	0.00		
6) Stores		9320	0.00		
7) Prepaid Expenditures		9330	0.00		
8) Other Current Assets		9340	0.00		
9) TOTAL, ASSETS			0.00		
H. DEFERRED OUTFLOWS OF RESOURCES					
1) Deferred Outflows of Resources		9490	0.00		
2) TOTAL, DEFERRED OUTFLOWS			0.00		
I. LIABILITIES					
1) Accounts Payable		9500	0.00		
2) Due to Grantor Governments		9590	0.00		
3) Due to Other Funds		9610	0.00		
4) Current Loans		9640			
5) Unearned Revenue		9650	0.00		
6) TOTAL, LIABILITIES			0.00		
J. DEFERRED INFLOWS OF RESOURCES					
1) Deferred Inflows of Resources		9690	0.00		
2) TOTAL, DEFERRED INFLOWS			0.00		
K. FUND EQUITY					
Ending Fund Balance, June 30 (G9 + H2) - (I6 + J2)			0.00		

Description	Resource Codes	Object Codes	2017-18 Estimated Actuals	2018-19 Budget	Percent Difference
FEDERAL REVENUE					
Child Nutrition Programs		8220	4,253,935.00	4,530,565.00	6.5%
Donated Food Commodities		8221	0.00	0.00	0.0%
All Other Federal Revenue		8290	0.00	0.00	0.0%
TOTAL, FEDERAL REVENUE			4,253,935.00	4,530,565.00	6.5%
OTHER STATE REVENUE					
Child Nutrition Programs		8520	236,572.00	249,471.00	5.5%
All Other State Revenue		8590	0.00	0.00	0.0%
TOTAL, OTHER STATE REVENUE			236,572.00	249,471.00	5.5%
OTHER LOCAL REVENUE					
Other Local Revenue					
Sales					
Sale of Equipment/Supplies		8631	0.00	0.00	0.0%
Food Service Sales		8634	1,190,642.00	1,294,620.00	8.7%
Leases and Rentals		8650	0.00	0.00	0.0%
Interest		8660	2,100.00	3,734.00	77.8%
Net Increase (Decrease) in the Fair Value of Investments		8662	0.00	0.00	0.0%
Fees and Contracts					
Interagency Services		8677	0.00	0.00	0.0%
Other Local Revenue					
All Other Local Revenue		8699	12,150.00	12,150.00	0.0%
TOTAL, OTHER LOCAL REVENUE			1,204,892.00	1,310,504.00	8.8%
TOTAL, REVENUES			5,695,399.00	6,090,540.00	6.9%

Description	Resource Codes	Object Codes	2017-18 Estimated Actuals	2018-19 Budget	Percent Difference
CERTIFICATED SALARIES					
Certificated Supervisors' and Administrators' Salaries		1300	0.00	0.00	0.0%
Other Certificated Salaries		1900	0.00	0.00	0.0%
TOTAL, CERTIFICATED SALARIES			0.00	0.00	0.0%
CLASSIFIED SALARIES					
Classified Support Salaries		2200	1,801,203.00	1,815,352.00	0.8%
Classified Supervisors' and Administrators' Salaries		2300	185,221.00	185,230.00	0.0%
Clerical, Technical and Office Salaries		2400	0.00	0.00	0.0%
Other Classified Salaries		2900	0.00	0.00	0.0%
TOTAL, CLASSIFIED SALARIES			1,986,424.00	2,000,582.00	0.7%
EMPLOYEE BENEFITS					
STRS		3101-3102	0.00	0.00	0.0%
PERS		3201-3202	313,855.00	354,103.00	12.8%
OASDI/Medicare/Alternative		3301-3302	152,961.00	154,045.00	0.7%
Health and Welfare Benefits		3401-3402	348,000.00	358,630.00	3.1%
Unemployment Insurance		3501-3502	993.00	1,000.00	0.7%
Workers' Compensation		3601-3602	23,837.00	24,007.00	0.7%
OPEB, Allocated		3701-3702	27,810.00	28,008.00	0.7%
OPEB, Active Employees		3751-3752	0.00	0.00	0.0%
Other Employee Benefits		3901-3902	0.00	0.00	0.0%
TOTAL, EMPLOYEE BENEFITS			867,456.00	919,793.00	6.0%
BOOKS AND SUPPLIES					
Books and Other Reference Materials		4200	0.00	0.00	0.0%
Materials and Supplies		4300	272,261.00	262,444.00	-3.6%
Noncapitalized Equipment		4400	109,000.00	65,000.00	-40.4%
Food		4700	2,283,416.00	2,293,586.00	0.4%
TOTAL, BOOKS AND SUPPLIES			2,664,677.00	2,621,030.00	-1.6%

Description	Resource Codes	Object Codes	2017-18 Estimated Actuals	2018-19 Budget	Percent Difference
SERVICES AND OTHER OPERATING EXPENDITURES					
Subagreements for Services		5100	0.00	0.00	0.0%
Travel and Conferences		5200	11,622.00	10,885.00	-6.3%
Dues and Memberships		5300	0.00	0.00	0.0%
Insurance		5400-5450	2,227.00	2,272.00	2.0%
Operations and Housekeeping Services		5500	68,250.00	67,500.00	-1.1%
Rentals, Leases, Repairs, and Noncapitalized Improvements		5600	100,548.00	91,000.00	-9.5%
Transfers of Direct Costs		5710	0.00	0.00	0.0%
Transfers of Direct Costs - Interfund		5750	0.00	0.00	0.0%
Professional/Consulting Services and Operating Expenditures		5800	74,838.00	107,159.00	43.2%
Communications		5900	33,982.00	33,982.00	0.0%
TOTAL, SERVICES AND OTHER OPERATING EXPENDITURES			291,467.00	312,798.00	7.3%
CAPITAL OUTLAY					
Buildings and Improvements of Buildings		6200	0.00	0.00	0.0%
Equipment		6400	0.00	40,000.00	New
Equipment Replacement		6500	225,000.00	175,000.00	-22.2%
TOTAL, CAPITAL OUTLAY			225,000.00	215,000.00	-4.4%
OTHER OUTGO (excluding Transfers of Indirect Costs)					
Debt Service					
Debt Service - Interest		7438	0.00	0.00	0.0%
Other Debt Service - Principal		7439	0.00	0.00	0.0%
TOTAL, OTHER OUTGO (excluding Transfers of Indirect Costs)			0.00	0.00	0.0%
OTHER OUTGO - TRANSFERS OF INDIRECT COSTS					
Transfers of Indirect Costs - Interfund		7350	262,927.00	242,167.00	-7.9%
TOTAL, OTHER OUTGO - TRANSFERS OF INDIRECT COSTS			262,927.00	242,167.00	-7.9%
TOTAL, EXPENDITURES			6,297,951.00	6,311,370.00	0.2%

Description	Resource Codes	Object Codes	2017-18 Estimated Actuals	2018-19 Budget	Percent Difference
INTERFUND TRANSFERS					
INTERFUND TRANSFERS IN					
From: General Fund		8916	0.00	0.00	0.0%
Other Authorized Interfund Transfers In		8919	0.00	0.00	0.0%
(a) TOTAL, INTERFUND TRANSFERS IN			0.00	0.00	0.0%
INTERFUND TRANSFERS OUT					
Other Authorized Interfund Transfers Out		7619	0.00	0.00	0.0%
(b) TOTAL, INTERFUND TRANSFERS OUT			0.00	0.00	0.0%
OTHER SOURCES/USES					
SOURCES					
Other Sources					
Transfers from Funds of Lapsed/Reorganized LEAs		8965	0.00	0.00	0.0%
Long-Term Debt Proceeds					
Proceeds from Capital Leases		8972	0.00	0.00	0.0%
All Other Financing Sources		8979	0.00	0.00	0.0%
(c) TOTAL, SOURCES			0.00	0.00	0.0%
USES					
Transfers of Funds from Lapsed/Reorganized LEAs		7651	0.00	0.00	0.0%
All Other Financing Uses		7699	0.00	0.00	0.0%
(d) TOTAL, USES			0.00	0.00	0.0%
CONTRIBUTIONS					
Contributions from Unrestricted Revenues		8980	0.00	0.00	0.0%
Contributions from Restricted Revenues		8990	0.00	0.00	0.0%
(e) TOTAL, CONTRIBUTIONS			0.00	0.00	0.0%
TOTAL, OTHER FINANCING SOURCES/USES (a - b + c - d + e)			0.00	0.00	0.0%

Description	Function Codes	Object Codes	2017-18 Estimated Actuals	2018-19 Budget	Percent Difference
A. REVENUES					
1) LCFF Sources		8010-8099	0.00	0.00	0.0%
2) Federal Revenue		8100-8299	4,253,935.00	4,530,565.00	6.5%
3) Other State Revenue		8300-8599	236,572.00	249,471.00	5.5%
4) Other Local Revenue		8600-8799	1,204,892.00	1,310,504.00	8.8%
5) TOTAL, REVENUES			5,695,399.00	6,090,540.00	6.9%
B. EXPENDITURES (Objects 1000-7999)					
1) Instruction	1000-1999		0.00	0.00	0.0%
2) Instruction - Related Services	2000-2999		0.00	0.00	0.0%
3) Pupil Services	3000-3999		5,966,774.00	6,001,703.00	0.6%
4) Ancillary Services	4000-4999		0.00	0.00	0.0%
5) Community Services	5000-5999		0.00	0.00	0.0%
6) Enterprise	6000-6999		0.00	0.00	0.0%
7) General Administration	7000-7999		262,927.00	242,167.00	-7.9%
8) Plant Services	8000-8999		68,250.00	67,500.00	-1.1%
9) Other Outgo	9000-9999	Except 7600-7699	0.00	0.00	0.0%
10) TOTAL, EXPENDITURES			6,297,951.00	6,311,370.00	0.2%
C. EXCESS (DEFICIENCY) OF REVENUES OVER EXPENDITURES BEFORE OTHER FINANCING SOURCES AND USES (A5 - B10)			(602,552.00)	(220,830.00)	-63.4%
D. OTHER FINANCING SOURCES/USES					
1) Interfund Transfers					
a) Transfers In		8900-8929	0.00	0.00	0.0%
b) Transfers Out		7600-7629	0.00	0.00	0.0%
2) Other Sources/Uses					
a) Sources		8930-8979	0.00	0.00	0.0%
b) Uses		7630-7699	0.00	0.00	0.0%
3) Contributions		8980-8999	0.00	0.00	0.0%
4) TOTAL, OTHER FINANCING SOURCES/USES			0.00	0.00	0.0%

Description	Function Codes	Object Codes	2017-18 Estimated Actuals	2018-19 Budget	Percent Difference
E. NET INCREASE (DECREASE) IN FUND BALANCE (C + D4)			(602,552.00)	(220,830.00)	-63.4%
F. FUND BALANCE, RESERVES					
1) Beginning Fund Balance					
a) As of July 1 - Unaudited		9791	2,214,550.00	1,611,998.00	-27.2%
b) Audit Adjustments		9793	0.00	0.00	0.0%
c) As of July 1 - Audited (F1a + F1b)			2,214,550.00	1,611,998.00	-27.2%
d) Other Restatements		9795	0.00	0.00	0.0%
e) Adjusted Beginning Balance (F1c + F1d)			2,214,550.00	1,611,998.00	-27.2%
2) Ending Balance, June 30 (E + F1e)			1,611,998.00	1,391,168.00	-13.7%
Components of Ending Fund Balance					
a) Nonspendable					
Revolving Cash		9711	0.00	0.00	0.0%
Stores		9712	0.00	0.00	0.0%
Prepaid Items		9713	0.00	0.00	0.0%
All Others		9719	0.00	0.00	0.0%
b) Restricted			1,611,998.00	1,391,168.00	-13.7%
c) Committed					
Stabilization Arrangements		9750	0.00	0.00	0.0%
Other Commitments (by Resource/Object)		9760	0.00	0.00	0.0%
d) Assigned					
Other Assignments (by Resource/Object)		9780	0.00	0.00	0.0%
e) Unassigned/Unappropriated					
Reserve for Economic Uncertainties		9789	0.00	0.00	0.0%
Unassigned/Unappropriated Amount		9790	0.00	0.00	0.0%

Resource	Description	2017-18 Estimated Actuals	2018-19 Budget
5310	Child Nutrition: School Programs (e.g., School Lunch, School	1,611,998.00	1,391,168.00
Total, Restricted Balance		<u>1,611,998.00</u>	<u>1,391,168.00</u>

Description	Resource Codes	Object Codes	2017-18 Estimated Actuals	2018-19 Budget	Percent Difference
A. REVENUES					
1) LCFF Sources		8010-8099	0.00	0.00	0.0%
2) Federal Revenue		8100-8299	0.00	0.00	0.0%
3) Other State Revenue		8300-8599	0.00	0.00	0.0%
4) Other Local Revenue		8600-8799	500.00	600.00	20.0%
5) TOTAL, REVENUES			500.00	600.00	20.0%
B. EXPENDITURES					
1) Certificated Salaries		1000-1999	0.00	0.00	0.0%
2) Classified Salaries		2000-2999	0.00	0.00	0.0%
3) Employee Benefits		3000-3999	0.00	0.00	0.0%
4) Books and Supplies		4000-4999	0.00	0.00	0.0%
5) Services and Other Operating Expenditures		5000-5999	0.00	60.00	New
6) Capital Outlay		6000-6999	320,013.00	0.00	-100.0%
7) Other Outgo (excluding Transfers of Indirect Costs)		7100-7299, 7400-7499	0.00	0.00	0.0%
8) Other Outgo - Transfers of Indirect Costs		7300-7399	0.00	0.00	0.0%
9) TOTAL, EXPENDITURES			320,013.00	60.00	-100.0%
C. EXCESS (DEFICIENCY) OF REVENUES OVER EXPENDITURES BEFORE OTHER FINANCING SOURCES AND USES (A5 - B9)			(319,513.00)	540.00	-100.2%
D. OTHER FINANCING SOURCES/USES					
1) Interfund Transfers					
a) Transfers In		8900-8929	0.00	0.00	0.0%
b) Transfers Out		7600-7629	0.00	0.00	0.0%
2) Other Sources/Uses					
a) Sources		8930-8979	0.00	0.00	0.0%
b) Uses		7630-7699	0.00	0.00	0.0%
3) Contributions		8980-8999	0.00	0.00	0.0%
4) TOTAL, OTHER FINANCING SOURCES/USES			0.00	0.00	0.0%

Description	Resource Codes	Object Codes	2017-18 Estimated Actuals	2018-19 Budget	Percent Difference
E. NET INCREASE (DECREASE) IN FUND BALANCE (C + D4)			(319,513.00)	540.00	-100.2%
F. FUND BALANCE, RESERVES					
1) Beginning Fund Balance					
a) As of July 1 - Unaudited		9791	322,112.00	2,599.00	-99.2%
b) Audit Adjustments		9793	0.00	0.00	0.0%
c) As of July 1 - Audited (F1a + F1b)			322,112.00	2,599.00	-99.2%
d) Other Restatements		9795	0.00	0.00	0.0%
e) Adjusted Beginning Balance (F1c + F1d)			322,112.00	2,599.00	-99.2%
2) Ending Balance, June 30 (E + F1e)			2,599.00	3,139.00	20.8%
Components of Ending Fund Balance					
a) Nonspendable					
Revolving Cash		9711	0.00	0.00	0.0%
Stores		9712	0.00	0.00	0.0%
Prepaid Items		9713	0.00	0.00	0.0%
All Others		9719	0.00	0.00	0.0%
b) Restricted			0.00	0.00	0.0%
c) Committed					
Stabilization Arrangements		9750	0.00	0.00	0.0%
Other Commitments		9760	2,599.00	0.00	-100.0%
d) Assigned					
Other Assignments		9780	0.00	3,139.00	New
e) Unassigned/Unappropriated					
Reserve for Economic Uncertainties		9789	0.00	0.00	0.0%
Unassigned/Unappropriated Amount		9790	0.00	0.00	0.0%

Description	Resource Codes	Object Codes	2017-18 Estimated Actuals	2018-19 Budget	Percent Difference
G. ASSETS					
1) Cash					
a) in County Treasury		9110	0.00		
1) Fair Value Adjustment to Cash in County Treasury		9111	0.00		
b) in Banks		9120	0.00		
c) in Revolving Cash Account		9130	0.00		
d) with Fiscal Agent/Trustee		9135	0.00		
e) Collections Awaiting Deposit		9140	0.00		
2) Investments		9150	0.00		
3) Accounts Receivable		9200	0.00		
4) Due from Grantor Government		9290	0.00		
5) Due from Other Funds		9310	0.00		
6) Stores		9320	0.00		
7) Prepaid Expenditures		9330	0.00		
8) Other Current Assets		9340	0.00		
9) TOTAL, ASSETS			0.00		
H. DEFERRED OUTFLOWS OF RESOURCES					
1) Deferred Outflows of Resources		9490	0.00		
2) TOTAL, DEFERRED OUTFLOWS			0.00		
I. LIABILITIES					
1) Accounts Payable		9500	0.00		
2) Due to Grantor Governments		9590	0.00		
3) Due to Other Funds		9610	0.00		
4) Current Loans		9640			
5) Unearned Revenue		9650	0.00		
6) TOTAL, LIABILITIES			0.00		
J. DEFERRED INFLOWS OF RESOURCES					
1) Deferred Inflows of Resources		9690	0.00		
2) TOTAL, DEFERRED INFLOWS			0.00		
K. FUND EQUITY					
Ending Fund Balance, June 30 (G9 + H2) - (I6 + J2)			0.00		

Description	Resource Codes	Object Codes	2017-18 Estimated Actuals	2018-19 Budget	Percent Difference
LCFF SOURCES					
LCFF Transfers					
LCFF Transfers - Current Year		8091	0.00	0.00	0.0%
LCFF/Revenue Limit Transfers - Prior Years		8099	0.00	0.00	0.0%
TOTAL, LCFF SOURCES			0.00	0.00	0.0%
OTHER STATE REVENUE					
All Other State Revenue					
		8590	0.00	0.00	0.0%
TOTAL, OTHER STATE REVENUE			0.00	0.00	0.0%
OTHER LOCAL REVENUE					
Other Local Revenue					
Community Redevelopment Funds Not Subject to LCFF Deduction		8625	0.00	0.00	0.0%
Sales					
Sale of Equipment/Supplies		8631	0.00	0.00	0.0%
Interest		8660	500.00	600.00	20.0%
Net Increase (Decrease) in the Fair Value of Investments		8662	0.00	0.00	0.0%
Other Local Revenue					
All Other Local Revenue		8699	0.00	0.00	0.0%
All Other Transfers In from All Others		8799	0.00	0.00	0.0%
TOTAL, OTHER LOCAL REVENUE			500.00	600.00	20.0%
TOTAL, REVENUES			500.00	600.00	20.0%

Description	Resource Codes	Object Codes	2017-18 Estimated Actuals	2018-19 Budget	Percent Difference
CLASSIFIED SALARIES					
Classified Support Salaries		2200	0.00	0.00	0.0%
Other Classified Salaries		2900	0.00	0.00	0.0%
TOTAL, CLASSIFIED SALARIES			0.00	0.00	0.0%
EMPLOYEE BENEFITS					
STRS		3101-3102	0.00	0.00	0.0%
PERS		3201-3202	0.00	0.00	0.0%
OASDI/Medicare/Alternative		3301-3302	0.00	0.00	0.0%
Health and Welfare Benefits		3401-3402	0.00	0.00	0.0%
Unemployment Insurance		3501-3502	0.00	0.00	0.0%
Workers' Compensation		3601-3602	0.00	0.00	0.0%
OPEB, Allocated		3701-3702	0.00	0.00	0.0%
OPEB, Active Employees		3751-3752	0.00	0.00	0.0%
Other Employee Benefits		3901-3902	0.00	0.00	0.0%
TOTAL, EMPLOYEE BENEFITS			0.00	0.00	0.0%
BOOKS AND SUPPLIES					
Books and Other Reference Materials		4200	0.00	0.00	0.0%
Materials and Supplies		4300	0.00	0.00	0.0%
Noncapitalized Equipment		4400	0.00	0.00	0.0%
TOTAL, BOOKS AND SUPPLIES			0.00	0.00	0.0%

Description	Resource Codes	Object Codes	2017-18 Estimated Actuals	2018-19 Budget	Percent Difference
SERVICES AND OTHER OPERATING EXPENDITURES					
Subagreements for Services		5100	0.00	0.00	0.0%
Travel and Conferences		5200	0.00	0.00	0.0%
Rentals, Leases, Repairs, and Noncapitalized Improvements		5600	0.00	0.00	0.0%
Transfers of Direct Costs		5710	0.00	0.00	0.0%
Transfers of Direct Costs - Interfund		5750	0.00	0.00	0.0%
Professional/Consulting Services and Operating Expenditures		5800	0.00	60.00	New
TOTAL, SERVICES AND OTHER OPERATING EXPENDITURES			0.00	60.00	New
CAPITAL OUTLAY					
Land Improvements		6170	0.00	0.00	0.0%
Buildings and Improvements of Buildings		6200	320,013.00	0.00	-100.0%
Equipment		6400	0.00	0.00	0.0%
Equipment Replacement		6500	0.00	0.00	0.0%
TOTAL, CAPITAL OUTLAY			320,013.00	0.00	-100.0%
OTHER OUTGO (excluding Transfers of Indirect Costs)					
Debt Service					
Debt Service - Interest		7438	0.00	0.00	0.0%
Other Debt Service - Principal		7439	0.00	0.00	0.0%
TOTAL, OTHER OUTGO (excluding Transfers of Indirect Costs)			0.00	0.00	0.0%
TOTAL, EXPENDITURES			320,013.00	60.00	-100.0%

Description	Resource Codes	Object Codes	2017-18 Estimated Actuals	2018-19 Budget	Percent Difference
INTERFUND TRANSFERS					
INTERFUND TRANSFERS IN					
Other Authorized Interfund Transfers In		8919	0.00	0.00	0.0%
(a) TOTAL, INTERFUND TRANSFERS IN			0.00	0.00	0.0%
INTERFUND TRANSFERS OUT					
Other Authorized Interfund Transfers Out		7619	0.00	0.00	0.0%
(b) TOTAL, INTERFUND TRANSFERS OUT			0.00	0.00	0.0%
OTHER SOURCES/USES					
SOURCES					
Other Sources					
Transfers from Funds of Lapsed/Reorganized LEAs		8965	0.00	0.00	0.0%
Long-Term Debt Proceeds					
Proceeds from Capital Leases		8972	0.00	0.00	0.0%
All Other Financing Sources		8979	0.00	0.00	0.0%
(c) TOTAL, SOURCES			0.00	0.00	0.0%
USES					
Transfers of Funds from Lapsed/Reorganized LEAs		7651	0.00	0.00	0.0%
All Other Financing Uses		7699	0.00	0.00	0.0%
(d) TOTAL, USES			0.00	0.00	0.0%
CONTRIBUTIONS					
Contributions from Unrestricted Revenues		8980	0.00	0.00	0.0%
Contributions from Restricted Revenues		8990	0.00	0.00	0.0%
(e) TOTAL, CONTRIBUTIONS			0.00	0.00	0.0%
TOTAL, OTHER FINANCING SOURCES/USES (a - b + c - d + e)			0.00	0.00	0.0%

Description	Function Codes	Object Codes	2017-18 Estimated Actuals	2018-19 Budget	Percent Difference
A. REVENUES					
1) LCFF Sources		8010-8099	0.00	0.00	0.0%
2) Federal Revenue		8100-8299	0.00	0.00	0.0%
3) Other State Revenue		8300-8599	0.00	0.00	0.0%
4) Other Local Revenue		8600-8799	500.00	600.00	20.0%
5) TOTAL, REVENUES			500.00	600.00	20.0%
B. EXPENDITURES (Objects 1000-7999)					
1) Instruction	1000-1999		0.00	0.00	0.0%
2) Instruction - Related Services	2000-2999		0.00	0.00	0.0%
3) Pupil Services	3000-3999		0.00	0.00	0.0%
4) Ancillary Services	4000-4999		0.00	0.00	0.0%
5) Community Services	5000-5999		0.00	0.00	0.0%
6) Enterprise	6000-6999		0.00	0.00	0.0%
7) General Administration	7000-7999		0.00	0.00	0.0%
8) Plant Services	8000-8999		320,013.00	60.00	-100.0%
9) Other Outgo	9000-9999	Except 7600-7699	0.00	0.00	0.0%
10) TOTAL, EXPENDITURES			320,013.00	60.00	-100.0%
C. EXCESS (DEFICIENCY) OF REVENUES OVER EXPENDITURES BEFORE OTHER FINANCING SOURCES AND USES (A5 - B10)			(319,513.00)	540.00	-100.2%
D. OTHER FINANCING SOURCES/USES					
1) Interfund Transfers					
a) Transfers In		8900-8929	0.00	0.00	0.0%
b) Transfers Out		7600-7629	0.00	0.00	0.0%
2) Other Sources/Uses					
a) Sources		8930-8979	0.00	0.00	0.0%
b) Uses		7630-7699	0.00	0.00	0.0%
3) Contributions		8980-8999	0.00	0.00	0.0%
4) TOTAL, OTHER FINANCING SOURCES/USES			0.00	0.00	0.0%

Description	Function Codes	Object Codes	2017-18 Estimated Actuals	2018-19 Budget	Percent Difference
E. NET INCREASE (DECREASE) IN FUND BALANCE (C + D4)			(319,513.00)	540.00	-100.2%
F. FUND BALANCE, RESERVES					
1) Beginning Fund Balance					
a) As of July 1 - Unaudited		9791	322,112.00	2,599.00	-99.2%
b) Audit Adjustments		9793	0.00	0.00	0.0%
c) As of July 1 - Audited (F1a + F1b)			322,112.00	2,599.00	-99.2%
d) Other Restatements		9795	0.00	0.00	0.0%
e) Adjusted Beginning Balance (F1c + F1d)			322,112.00	2,599.00	-99.2%
2) Ending Balance, June 30 (E + F1e)			2,599.00	3,139.00	20.8%
Components of Ending Fund Balance					
a) Nonspendable					
Revolving Cash		9711	0.00	0.00	0.0%
Stores		9712	0.00	0.00	0.0%
Prepaid Items		9713	0.00	0.00	0.0%
All Others		9719	0.00	0.00	0.0%
b) Restricted			0.00	0.00	0.0%
c) Committed					
Stabilization Arrangements		9750	0.00	0.00	0.0%
Other Commitments (by Resource/Object)		9760	2,599.00	0.00	-100.0%
d) Assigned					
Other Assignments (by Resource/Object)		9780	0.00	3,139.00	New
e) Unassigned/Unappropriated					
Reserve for Economic Uncertainties		9789	0.00	0.00	0.0%
Unassigned/Unappropriated Amount		9790	0.00	0.00	0.0%

Resource	Description	2017-18 Estimated Actuals	2018-19 Budget
		<hr/>	<hr/>
	Total, Restricted Balance	0.00	0.00

Description	Resource Codes	Object Codes	2017-18 Estimated Actuals	2018-19 Budget	Percent Difference
A. REVENUES					
1) LCFF Sources		8010-8099	0.00	0.00	0.0%
2) Federal Revenue		8100-8299	0.00	0.00	0.0%
3) Other State Revenue		8300-8599	0.00	0.00	0.0%
4) Other Local Revenue		8600-8799	200.00	120.00	-40.0%
5) TOTAL, REVENUES			200.00	120.00	-40.0%
B. EXPENDITURES					
1) Certificated Salaries		1000-1999	0.00	0.00	0.0%
2) Classified Salaries		2000-2999	0.00	0.00	0.0%
3) Employee Benefits		3000-3999	0.00	0.00	0.0%
4) Books and Supplies		4000-4999	0.00	0.00	0.0%
5) Services and Other Operating Expenditures		5000-5999	0.00	0.00	0.0%
6) Capital Outlay		6000-6999	45,000.00	0.00	-100.0%
7) Other Outgo (excluding Transfers of Indirect Costs)		7100-7299, 7400-7499	0.00	0.00	0.0%
8) Other Outgo - Transfers of Indirect Costs		7300-7399	0.00	0.00	0.0%
9) TOTAL, EXPENDITURES			45,000.00	0.00	-100.0%
C. EXCESS (DEFICIENCY) OF REVENUES OVER EXPENDITURES BEFORE OTHER FINANCING SOURCES AND USES (A5 - B9)			(44,800.00)	120.00	-100.3%
D. OTHER FINANCING SOURCES/USES					
1) Interfund Transfers					
a) Transfers In		8900-8929	0.00	0.00	0.0%
b) Transfers Out		7600-7629	0.00	0.00	0.0%
2) Other Sources/Uses					
a) Sources		8930-8979	0.00	0.00	0.0%
b) Uses		7630-7699	0.00	0.00	0.0%
3) Contributions		8980-8999	0.00	0.00	0.0%
4) TOTAL, OTHER FINANCING SOURCES/USES			0.00	0.00	0.0%

Description	Resource Codes	Object Codes	2017-18 Estimated Actuals	2018-19 Budget	Percent Difference
E. NET INCREASE (DECREASE) IN FUND BALANCE (C + D4)			(44,800.00)	120.00	-100.3%
F. FUND BALANCE, RESERVES					
1) Beginning Fund Balance					
a) As of July 1 - Unaudited		9791	48,355.00	3,555.00	-92.6%
b) Audit Adjustments		9793	0.00	0.00	0.0%
c) As of July 1 - Audited (F1a + F1b)			48,355.00	3,555.00	-92.6%
d) Other Restatements		9795	0.00	0.00	0.0%
e) Adjusted Beginning Balance (F1c + F1d)			48,355.00	3,555.00	-92.6%
2) Ending Balance, June 30 (E + F1e)			3,555.00	3,675.00	3.4%
Components of Ending Fund Balance					
a) Nonspendable					
Revolving Cash		9711	0.00	0.00	0.0%
Stores		9712	0.00	0.00	0.0%
Prepaid Items		9713	0.00	0.00	0.0%
All Others		9719	0.00	0.00	0.0%
b) Restricted			0.00	0.00	0.0%
c) Committed					
Stabilization Arrangements		9750	0.00	0.00	0.0%
Other Commitments		9760	0.00	0.00	0.0%
d) Assigned					
Other Assignments		9780	3,555.00	3,675.00	3.4%
e) Unassigned/Unappropriated					
Reserve for Economic Uncertainties		9789	0.00	0.00	0.0%
Unassigned/Unappropriated Amount		9790	0.00	0.00	0.0%

Description	Resource Codes	Object Codes	2017-18 Estimated Actuals	2018-19 Budget	Percent Difference
G. ASSETS					
1) Cash					
a) in County Treasury		9110	0.00		
1) Fair Value Adjustment to Cash in County Treasury		9111	0.00		
b) in Banks		9120	0.00		
c) in Revolving Cash Account		9130	0.00		
d) with Fiscal Agent/Trustee		9135	0.00		
e) Collections Awaiting Deposit		9140	0.00		
2) Investments		9150	0.00		
3) Accounts Receivable		9200	0.00		
4) Due from Grantor Government		9290	0.00		
5) Due from Other Funds		9310	0.00		
6) Stores		9320	0.00		
7) Prepaid Expenditures		9330	0.00		
8) Other Current Assets		9340	0.00		
9) TOTAL, ASSETS			0.00		
H. DEFERRED OUTFLOWS OF RESOURCES					
1) Deferred Outflows of Resources		9490	0.00		
2) TOTAL, DEFERRED OUTFLOWS			0.00		
I. LIABILITIES					
1) Accounts Payable		9500	0.00		
2) Due to Grantor Governments		9590	0.00		
3) Due to Other Funds		9610	0.00		
4) Current Loans		9640	0.00		
5) Unearned Revenue		9650	0.00		
6) TOTAL, LIABILITIES			0.00		
J. DEFERRED INFLOWS OF RESOURCES					
1) Deferred Inflows of Resources		9690	0.00		
2) TOTAL, DEFERRED INFLOWS			0.00		
K. FUND EQUITY					
Ending Fund Balance, June 30 (G9 + H2) - (I6 + J2)			0.00		

Description	Resource Codes	Object Codes	2017-18 Estimated Actuals	2018-19 Budget	Percent Difference
FEDERAL REVENUE					
FEMA		8281	0.00	0.00	0.0%
All Other Federal Revenue		8290	0.00	0.00	0.0%
TOTAL, FEDERAL REVENUE			0.00	0.00	0.0%
OTHER STATE REVENUE					
Tax Relief Subventions Restricted Levies - Other					
Homeowners' Exemptions		8575	0.00	0.00	0.0%
Other Subventions/In-Lieu Taxes		8576	0.00	0.00	0.0%
All Other State Revenue		8590	0.00	0.00	0.0%
TOTAL, OTHER STATE REVENUE			0.00	0.00	0.0%
OTHER LOCAL REVENUE					
Other Local Revenue County and District Taxes					
Other Restricted Levies Secured Roll					
		8615	0.00	0.00	0.0%
Unsecured Roll		8616	0.00	0.00	0.0%
Prior Years' Taxes		8617	0.00	0.00	0.0%
Supplemental Taxes		8618	0.00	0.00	0.0%
Non-Ad Valorem Taxes Parcel Taxes					
		8621	0.00	0.00	0.0%
Other		8622	0.00	0.00	0.0%
Community Redevelopment Funds Not Subject to LCFF Deduction					
		8625	0.00	0.00	0.0%
Penalties and Interest from Delinquent Non-LCFF Taxes					
		8629	0.00	0.00	0.0%
Sales Sale of Equipment/Supplies					
		8631	0.00	0.00	0.0%
Leases and Rentals		8650	0.00	0.00	0.0%
Interest		8660	200.00	120.00	-40.0%
Net Increase (Decrease) in the Fair Value of Investments		8662	0.00	0.00	0.0%
Other Local Revenue					
All Other Local Revenue		8699	0.00	0.00	0.0%
All Other Transfers In from All Others		8799	0.00	0.00	0.0%
TOTAL, OTHER LOCAL REVENUE			200.00	120.00	-40.0%
TOTAL, REVENUES			200.00	120.00	-40.0%

Description	Resource Codes	Object Codes	2017-18 Estimated Actuals	2018-19 Budget	Percent Difference
CLASSIFIED SALARIES					
Classified Support Salaries		2200	0.00	0.00	0.0%
Classified Supervisors' and Administrators' Salaries		2300	0.00	0.00	0.0%
Clerical, Technical and Office Salaries		2400	0.00	0.00	0.0%
Other Classified Salaries		2900	0.00	0.00	0.0%
TOTAL, CLASSIFIED SALARIES			0.00	0.00	0.0%
EMPLOYEE BENEFITS					
STRS		3101-3102	0.00	0.00	0.0%
PERS		3201-3202	0.00	0.00	0.0%
OASDI/Medicare/Alternative		3301-3302	0.00	0.00	0.0%
Health and Welfare Benefits		3401-3402	0.00	0.00	0.0%
Unemployment Insurance		3501-3502	0.00	0.00	0.0%
Workers' Compensation		3601-3602	0.00	0.00	0.0%
OPEB, Allocated		3701-3702	0.00	0.00	0.0%
OPEB, Active Employees		3751-3752	0.00	0.00	0.0%
Other Employee Benefits		3901-3902	0.00	0.00	0.0%
TOTAL, EMPLOYEE BENEFITS			0.00	0.00	0.0%
BOOKS AND SUPPLIES					
Books and Other Reference Materials		4200	0.00	0.00	0.0%
Materials and Supplies		4300	0.00	0.00	0.0%
Noncapitalized Equipment		4400	0.00	0.00	0.0%
TOTAL, BOOKS AND SUPPLIES			0.00	0.00	0.0%
SERVICES AND OTHER OPERATING EXPENDITURES					
Subagreements for Services		5100	0.00	0.00	0.0%
Travel and Conferences		5200	0.00	0.00	0.0%
Insurance		5400-5450	0.00	0.00	0.0%
Operations and Housekeeping Services		5500	0.00	0.00	0.0%
Rentals, Leases, Repairs, and Noncapitalized Improvements		5600	0.00	0.00	0.0%
Transfers of Direct Costs		5710	0.00	0.00	0.0%
Transfers of Direct Costs - Interfund		5750	0.00	0.00	0.0%

Description	Resource Codes	Object Codes	2017-18 Estimated Actuals	2018-19 Budget	Percent Difference
Professional/Consulting Services and Operating Expenditures		5800	0.00	0.00	0.0%
Communications		5900	0.00	0.00	0.0%
TOTAL, SERVICES AND OTHER OPERATING EXPENDITURES			0.00	0.00	0.0%
CAPITAL OUTLAY					
Land		6100	0.00	0.00	0.0%
Land Improvements		6170	0.00	0.00	0.0%
Buildings and Improvements of Buildings		6200	0.00	0.00	0.0%
Books and Media for New School Libraries or Major Expansion of School Libraries		6300	0.00	0.00	0.0%
Equipment		6400	45,000.00	0.00	-100.0%
Equipment Replacement		6500	0.00	0.00	0.0%
TOTAL, CAPITAL OUTLAY			45,000.00	0.00	-100.0%
OTHER OUTGO (excluding Transfers of Indirect Costs)					
Other Transfers Out					
All Other Transfers Out to All Others		7299	0.00	0.00	0.0%
Debt Service					
Repayment of State School Building Fund Aid - Proceeds from Bonds		7435	0.00	0.00	0.0%
Debt Service - Interest		7438	0.00	0.00	0.0%
Other Debt Service - Principal		7439	0.00	0.00	0.0%
TOTAL, OTHER OUTGO (excluding Transfers of Indirect Costs)			0.00	0.00	0.0%
TOTAL, EXPENDITURES			45,000.00	0.00	-100.0%

Description	Resource Codes	Object Codes	2017-18 Estimated Actuals	2018-19 Budget	Percent Difference
INTERFUND TRANSFERS					
INTERFUND TRANSFERS IN					
Other Authorized Interfund Transfers In		8919	0.00	0.00	0.0%
(a) TOTAL, INTERFUND TRANSFERS IN			0.00	0.00	0.0%
INTERFUND TRANSFERS OUT					
To: State School Building Fund/ County School Facilities Fund		7613	0.00	0.00	0.0%
Other Authorized Interfund Transfers Out		7619	0.00	0.00	0.0%
(b) TOTAL, INTERFUND TRANSFERS OUT			0.00	0.00	0.0%

Description	Resource Codes	Object Codes	2017-18 Estimated Actuals	2018-19 Budget	Percent Difference
OTHER SOURCES/USES					
SOURCES					
Proceeds					
Proceeds from Sale of Bonds		8951	0.00	0.00	0.0%
Proceeds from Sale/Lease- Purchase of Land/Buildings		8953	0.00	0.00	0.0%
Other Sources					
County School Bldg Aid		8961	0.00	0.00	0.0%
Transfers from Funds of Lapsed/Reorganized LEAs		8965	0.00	0.00	0.0%
Long-Term Debt Proceeds					
Proceeds from Certificates of Participation		8971	0.00	0.00	0.0%
Proceeds from Capital Leases		8972	0.00	0.00	0.0%
Proceeds from Lease Revenue Bonds		8973	0.00	0.00	0.0%
All Other Financing Sources		8979	0.00	0.00	0.0%
(c) TOTAL, SOURCES			0.00	0.00	0.0%
USES					
Transfers of Funds from Lapsed/Reorganized LEAs		7651	0.00	0.00	0.0%
All Other Financing Uses		7699	0.00	0.00	0.0%
(d) TOTAL, USES			0.00	0.00	0.0%
CONTRIBUTIONS					
Contributions from Unrestricted Revenues		8980	0.00	0.00	0.0%
Contributions from Restricted Revenues		8990	0.00	0.00	0.0%
(e) TOTAL, CONTRIBUTIONS			0.00	0.00	0.0%
TOTAL, OTHER FINANCING SOURCES/USES (a - b + c - d + e)			0.00	0.00	0.0%

Description	Function Codes	Object Codes	2017-18 Estimated Actuals	2018-19 Budget	Percent Difference
A. REVENUES					
1) LCFF Sources		8010-8099	0.00	0.00	0.0%
2) Federal Revenue		8100-8299	0.00	0.00	0.0%
3) Other State Revenue		8300-8599	0.00	0.00	0.0%
4) Other Local Revenue		8600-8799	200.00	120.00	-40.0%
5) TOTAL, REVENUES			200.00	120.00	-40.0%
B. EXPENDITURES (Objects 1000-7999)					
1) Instruction	1000-1999		0.00	0.00	0.0%
2) Instruction - Related Services	2000-2999		0.00	0.00	0.0%
3) Pupil Services	3000-3999		0.00	0.00	0.0%
4) Ancillary Services	4000-4999		0.00	0.00	0.0%
5) Community Services	5000-5999		0.00	0.00	0.0%
6) Enterprise	6000-6999		0.00	0.00	0.0%
7) General Administration	7000-7999		0.00	0.00	0.0%
8) Plant Services	8000-8999		45,000.00	0.00	-100.0%
9) Other Outgo	9000-9999	Except 7600-7699	0.00	0.00	0.0%
10) TOTAL, EXPENDITURES			45,000.00	0.00	-100.0%
C. EXCESS (DEFICIENCY) OF REVENUES OVER EXPENDITURES BEFORE OTHER FINANCING SOURCES AND USES (A5 - B10)			(44,800.00)	120.00	-100.3%
D. OTHER FINANCING SOURCES/USES					
1) Interfund Transfers					
a) Transfers In		8900-8929	0.00	0.00	0.0%
b) Transfers Out		7600-7629	0.00	0.00	0.0%
2) Other Sources/Uses					
a) Sources		8930-8979	0.00	0.00	0.0%
b) Uses		7630-7699	0.00	0.00	0.0%
3) Contributions		8980-8999	0.00	0.00	0.0%
4) TOTAL, OTHER FINANCING SOURCES/USES			0.00	0.00	0.0%

Description	Function Codes	Object Codes	2017-18 Estimated Actuals	2018-19 Budget	Percent Difference
E. NET INCREASE (DECREASE) IN FUND BALANCE (C + D4)			(44,800.00)	120.00	-100.3%
F. FUND BALANCE, RESERVES					
1) Beginning Fund Balance					
a) As of July 1 - Unaudited		9791	48,355.00	3,555.00	-92.6%
b) Audit Adjustments		9793	0.00	0.00	0.0%
c) As of July 1 - Audited (F1a + F1b)			48,355.00	3,555.00	-92.6%
d) Other Restatements		9795	0.00	0.00	0.0%
e) Adjusted Beginning Balance (F1c + F1d)			48,355.00	3,555.00	-92.6%
2) Ending Balance, June 30 (E + F1e)			3,555.00	3,675.00	3.4%
Components of Ending Fund Balance					
a) Nonspendable					
Revolving Cash		9711	0.00	0.00	0.0%
Stores		9712	0.00	0.00	0.0%
Prepaid Items		9713	0.00	0.00	0.0%
All Others		9719	0.00	0.00	0.0%
b) Restricted			0.00	0.00	0.0%
c) Committed					
Stabilization Arrangements		9750	0.00	0.00	0.0%
Other Commitments (by Resource/Object)		9760	0.00	0.00	0.0%
d) Assigned					
Other Assignments (by Resource/Object)		9780	3,555.00	3,675.00	3.4%
e) Unassigned/Unappropriated					
Reserve for Economic Uncertainties		9789	0.00	0.00	0.0%
Unassigned/Unappropriated Amount		9790	0.00	0.00	0.0%

Resource	Description	2017-18 Estimated Actuals	2018-19 Budget
Total, Restricted Balance		0.00	0.00

Description	Resource Codes	Object Codes	2017-18 Estimated Actuals	2018-19 Budget	Percent Difference
A. REVENUES					
1) LCFF Sources		8010-8099	0.00	0.00	0.0%
2) Federal Revenue		8100-8299	0.00	0.00	0.0%
3) Other State Revenue		8300-8599	0.00	0.00	0.0%
4) Other Local Revenue		8600-8799	224,000.00	174,000.00	-22.3%
5) TOTAL, REVENUES			224,000.00	174,000.00	-22.3%
B. EXPENDITURES					
1) Certificated Salaries		1000-1999	0.00	0.00	0.0%
2) Classified Salaries		2000-2999	0.00	0.00	0.0%
3) Employee Benefits		3000-3999	0.00	0.00	0.0%
4) Books and Supplies		4000-4999	58,470.00	0.00	-100.0%
5) Services and Other Operating Expenditures		5000-5999	117,542.00	176,127.00	49.8%
6) Capital Outlay		6000-6999	6,950.00	650,000.00	9252.5%
7) Other Outgo (excluding Transfers of Indirect Costs)		7100-7299, 7400-7499	31,461.00	31,461.00	0.0%
8) Other Outgo - Transfers of Indirect Costs		7300-7399	0.00	0.00	0.0%
9) TOTAL, EXPENDITURES			214,423.00	857,588.00	300.0%
C. EXCESS (DEFICIENCY) OF REVENUES OVER EXPENDITURES BEFORE OTHER FINANCING SOURCES AND USES (A5 - B9)			9,577.00	(683,588.00)	-7237.8%
D. OTHER FINANCING SOURCES/USES					
1) Interfund Transfers					
a) Transfers In		8900-8929	0.00	0.00	0.0%
b) Transfers Out		7600-7629	0.00	0.00	0.0%
2) Other Sources/Uses					
a) Sources		8930-8979	0.00	0.00	0.0%
b) Uses		7630-7699	0.00	0.00	0.0%
3) Contributions		8980-8999	0.00	0.00	0.0%
4) TOTAL, OTHER FINANCING SOURCES/USES			0.00	0.00	0.0%

Description	Resource Codes	Object Codes	2017-18 Estimated Actuals	2018-19 Budget	Percent Difference
E. NET INCREASE (DECREASE) IN FUND BALANCE (C + D4)			9,577.00	(683,588.00)	-7237.8%
F. FUND BALANCE, RESERVES					
1) Beginning Fund Balance					
a) As of July 1 - Unaudited		9791	2,290,296.00	2,299,873.00	0.4%
b) Audit Adjustments		9793	0.00	0.00	0.0%
c) As of July 1 - Audited (F1a + F1b)			2,290,296.00	2,299,873.00	0.4%
d) Other Restatements		9795	0.00	0.00	0.0%
e) Adjusted Beginning Balance (F1c + F1d)			2,290,296.00	2,299,873.00	0.4%
2) Ending Balance, June 30 (E + F1e)			2,299,873.00	1,616,285.00	-29.7%
Components of Ending Fund Balance					
a) Nonspendable					
Revolving Cash		9711	0.00	0.00	0.0%
Stores		9712	0.00	0.00	0.0%
Prepaid Items		9713	0.00	0.00	0.0%
All Others		9719	0.00	0.00	0.0%
b) Restricted			0.00	0.00	0.0%
c) Committed					
Stabilization Arrangements		9750	0.00	0.00	0.0%
Other Commitments		9760	0.00	0.00	0.0%
d) Assigned					
Other Assignments		9780	2,299,873.00	1,616,285.00	-29.7%
e) Unassigned/Unappropriated					
Reserve for Economic Uncertainties		9789	0.00	0.00	0.0%
Unassigned/Unappropriated Amount		9790	0.00	0.00	0.0%

Description	Resource Codes	Object Codes	2017-18 Estimated Actuals	2018-19 Budget	Percent Difference
G. ASSETS					
1) Cash					
a) in County Treasury		9110	0.00		
1) Fair Value Adjustment to Cash in County Treasury		9111	0.00		
b) in Banks		9120	0.00		
c) in Revolving Cash Account		9130	0.00		
d) with Fiscal Agent/Trustee		9135	0.00		
e) Collections Awaiting Deposit		9140	0.00		
2) Investments		9150	0.00		
3) Accounts Receivable		9200	0.00		
4) Due from Grantor Government		9290	0.00		
5) Due from Other Funds		9310	0.00		
6) Stores		9320	0.00		
7) Prepaid Expenditures		9330	0.00		
8) Other Current Assets		9340	0.00		
9) TOTAL, ASSETS			0.00		
H. DEFERRED OUTFLOWS OF RESOURCES					
1) Deferred Outflows of Resources		9490	0.00		
2) TOTAL, DEFERRED OUTFLOWS			0.00		
I. LIABILITIES					
1) Accounts Payable		9500	0.00		
2) Due to Grantor Governments		9590	0.00		
3) Due to Other Funds		9610	0.00		
4) Current Loans		9640	0.00		
5) Unearned Revenue		9650	0.00		
6) TOTAL, LIABILITIES			0.00		
J. DEFERRED INFLOWS OF RESOURCES					
1) Deferred Inflows of Resources		9690	0.00		
2) TOTAL, DEFERRED INFLOWS			0.00		
K. FUND EQUITY					
Ending Fund Balance, June 30 (G9 + H2) - (I6 + J2)			0.00		

Description	Resource Codes	Object Codes	2017-18 Estimated Actuals	2018-19 Budget	Percent Difference
OTHER STATE REVENUE					
Tax Relief Subventions Restricted Levies - Other					
Homeowners' Exemptions		8575	0.00	0.00	0.0%
Other Subventions/In-Lieu Taxes		8576	0.00	0.00	0.0%
All Other State Revenue		8590	0.00	0.00	0.0%
TOTAL, OTHER STATE REVENUE			0.00	0.00	0.0%
OTHER LOCAL REVENUE					
Other Local Revenue County and District Taxes					
Other Restricted Levies Secured Roll		8615	0.00	0.00	0.0%
Unsecured Roll		8616	0.00	0.00	0.0%
Prior Years' Taxes		8617	0.00	0.00	0.0%
Supplemental Taxes		8618	0.00	0.00	0.0%
Non-Ad Valorem Taxes Parcel Taxes		8621	0.00	0.00	0.0%
Other		8622	0.00	0.00	0.0%
Community Redevelopment Funds Not Subject to LCFF Deduction		8625	0.00	0.00	0.0%
Penalties and Interest from Delinquent Non-LCFF Taxes		8629	0.00	0.00	0.0%
Sales Sale of Equipment/Supplies		8631	0.00	0.00	0.0%
Interest		8660	24,000.00	24,000.00	0.0%
Net Increase (Decrease) in the Fair Value of Investments		8662	0.00	0.00	0.0%
Fees and Contracts Mitigation/Developer Fees		8681	200,000.00	150,000.00	-25.0%
Other Local Revenue All Other Local Revenue		8699	0.00	0.00	0.0%
All Other Transfers In from All Others		8799	0.00	0.00	0.0%
TOTAL, OTHER LOCAL REVENUE			224,000.00	174,000.00	-22.3%
TOTAL, REVENUES			224,000.00	174,000.00	-22.3%

Description	Resource Codes	Object Codes	2017-18 Estimated Actuals	2018-19 Budget	Percent Difference
CERTIFICATED SALARIES					
Other Certificated Salaries		1900	0.00	0.00	0.0%
TOTAL, CERTIFICATED SALARIES			0.00	0.00	0.0%
CLASSIFIED SALARIES					
Classified Support Salaries		2200	0.00	0.00	0.0%
Classified Supervisors' and Administrators' Salaries		2300	0.00	0.00	0.0%
Clerical, Technical and Office Salaries		2400	0.00	0.00	0.0%
Other Classified Salaries		2900	0.00	0.00	0.0%
TOTAL, CLASSIFIED SALARIES			0.00	0.00	0.0%
EMPLOYEE BENEFITS					
STRS		3101-3102	0.00	0.00	0.0%
PERS		3201-3202	0.00	0.00	0.0%
OASDI/Medicare/Alternative		3301-3302	0.00	0.00	0.0%
Health and Welfare Benefits		3401-3402	0.00	0.00	0.0%
Unemployment Insurance		3501-3502	0.00	0.00	0.0%
Workers' Compensation		3601-3602	0.00	0.00	0.0%
OPEB, Allocated		3701-3702	0.00	0.00	0.0%
OPEB, Active Employees		3751-3752	0.00	0.00	0.0%
Other Employee Benefits		3901-3902	0.00	0.00	0.0%
TOTAL, EMPLOYEE BENEFITS			0.00	0.00	0.0%
BOOKS AND SUPPLIES					
Approved Textbooks and Core Curricula Materials		4100	0.00	0.00	0.0%
Books and Other Reference Materials		4200	0.00	0.00	0.0%
Materials and Supplies		4300	12,032.00	0.00	-100.0%
Noncapitalized Equipment		4400	46,438.00	0.00	-100.0%
TOTAL, BOOKS AND SUPPLIES			58,470.00	0.00	-100.0%

Description	Resource Codes	Object Codes	2017-18 Estimated Actuals	2018-19 Budget	Percent Difference
SERVICES AND OTHER OPERATING EXPENDITURES					
Subagreements for Services		5100	0.00	0.00	0.0%
Travel and Conferences		5200	0.00	0.00	0.0%
Insurance		5400-5450	0.00	0.00	0.0%
Operations and Housekeeping Services		5500	0.00	0.00	0.0%
Rentals, Leases, Repairs, and Noncapitalized Improvements		5600	8,802.00	8,802.00	0.0%
Transfers of Direct Costs		5710	0.00	0.00	0.0%
Transfers of Direct Costs - Interfund		5750	0.00	0.00	0.0%
Professional/Consulting Services and Operating Expenditures		5800	108,740.00	167,325.00	53.9%
Communications		5900	0.00	0.00	0.0%
TOTAL, SERVICES AND OTHER OPERATING EXPENDITURES			117,542.00	176,127.00	49.8%
CAPITAL OUTLAY					
Land		6100	6,950.00	200,000.00	2777.7%
Land Improvements		6170	0.00	0.00	0.0%
Buildings and Improvements of Buildings		6200	0.00	450,000.00	New
Books and Media for New School Libraries or Major Expansion of School Libraries		6300	0.00	0.00	0.0%
Equipment		6400	0.00	0.00	0.0%
Equipment Replacement		6500	0.00	0.00	0.0%
TOTAL, CAPITAL OUTLAY			6,950.00	650,000.00	9252.5%
OTHER OUTGO (excluding Transfers of Indirect Costs)					
Other Transfers Out					
All Other Transfers Out to All Others		7299	0.00	0.00	0.0%
Debt Service					
Debt Service - Interest		7438	0.00	0.00	0.0%
Other Debt Service - Principal		7439	31,461.00	31,461.00	0.0%
TOTAL, OTHER OUTGO (excluding Transfers of Indirect Costs)			31,461.00	31,461.00	0.0%
TOTAL, EXPENDITURES			214,423.00	857,588.00	300.0%

Description	Resource Codes	Object Codes	2017-18 Estimated Actuals	2018-19 Budget	Percent Difference
INTERFUND TRANSFERS					
INTERFUND TRANSFERS IN					
Other Authorized Interfund Transfers In		8919	0.00	0.00	0.0%
(a) TOTAL, INTERFUND TRANSFERS IN			0.00	0.00	0.0%
INTERFUND TRANSFERS OUT					
To: State School Building Fund/ County School Facilities Fund		7613	0.00	0.00	0.0%
Other Authorized Interfund Transfers Out		7619	0.00	0.00	0.0%
(b) TOTAL, INTERFUND TRANSFERS OUT			0.00	0.00	0.0%
OTHER SOURCES/USES					
SOURCES					
Proceeds					
Proceeds from Sale/Lease- Purchase of Land/Buildings		8953	0.00	0.00	0.0%
Other Sources					
Transfers from Funds of Lapsed/Reorganized LEAs		8965	0.00	0.00	0.0%
Long-Term Debt Proceeds					
Proceeds from Certificates of Participation		8971	0.00	0.00	0.0%
Proceeds from Capital Leases		8972	0.00	0.00	0.0%
Proceeds from Lease Revenue Bonds		8973	0.00	0.00	0.0%
All Other Financing Sources		8979	0.00	0.00	0.0%
(c) TOTAL, SOURCES			0.00	0.00	0.0%
USES					
Transfers of Funds from Lapsed/Reorganized LEAs		7651	0.00	0.00	0.0%
All Other Financing Uses		7699	0.00	0.00	0.0%
(d) TOTAL, USES			0.00	0.00	0.0%
CONTRIBUTIONS					
Contributions from Unrestricted Revenues		8980	0.00	0.00	0.0%
Contributions from Restricted Revenues		8990	0.00	0.00	0.0%
(e) TOTAL, CONTRIBUTIONS			0.00	0.00	0.0%
TOTAL, OTHER FINANCING SOURCES/USES (a - b + c - d + e)			0.00	0.00	0.0%

Description	Function Codes	Object Codes	2017-18 Estimated Actuals	2018-19 Budget	Percent Difference
A. REVENUES					
1) LCFF Sources		8010-8099	0.00	0.00	0.0%
2) Federal Revenue		8100-8299	0.00	0.00	0.0%
3) Other State Revenue		8300-8599	0.00	0.00	0.0%
4) Other Local Revenue		8600-8799	224,000.00	174,000.00	-22.3%
5) TOTAL, REVENUES			224,000.00	174,000.00	-22.3%
B. EXPENDITURES (Objects 1000-7999)					
1) Instruction	1000-1999		0.00	0.00	0.0%
2) Instruction - Related Services	2000-2999		0.00	0.00	0.0%
3) Pupil Services	3000-3999		0.00	0.00	0.0%
4) Ancillary Services	4000-4999		0.00	0.00	0.0%
5) Community Services	5000-5999		0.00	0.00	0.0%
6) Enterprise	6000-6999		0.00	0.00	0.0%
7) General Administration	7000-7999		0.00	0.00	0.0%
8) Plant Services	8000-8999		182,962.00	826,127.00	351.5%
9) Other Outgo	9000-9999	Except 7600-7699	31,461.00	31,461.00	0.0%
10) TOTAL, EXPENDITURES			214,423.00	857,588.00	300.0%
C. EXCESS (DEFICIENCY) OF REVENUES OVER EXPENDITURES BEFORE OTHER FINANCING SOURCES AND USES (A5 - B10)			9,577.00	(683,588.00)	-7237.8%
D. OTHER FINANCING SOURCES/USES					
1) Interfund Transfers					
a) Transfers In		8900-8929	0.00	0.00	0.0%
b) Transfers Out		7600-7629	0.00	0.00	0.0%
2) Other Sources/Uses					
a) Sources		8930-8979	0.00	0.00	0.0%
b) Uses		7630-7699	0.00	0.00	0.0%
3) Contributions		8980-8999	0.00	0.00	0.0%
4) TOTAL, OTHER FINANCING SOURCES/USES			0.00	0.00	0.0%

Description	Function Codes	Object Codes	2017-18 Estimated Actuals	2018-19 Budget	Percent Difference
E. NET INCREASE (DECREASE) IN FUND BALANCE (C + D4)			9,577.00	(683,588.00)	-7237.8%
F. FUND BALANCE, RESERVES					
1) Beginning Fund Balance					
a) As of July 1 - Unaudited		9791	2,290,296.00	2,299,873.00	0.4%
b) Audit Adjustments		9793	0.00	0.00	0.0%
c) As of July 1 - Audited (F1a + F1b)			2,290,296.00	2,299,873.00	0.4%
d) Other Restatements		9795	0.00	0.00	0.0%
e) Adjusted Beginning Balance (F1c + F1d)			2,290,296.00	2,299,873.00	0.4%
2) Ending Balance, June 30 (E + F1e)					
Components of Ending Fund Balance					
a) Nonspendable					
Revolving Cash		9711	0.00	0.00	0.0%
Stores		9712	0.00	0.00	0.0%
Prepaid Items		9713	0.00	0.00	0.0%
All Others		9719	0.00	0.00	0.0%
b) Restricted					
c) Committed					
Stabilization Arrangements		9750	0.00	0.00	0.0%
Other Commitments (by Resource/Object)		9760	0.00	0.00	0.0%
d) Assigned					
Other Assignments (by Resource/Object)		9780	2,299,873.00	1,616,285.00	-29.7%
e) Unassigned/Unappropriated					
Reserve for Economic Uncertainties		9789	0.00	0.00	0.0%
Unassigned/Unappropriated Amount		9790	0.00	0.00	0.0%

Resource	Description	2017-18 Estimated Actuals	2018-19 Budget
<hr/>		<hr/>	
Total, Restricted Balance		0.00	0.00
		<hr/>	

Description	Resource Codes	Object Codes	2017-18 Estimated Actuals	2018-19 Budget	Percent Difference
A. REVENUES					
1) LCFF Sources		8010-8099	0.00	0.00	0.0%
2) Federal Revenue		8100-8299	0.00	0.00	0.0%
3) Other State Revenue		8300-8599	0.00	0.00	0.0%
4) Other Local Revenue		8600-8799	373,352.00	324,000.00	-13.2%
5) TOTAL, REVENUES			373,352.00	324,000.00	-13.2%
B. EXPENDITURES					
1) Certificated Salaries		1000-1999	0.00	0.00	0.0%
2) Classified Salaries		2000-2999	0.00	0.00	0.0%
3) Employee Benefits		3000-3999	0.00	0.00	0.0%
4) Books and Supplies		4000-4999	310,332.00	30,000.00	-90.3%
5) Services and Other Operating Expenditures		5000-5999	131,640.00	8,500.00	-93.5%
6) Capital Outlay		6000-6999	537,332.00	565,000.00	5.1%
7) Other Outgo (excluding Transfers of Indirect Costs)		7100-7299, 7400-7499	0.00	0.00	0.0%
8) Other Outgo - Transfers of Indirect Costs		7300-7399	0.00	0.00	0.0%
9) TOTAL, EXPENDITURES			979,304.00	603,500.00	-38.4%
C. EXCESS (DEFICIENCY) OF REVENUES OVER EXPENDITURES BEFORE OTHER FINANCING SOURCES AND USES (A5 - B9)			(605,952.00)	(279,500.00)	-53.9%
D. OTHER FINANCING SOURCES/USES					
1) Interfund Transfers					
a) Transfers In		8900-8929	0.00	0.00	0.0%
b) Transfers Out		7600-7629	0.00	0.00	0.0%
2) Other Sources/Uses					
a) Sources		8930-8979	0.00	0.00	0.0%
b) Uses		7630-7699	0.00	0.00	0.0%
3) Contributions		8980-8999	0.00	0.00	0.0%
4) TOTAL, OTHER FINANCING SOURCES/USES			0.00	0.00	0.0%

Description	Resource Codes	Object Codes	2017-18 Estimated Actuals	2018-19 Budget	Percent Difference
E. NET INCREASE (DECREASE) IN FUND BALANCE (C + D4)			(605,952.00)	(279,500.00)	-53.9%
F. FUND BALANCE, RESERVES					
1) Beginning Fund Balance					
a) As of July 1 - Unaudited		9791	2,663,646.00	2,057,694.00	-22.7%
b) Audit Adjustments		9793	0.00	0.00	0.0%
c) As of July 1 - Audited (F1a + F1b)			2,663,646.00	2,057,694.00	-22.7%
d) Other Restatements		9795	0.00	0.00	0.0%
e) Adjusted Beginning Balance (F1c + F1d)			2,663,646.00	2,057,694.00	-22.7%
2) Ending Balance, June 30 (E + F1e)			2,057,694.00	1,778,194.00	-13.6%
Components of Ending Fund Balance					
a) Nonspendable					
Revolving Cash		9711	0.00	0.00	0.0%
Stores		9712	0.00	0.00	0.0%
Prepaid Items		9713	0.00	0.00	0.0%
All Others		9719	0.00	0.00	0.0%
b) Restricted			0.00	0.00	0.0%
c) Committed					
Stabilization Arrangements		9750	0.00	0.00	0.0%
Other Commitments		9760	0.00	0.00	0.0%
d) Assigned					
Other Assignments		9780	2,057,694.00	1,843,194.00	-10.4%
e) Unassigned/Unappropriated					
Reserve for Economic Uncertainties		9789	0.00	0.00	0.0%
Unassigned/Unappropriated Amount		9790	0.00	(65,000.00)	New

Description	Resource Codes	Object Codes	2017-18 Estimated Actuals	2018-19 Budget	Percent Difference
G. ASSETS					
1) Cash					
a) in County Treasury		9110	0.00		
1) Fair Value Adjustment to Cash in County Treasury		9111	0.00		
b) in Banks		9120	0.00		
c) in Revolving Cash Account		9130	0.00		
d) with Fiscal Agent/Trustee		9135	0.00		
e) Collections Awaiting Deposit		9140	0.00		
2) Investments		9150	0.00		
3) Accounts Receivable		9200	0.00		
4) Due from Grantor Government		9290	0.00		
5) Due from Other Funds		9310	0.00		
6) Stores		9320	0.00		
7) Prepaid Expenditures		9330	0.00		
8) Other Current Assets		9340	0.00		
9) TOTAL, ASSETS			0.00		
H. DEFERRED OUTFLOWS OF RESOURCES					
1) Deferred Outflows of Resources		9490	0.00		
2) TOTAL, DEFERRED OUTFLOWS			0.00		
I. LIABILITIES					
1) Accounts Payable		9500	0.00		
2) Due to Grantor Governments		9590	0.00		
3) Due to Other Funds		9610	0.00		
4) Current Loans		9640	0.00		
5) Unearned Revenue		9650	0.00		
6) TOTAL, LIABILITIES			0.00		
J. DEFERRED INFLOWS OF RESOURCES					
1) Deferred Inflows of Resources		9690	0.00		
2) TOTAL, DEFERRED INFLOWS			0.00		
K. FUND EQUITY					
Ending Fund Balance, June 30					
(G9 + H2) - (I6 + J2)			0.00		

Description	Resource Codes	Object Codes	2017-18 Estimated Actuals	2018-19 Budget	Percent Difference
FEDERAL REVENUE					
FEMA		8281	0.00	0.00	0.0%
All Other Federal Revenue		8290	0.00	0.00	0.0%
TOTAL, FEDERAL REVENUE			0.00	0.00	0.0%
OTHER STATE REVENUE					
Pass-Through Revenues from State Sources		8587	0.00	0.00	0.0%
California Clean Energy Jobs Act	6230	8590	0.00	0.00	0.0%
All Other State Revenue	All Other	8590	0.00	0.00	0.0%
TOTAL, OTHER STATE REVENUE			0.00	0.00	0.0%
OTHER LOCAL REVENUE					
Other Local Revenue					
Community Redevelopment Funds Not Subject to LCFF Deduction		8625	353,352.00	300,000.00	-15.1%
Sales					
Sale of Equipment/Supplies		8631	0.00	0.00	0.0%
Leases and Rentals		8650	0.00	0.00	0.0%
Interest		8660	20,000.00	24,000.00	20.0%
Net Increase (Decrease) in the Fair Value of Investments		8662	0.00	0.00	0.0%
Other Local Revenue					
All Other Local Revenue		8699	0.00	0.00	0.0%
All Other Transfers In from All Others		8799	0.00	0.00	0.0%
TOTAL, OTHER LOCAL REVENUE			373,352.00	324,000.00	-13.2%
TOTAL, REVENUES			373,352.00	324,000.00	-13.2%

Description	Resource Codes	Object Codes	2017-18 Estimated Actuals	2018-19 Budget	Percent Difference
CLASSIFIED SALARIES					
Classified Support Salaries		2200	0.00	0.00	0.0%
Classified Supervisors' and Administrators' Salaries		2300	0.00	0.00	0.0%
Clerical, Technical and Office Salaries		2400	0.00	0.00	0.0%
Other Classified Salaries		2900	0.00	0.00	0.0%
TOTAL, CLASSIFIED SALARIES			0.00	0.00	0.0%
EMPLOYEE BENEFITS					
STRS		3101-3102	0.00	0.00	0.0%
PERS		3201-3202	0.00	0.00	0.0%
OASDI/Medicare/Alternative		3301-3302	0.00	0.00	0.0%
Health and Welfare Benefits		3401-3402	0.00	0.00	0.0%
Unemployment Insurance		3501-3502	0.00	0.00	0.0%
Workers' Compensation		3601-3602	0.00	0.00	0.0%
OPEB, Allocated		3701-3702	0.00	0.00	0.0%
OPEB, Active Employees		3751-3752	0.00	0.00	0.0%
Other Employee Benefits		3901-3902	0.00	0.00	0.0%
TOTAL, EMPLOYEE BENEFITS			0.00	0.00	0.0%
BOOKS AND SUPPLIES					
Books and Other Reference Materials		4200	0.00	0.00	0.0%
Materials and Supplies		4300	65,623.00	0.00	-100.0%
Noncapitalized Equipment		4400	244,709.00	30,000.00	-87.7%
TOTAL, BOOKS AND SUPPLIES			310,332.00	30,000.00	-90.3%

Description	Resource Codes	Object Codes	2017-18 Estimated Actuals	2018-19 Budget	Percent Difference
SERVICES AND OTHER OPERATING EXPENDITURES					
Subagreements for Services		5100	0.00	0.00	0.0%
Travel and Conferences		5200	0.00	0.00	0.0%
Insurance		5400-5450	0.00	0.00	0.0%
Operations and Housekeeping Services		5500	0.00	0.00	0.0%
Rentals, Leases, Repairs, and Noncapitalized Improvements		5600	0.00	0.00	0.0%
Transfers of Direct Costs		5710	0.00	0.00	0.0%
Transfers of Direct Costs - Interfund		5750	0.00	0.00	0.0%
Professional/Consulting Services and Operating Expenditures		5800	131,640.00	8,500.00	-93.5%
Communications		5900	0.00	0.00	0.0%
TOTAL, SERVICES AND OTHER OPERATING EXPENDITURES			131,640.00	8,500.00	-93.5%
CAPITAL OUTLAY					
Land		6100	337,807.00	0.00	-100.0%
Land Improvements		6170	0.00	0.00	0.0%
Buildings and Improvements of Buildings		6200	199,525.00	565,000.00	183.2%
Books and Media for New School Libraries or Major Expansion of School Libraries		6300	0.00	0.00	0.0%
Equipment		6400	0.00	0.00	0.0%
Equipment Replacement		6500	0.00	0.00	0.0%
TOTAL, CAPITAL OUTLAY			537,332.00	565,000.00	5.1%
OTHER OUTGO (excluding Transfers of Indirect Costs)					
Other Transfers Out					
Transfers of Pass-Through Revenues To Districts or Charter Schools		7211	0.00	0.00	0.0%
To County Offices		7212	0.00	0.00	0.0%
To JPAs		7213	0.00	0.00	0.0%
All Other Transfers Out to All Others		7299	0.00	0.00	0.0%
Debt Service					
Debt Service - Interest		7438	0.00	0.00	0.0%
Other Debt Service - Principal		7439	0.00	0.00	0.0%
TOTAL, OTHER OUTGO (excluding Transfers of Indirect Costs)			0.00	0.00	0.0%
TOTAL, EXPENDITURES			979,304.00	603,500.00	-38.4%

Description	Resource Codes	Object Codes	2017-18 Estimated Actuals	2018-19 Budget	Percent Difference
INTERFUND TRANSFERS					
INTERFUND TRANSFERS IN					
From: General Fund/CSSF		8912	0.00	0.00	0.0%
Other Authorized Interfund Transfers In		8919	0.00	0.00	0.0%
(a) TOTAL, INTERFUND TRANSFERS IN			0.00	0.00	0.0%
INTERFUND TRANSFERS OUT					
To: General Fund/CSSF		7612	0.00	0.00	0.0%
To: State School Building Fund/ County School Facilities Fund		7613	0.00	0.00	0.0%
Other Authorized Interfund Transfers Out		7619	0.00	0.00	0.0%
(b) TOTAL, INTERFUND TRANSFERS OUT			0.00	0.00	0.0%

Description	Resource Codes	Object Codes	2017-18 Estimated Actuals	2018-19 Budget	Percent Difference
OTHER SOURCES/USES					
SOURCES					
Proceeds					
Proceeds from Sale/Lease- Purchase of Land/Buildings		8953	0.00	0.00	0.0%
Other Sources					
Transfers from Funds of Lapsed/Reorganized LEAs		8965	0.00	0.00	0.0%
Long-Term Debt Proceeds					
Proceeds from Certificates of Participation		8971	0.00	0.00	0.0%
Proceeds from Capital Leases		8972	0.00	0.00	0.0%
Proceeds from Lease Revenue Bonds		8973	0.00	0.00	0.0%
All Other Financing Sources		8979	0.00	0.00	0.0%
(c) TOTAL, SOURCES			0.00	0.00	0.0%
USES					
Transfers of Funds from Lapsed/Reorganized LEAs		7651	0.00	0.00	0.0%
All Other Financing Uses		7699	0.00	0.00	0.0%
(d) TOTAL, USES			0.00	0.00	0.0%
CONTRIBUTIONS					
Contributions from Unrestricted Revenues		8980	0.00	0.00	0.0%
Contributions from Restricted Revenues		8990	0.00	0.00	0.0%
(e) TOTAL, CONTRIBUTIONS			0.00	0.00	0.0%
TOTAL, OTHER FINANCING SOURCES/USES (a - b + c - d + e)			0.00	0.00	0.0%

Description	Function Codes	Object Codes	2017-18 Estimated Actuals	2018-19 Budget	Percent Difference
A. REVENUES					
1) LCFF Sources		8010-8099	0.00	0.00	0.0%
2) Federal Revenue		8100-8299	0.00	0.00	0.0%
3) Other State Revenue		8300-8599	0.00	0.00	0.0%
4) Other Local Revenue		8600-8799	373,352.00	324,000.00	-13.2%
5) TOTAL, REVENUES			373,352.00	324,000.00	-13.2%
B. EXPENDITURES (Objects 1000-7999)					
1) Instruction	1000-1999		0.00	0.00	0.0%
2) Instruction - Related Services	2000-2999		0.00	0.00	0.0%
3) Pupil Services	3000-3999		0.00	0.00	0.0%
4) Ancillary Services	4000-4999		0.00	0.00	0.0%
5) Community Services	5000-5999		0.00	0.00	0.0%
6) Enterprise	6000-6999		0.00	0.00	0.0%
7) General Administration	7000-7999		0.00	0.00	0.0%
8) Plant Services	8000-8999		979,304.00	603,500.00	-38.4%
9) Other Outgo	9000-9999	Except 7600-7699	0.00	0.00	0.0%
10) TOTAL, EXPENDITURES			979,304.00	603,500.00	-38.4%
C. EXCESS (DEFICIENCY) OF REVENUES OVER EXPENDITURES BEFORE OTHER FINANCING SOURCES AND USES (A5 - B10)			(605,952.00)	(279,500.00)	-53.9%
D. OTHER FINANCING SOURCES/USES					
1) Interfund Transfers					
a) Transfers In		8900-8929	0.00	0.00	0.0%
b) Transfers Out		7600-7629	0.00	0.00	0.0%
2) Other Sources/Uses					
a) Sources		8930-8979	0.00	0.00	0.0%
b) Uses		7630-7699	0.00	0.00	0.0%
3) Contributions		8980-8999	0.00	0.00	0.0%
4) TOTAL, OTHER FINANCING SOURCES/USES			0.00	0.00	0.0%

Description	Function Codes	Object Codes	2017-18 Estimated Actuals	2018-19 Budget	Percent Difference
E. NET INCREASE (DECREASE) IN FUND BALANCE (C + D4)			(605,952.00)	(279,500.00)	-53.9%
F. FUND BALANCE, RESERVES					
1) Beginning Fund Balance					
a) As of July 1 - Unaudited		9791	2,663,646.00	2,057,694.00	-22.7%
b) Audit Adjustments		9793	0.00	0.00	0.0%
c) As of July 1 - Audited (F1a + F1b)			2,663,646.00	2,057,694.00	-22.7%
d) Other Restatements		9795	0.00	0.00	0.0%
e) Adjusted Beginning Balance (F1c + F1d)			2,663,646.00	2,057,694.00	-22.7%
2) Ending Balance, June 30 (E + F1e)			2,057,694.00	1,778,194.00	-13.6%
Components of Ending Fund Balance					
a) Nonspendable					
Revolving Cash		9711	0.00	0.00	0.0%
Stores		9712	0.00	0.00	0.0%
Prepaid Items		9713	0.00	0.00	0.0%
All Others		9719	0.00	0.00	0.0%
b) Restricted		9740	0.00	0.00	0.0%
c) Committed					
Stabilization Arrangements		9750	0.00	0.00	0.0%
Other Commitments (by Resource/Object)		9760	0.00	0.00	0.0%
d) Assigned					
Other Assignments (by Resource/Object)		9780	2,057,694.00	1,843,194.00	-10.4%
e) Unassigned/Unappropriated					
Reserve for Economic Uncertainties		9789	0.00	0.00	0.0%
Unassigned/Unappropriated Amount		9790	0.00	(65,000.00)	New

Resource	Description	2017-18 Estimated Actuals	2018-19 Budget
Total, Restricted Balance		0.00	0.00

Description	Resource Codes	Object Codes	2017-18 Estimated Actuals	2018-19 Budget	Percent Difference
A. REVENUES					
1) LCFF Sources		8010-8099	0.00	0.00	0.0%
2) Federal Revenue		8100-8299	0.00	0.00	0.0%
3) Other State Revenue		8300-8599	0.00	0.00	0.0%
4) Other Local Revenue		8600-8799	900,990.00	1,547,705.00	71.8%
5) TOTAL, REVENUES			900,990.00	1,547,705.00	71.8%
B. EXPENDITURES					
1) Certificated Salaries		1000-1999	0.00	0.00	0.0%
2) Classified Salaries		2000-2999	0.00	0.00	0.0%
3) Employee Benefits		3000-3999	0.00	0.00	0.0%
4) Books and Supplies		4000-4999	0.00	0.00	0.0%
5) Services and Other Operating Expenditures		5000-5999	135,672.00	146,891.00	8.3%
6) Capital Outlay		6000-6999	0.00	0.00	0.0%
7) Other Outgo (excluding Transfers of Indirect Costs)		7100-7299, 7400-7499	637,327.00	635,564.00	-0.3%
8) Other Outgo - Transfers of Indirect Costs		7300-7399	0.00	0.00	0.0%
9) TOTAL, EXPENDITURES			772,999.00	782,455.00	1.2%
C. EXCESS (DEFICIENCY) OF REVENUES OVER EXPENDITURES BEFORE OTHER FINANCING SOURCES AND USES (A5 - B9)			127,991.00	765,250.00	497.9%
D. OTHER FINANCING SOURCES/USES					
1) Interfund Transfers					
a) Transfers In		8900-8929	0.00	0.00	0.0%
b) Transfers Out		7600-7629	0.00	0.00	0.0%
2) Other Sources/Uses					
a) Sources		8930-8979	0.00	0.00	0.0%
b) Uses		7630-7699	177,000.00	800,195.00	352.1%
3) Contributions		8980-8999	0.00	0.00	0.0%
4) TOTAL, OTHER FINANCING SOURCES/USES			(177,000.00)	(800,195.00)	352.1%

Description	Resource Codes	Object Codes	2017-18 Estimated Actuals	2018-19 Budget	Percent Difference
E. NET INCREASE (DECREASE) IN FUND BALANCE (C + D4)			(49,009.00)	(34,945.00)	-28.7%
F. FUND BALANCE, RESERVES					
1) Beginning Fund Balance					
a) As of July 1 - Unaudited		9791	562,622.00	513,613.00	-8.7%
b) Audit Adjustments		9793	0.00	0.00	0.0%
c) As of July 1 - Audited (F1a + F1b)			562,622.00	513,613.00	-8.7%
d) Other Restatements		9795	0.00	0.00	0.0%
e) Adjusted Beginning Balance (F1c + F1d)			562,622.00	513,613.00	-8.7%
2) Ending Balance, June 30 (E + F1e)			513,613.00	478,668.00	-6.8%
Components of Ending Fund Balance					
a) Nonspendable					
Revolving Cash		9711	0.00	0.00	0.0%
Stores		9712	0.00	0.00	0.0%
Prepaid Items		9713	0.00	0.00	0.0%
All Others		9719	0.00	0.00	0.0%
b) Restricted		9740	513,613.00	478,668.00	-6.8%
c) Committed					
Stabilization Arrangements		9750	0.00	0.00	0.0%
Other Commitments		9760	0.00	0.00	0.0%
d) Assigned					
Other Assignments		9780	0.00	0.00	0.0%
e) Unassigned/Unappropriated					
Reserve for Economic Uncertainties		9789	0.00	0.00	0.0%
Unassigned/Unappropriated Amount		9790	0.00	0.00	0.0%

Description	Resource Codes	Object Codes	2017-18 Estimated Actuals	2018-19 Budget	Percent Difference
G. ASSETS					
1) Cash					
a) in County Treasury		9110	0.00		
1) Fair Value Adjustment to Cash in County Treasury		9111	0.00		
b) in Banks		9120	0.00		
c) in Revolving Cash Account		9130	0.00		
d) with Fiscal Agent/Trustee		9135	0.00		
e) Collections Awaiting Deposit		9140	0.00		
2) Investments		9150	0.00		
3) Accounts Receivable		9200	0.00		
4) Due from Grantor Government		9290	0.00		
5) Due from Other Funds		9310	0.00		
6) Stores		9320	0.00		
7) Prepaid Expenditures		9330	0.00		
8) Other Current Assets		9340	0.00		
9) TOTAL, ASSETS			0.00		
H. DEFERRED OUTFLOWS OF RESOURCES					
1) Deferred Outflows of Resources		9490	0.00		
2) TOTAL, DEFERRED OUTFLOWS			0.00		
I. LIABILITIES					
1) Accounts Payable		9500	0.00		
2) Due to Grantor Governments		9590	0.00		
3) Due to Other Funds		9610	0.00		
4) Current Loans		9640	0.00		
5) Unearned Revenue		9650	0.00		
6) TOTAL, LIABILITIES			0.00		
J. DEFERRED INFLOWS OF RESOURCES					
1) Deferred Inflows of Resources		9690	0.00		
2) TOTAL, DEFERRED INFLOWS			0.00		
K. FUND EQUITY					
Ending Fund Balance, June 30 (G9 + H2) - (I6 + J2)			0.00		

Description	Resource Codes	Object Codes	2017-18 Estimated Actuals	2018-19 Budget	Percent Difference
FEDERAL REVENUE					
All Other Federal Revenue		8290	0.00	0.00	0.0%
TOTAL, FEDERAL REVENUE			0.00	0.00	0.0%
OTHER STATE REVENUE					
Tax Relief Subventions Restricted Levies - Other					
Homeowners' Exemptions		8575	0.00	0.00	0.0%
Other Subventions/In-Lieu Taxes		8576	0.00	0.00	0.0%
All Other State Revenue		8590	0.00	0.00	0.0%
TOTAL, OTHER STATE REVENUE			0.00	0.00	0.0%
OTHER LOCAL REVENUE					
Other Local Revenue County and District Taxes					
Other Restricted Levies					
Secured Roll		8615	830,000.00	830,000.00	0.0%
Unsecured Roll		8616	0.00	0.00	0.0%
Prior Years' Taxes		8617	0.00	0.00	0.0%
Supplemental Taxes		8618	0.00	0.00	0.0%
Non-Ad Valorem Taxes					
Parcel Taxes		8621	0.00	0.00	0.0%
Other		8622	0.00	0.00	0.0%
Community Redevelopment Funds Not Subject to LCFF Deduction					
Penalties and Interest from Delinquent Non-LCFF Taxes		8629	0.00	0.00	0.0%
Sales					
Sale of Equipment/Supplies		8631	0.00	0.00	0.0%
Leases and Rentals		8650	0.00	0.00	0.0%
Interest		8660	335.00	10,050.00	2900.0%
Net Increase (Decrease) in the Fair Value of Investments		8662	0.00	0.00	0.0%
Other Local Revenue					
All Other Local Revenue		8699	0.00	0.00	0.0%
All Other Transfers In from All Others		8799	70,655.00	707,655.00	901.6%
TOTAL, OTHER LOCAL REVENUE			900,990.00	1,547,705.00	71.8%
TOTAL, REVENUES			900,990.00	1,547,705.00	71.8%

Description	Resource Codes	Object Codes	2017-18 Estimated Actuals	2018-19 Budget	Percent Difference
CLASSIFIED SALARIES					
Classified Support Salaries		2200	0.00	0.00	0.0%
Classified Supervisors' and Administrators' Salaries		2300	0.00	0.00	0.0%
Clerical, Technical and Office Salaries		2400	0.00	0.00	0.0%
Other Classified Salaries		2900	0.00	0.00	0.0%
TOTAL, CLASSIFIED SALARIES			0.00	0.00	0.0%
EMPLOYEE BENEFITS					
STRS		3101-3102	0.00	0.00	0.0%
PERS		3201-3202	0.00	0.00	0.0%
OASDI/Medicare/Alternative		3301-3302	0.00	0.00	0.0%
Health and Welfare Benefits		3401-3402	0.00	0.00	0.0%
Unemployment Insurance		3501-3502	0.00	0.00	0.0%
Workers' Compensation		3601-3602	0.00	0.00	0.0%
OPEB, Allocated		3701-3702	0.00	0.00	0.0%
OPEB, Active Employees		3751-3752	0.00	0.00	0.0%
Other Employee Benefits		3901-3902	0.00	0.00	0.0%
TOTAL, EMPLOYEE BENEFITS			0.00	0.00	0.0%
BOOKS AND SUPPLIES					
Books and Other Reference Materials		4200	0.00	0.00	0.0%
Materials and Supplies		4300	0.00	0.00	0.0%
Noncapitalized Equipment		4400	0.00	0.00	0.0%
TOTAL, BOOKS AND SUPPLIES			0.00	0.00	0.0%
SERVICES AND OTHER OPERATING EXPENDITURES					
Subagreements for Services		5100	0.00	0.00	0.0%
Travel and Conferences		5200	0.00	0.00	0.0%
Insurance		5400-5450	0.00	0.00	0.0%
Operations and Housekeeping Services		5500	0.00	0.00	0.0%
Rentals, Leases, Repairs, and Noncapitalized Improvements		5600	0.00	0.00	0.0%
Transfers of Direct Costs		5710	0.00	0.00	0.0%
Transfers of Direct Costs - Interfund		5750	0.00	0.00	0.0%

Description	Resource Codes	Object Codes	2017-18 Estimated Actuals	2018-19 Budget	Percent Difference
Professional/Consulting Services and Operating Expenditures		5800	135,672.00	146,891.00	8.3%
Communications		5900	0.00	0.00	0.0%
TOTAL, SERVICES AND OTHER OPERATING EXPENDITURES			135,672.00	146,891.00	8.3%
CAPITAL OUTLAY					
Land		6100	0.00	0.00	0.0%
Land Improvements		6170	0.00	0.00	0.0%
Buildings and Improvements of Buildings		6200	0.00	0.00	0.0%
Books and Media for New School Libraries or Major Expansion of School Libraries		6300	0.00	0.00	0.0%
Equipment		6400	0.00	0.00	0.0%
Equipment Replacement		6500	0.00	0.00	0.0%
TOTAL, CAPITAL OUTLAY			0.00	0.00	0.0%
OTHER OUTGO (excluding Transfers of Indirect Costs)					
Other Transfers Out					
Transfers of Pass-Through Revenues To Districts or Charter Schools		7211	0.00	0.00	0.0%
To County Offices		7212	0.00	0.00	0.0%
To JPAs		7213	0.00	0.00	0.0%
All Other Transfers Out to All Others		7299	0.00	0.00	0.0%
Debt Service					
Repayment of State School Building Fund Aid - Proceeds from Bonds		7435	0.00	0.00	0.0%
Debt Service - Interest		7438	292,073.00	280,010.00	-4.1%
Other Debt Service - Principal		7439	345,254.00	355,554.00	3.0%
TOTAL, OTHER OUTGO (excluding Transfers of Indirect Costs)			637,327.00	635,564.00	-0.3%
TOTAL, EXPENDITURES			772,999.00	782,455.00	1.2%

Description	Resource Codes	Object Codes	2017-18 Estimated Actuals	2018-19 Budget	Percent Difference
INTERFUND TRANSFERS					
INTERFUND TRANSFERS IN					
Other Authorized Interfund Transfers In		8919	0.00	0.00	0.0%
(a) TOTAL, INTERFUND TRANSFERS IN			0.00	0.00	0.0%
INTERFUND TRANSFERS OUT					
To: State School Building Fund/ County School Facilities Fund		7613	0.00	0.00	0.0%
Other Authorized Interfund Transfers Out		7619	0.00	0.00	0.0%
(b) TOTAL, INTERFUND TRANSFERS OUT			0.00	0.00	0.0%

Description	Resource Codes	Object Codes	2017-18 Estimated Actuals	2018-19 Budget	Percent Difference
OTHER SOURCES/USES					
SOURCES					
Proceeds					
Proceeds from Sale of Bonds		8951	0.00	0.00	0.0%
Other Sources					
County School Bldg Aid		8961	0.00	0.00	0.0%
Transfers from Funds of Lapsed/Reorganized LEAs		8965	0.00	0.00	0.0%
Long-Term Debt Proceeds					
Proceeds from Certificates of Participation		8971	0.00	0.00	0.0%
Proceeds from Capital Leases		8972	0.00	0.00	0.0%
Proceeds from Lease Revenue Bonds		8973	0.00	0.00	0.0%
All Other Financing Sources		8979	0.00	0.00	0.0%
(c) TOTAL, SOURCES			0.00	0.00	0.0%
USES					
Transfers of Funds from Lapsed/Reorganized LEAs		7651	0.00	0.00	0.0%
All Other Financing Uses		7699	177,000.00	800,195.00	352.1%
(d) TOTAL, USES			177,000.00	800,195.00	352.1%
CONTRIBUTIONS					
Contributions from Unrestricted Revenues		8980	0.00	0.00	0.0%
Contributions from Restricted Revenues		8990	0.00	0.00	0.0%
(e) TOTAL, CONTRIBUTIONS			0.00	0.00	0.0%
TOTAL, OTHER FINANCING SOURCES/USES (a - b + c - d + e)			(177,000.00)	(800,195.00)	352.1%

Description	Function Codes	Object Codes	2017-18 Estimated Actuals	2018-19 Budget	Percent Difference
A. REVENUES					
1) LCFF Sources		8010-8099	0.00	0.00	0.0%
2) Federal Revenue		8100-8299	0.00	0.00	0.0%
3) Other State Revenue		8300-8599	0.00	0.00	0.0%
4) Other Local Revenue		8600-8799	900,990.00	1,547,705.00	71.8%
5) TOTAL, REVENUES			900,990.00	1,547,705.00	71.8%
B. EXPENDITURES (Objects 1000-7999)					
1) Instruction	1000-1999		0.00	0.00	0.0%
2) Instruction - Related Services	2000-2999		0.00	0.00	0.0%
3) Pupil Services	3000-3999		0.00	0.00	0.0%
4) Ancillary Services	4000-4999		0.00	0.00	0.0%
5) Community Services	5000-5999		0.00	0.00	0.0%
6) Enterprise	6000-6999		0.00	0.00	0.0%
7) General Administration	7000-7999		0.00	0.00	0.0%
8) Plant Services	8000-8999		135,672.00	146,891.00	8.3%
9) Other Outgo	9000-9999	Except 7600-7699	637,327.00	635,564.00	-0.3%
10) TOTAL, EXPENDITURES			772,999.00	782,455.00	1.2%
C. EXCESS (DEFICIENCY) OF REVENUES OVER EXPENDITURES BEFORE OTHER FINANCING SOURCES AND USES (A5 - B10)			127,991.00	765,250.00	497.9%
D. OTHER FINANCING SOURCES/USES					
1) Interfund Transfers					
a) Transfers In		8900-8929	0.00	0.00	0.0%
b) Transfers Out		7600-7629	0.00	0.00	0.0%
2) Other Sources/Uses					
a) Sources		8930-8979	0.00	0.00	0.0%
b) Uses		7630-7699	177,000.00	800,195.00	352.1%
3) Contributions		8980-8999	0.00	0.00	0.0%
4) TOTAL, OTHER FINANCING SOURCES/USES			(177,000.00)	(800,195.00)	352.1%

Description	Function Codes	Object Codes	2017-18 Estimated Actuals	2018-19 Budget	Percent Difference
E. NET INCREASE (DECREASE) IN FUND BALANCE (C + D4)			(49,009.00)	(34,945.00)	-28.7%
F. FUND BALANCE, RESERVES					
1) Beginning Fund Balance					
a) As of July 1 - Unaudited		9791	562,622.00	513,613.00	-8.7%
b) Audit Adjustments		9793	0.00	0.00	0.0%
c) As of July 1 - Audited (F1a + F1b)			562,622.00	513,613.00	-8.7%
d) Other Restatements		9795	0.00	0.00	0.0%
e) Adjusted Beginning Balance (F1c + F1d)			562,622.00	513,613.00	-8.7%
2) Ending Balance, June 30 (E + F1e)			513,613.00	478,668.00	-6.8%
Components of Ending Fund Balance					
a) Nonspendable					
Revolving Cash		9711	0.00	0.00	0.0%
Stores		9712	0.00	0.00	0.0%
Prepaid Items		9713	0.00	0.00	0.0%
All Others		9719	0.00	0.00	0.0%
b) Restricted			513,613.00	478,668.00	-6.8%
c) Committed					
Stabilization Arrangements		9750	0.00	0.00	0.0%
Other Commitments (by Resource/Object)		9760	0.00	0.00	0.0%
d) Assigned					
Other Assignments (by Resource/Object)		9780	0.00	0.00	0.0%
e) Unassigned/Unappropriated					
Reserve for Economic Uncertainties		9789	0.00	0.00	0.0%
Unassigned/Unappropriated Amount		9790	0.00	0.00	0.0%

Resource	Description	2017-18 Estimated Actuals	2018-19 Budget
9010	Other Restricted Local	513,613.00	478,668.00
Total, Restricted Balance		<u>513,613.00</u>	<u>478,668.00</u>

Description	Resource Codes	Object Codes	2017-18 Estimated Actuals	2018-19 Budget	Percent Difference
A. REVENUES					
1) LCFF Sources		8010-8099	0.00	0.00	0.0%
2) Federal Revenue		8100-8299	0.00	0.00	0.0%
3) Other State Revenue		8300-8599	0.00	0.00	0.0%
4) Other Local Revenue		8600-8799	3,831,200.00	4,058,872.00	5.9%
5) TOTAL, REVENUES			3,831,200.00	4,058,872.00	5.9%
B. EXPENDITURES					
1) Certificated Salaries		1000-1999	0.00	0.00	0.0%
2) Classified Salaries		2000-2999	0.00	0.00	0.0%
3) Employee Benefits		3000-3999	0.00	0.00	0.0%
4) Books and Supplies		4000-4999	0.00	0.00	0.0%
5) Services and Other Operating Expenditures		5000-5999	0.00	0.00	0.0%
6) Capital Outlay		6000-6999	0.00	0.00	0.0%
7) Other Outgo (excluding Transfers of Indirect Costs)		7100-7299, 7400-7499	3,707,175.00	3,717,232.00	0.3%
8) Other Outgo - Transfers of Indirect Costs		7300-7399	0.00	0.00	0.0%
9) TOTAL, EXPENDITURES			3,707,175.00	3,717,232.00	0.3%
C. EXCESS (DEFICIENCY) OF REVENUES OVER EXPENDITURES BEFORE OTHER FINANCING SOURCES AND USES (A5 - B9)			124,025.00	341,640.00	175.5%
D. OTHER FINANCING SOURCES/USES					
1) Interfund Transfers					
a) Transfers In		8900-8929	0.00	0.00	0.0%
b) Transfers Out		7600-7629	0.00	0.00	0.0%
2) Other Sources/Uses					
a) Sources		8930-8979	0.00	0.00	0.0%
b) Uses		7630-7699	0.00	0.00	0.0%
3) Contributions		8980-8999	0.00	0.00	0.0%
4) TOTAL, OTHER FINANCING SOURCES/USES			0.00	0.00	0.0%

Description	Resource Codes	Object Codes	2017-18 Estimated Actuals	2018-19 Budget	Percent Difference
E. NET INCREASE (DECREASE) IN FUND BALANCE (C + D4)			124,025.00	341,640.00	175.5%
F. FUND BALANCE, RESERVES					
1) Beginning Fund Balance					
a) As of July 1 - Unaudited		9791	3,200,241.00	3,324,266.00	3.9%
b) Audit Adjustments		9793	0.00	0.00	0.0%
c) As of July 1 - Audited (F1a + F1b)			3,200,241.00	3,324,266.00	3.9%
d) Other Restatements		9795	0.00	0.00	0.0%
e) Adjusted Beginning Balance (F1c + F1d)			3,200,241.00	3,324,266.00	3.9%
2) Ending Balance, June 30 (E + F1e)			3,324,266.00	3,665,906.00	10.3%
Components of Ending Fund Balance					
a) Nonspendable					
Revolving Cash		9711	0.00	0.00	0.0%
Stores		9712	0.00	0.00	0.0%
Prepaid Items		9713	0.00	0.00	0.0%
All Others		9719	0.00	0.00	0.0%
b) Restricted			3,324,266.00	3,665,906.00	10.3%
c) Committed					
Stabilization Arrangements		9750	0.00	0.00	0.0%
Other Commitments		9760	0.00	0.00	0.0%
d) Assigned					
Other Assignments		9780	0.00	0.00	0.0%
e) Unassigned/Unappropriated					
Reserve for Economic Uncertainties		9789	0.00	0.00	0.0%
Unassigned/Unappropriated Amount		9790	0.00	0.00	0.0%

Description	Resource Codes	Object Codes	2017-18 Estimated Actuals	2018-19 Budget	Percent Difference
G. ASSETS					
1) Cash					
a) in County Treasury		9110	0.00		
1) Fair Value Adjustment to Cash in County Treasury		9111	0.00		
b) in Banks		9120	0.00		
c) in Revolving Cash Account		9130	0.00		
d) with Fiscal Agent/Trustee		9135	0.00		
e) Collections Awaiting Deposit		9140	0.00		
2) Investments		9150	0.00		
3) Accounts Receivable		9200	0.00		
4) Due from Grantor Government		9290	0.00		
5) Due from Other Funds		9310	0.00		
6) Stores		9320	0.00		
7) Prepaid Expenditures		9330	0.00		
8) Other Current Assets		9340	0.00		
9) TOTAL, ASSETS			0.00		
H. DEFERRED OUTFLOWS OF RESOURCES					
1) Deferred Outflows of Resources		9490	0.00		
2) TOTAL, DEFERRED OUTFLOWS			0.00		
I. LIABILITIES					
1) Accounts Payable		9500	0.00		
2) Due to Grantor Governments		9590	0.00		
3) Due to Other Funds		9610	0.00		
4) Current Loans		9640	0.00		
5) Unearned Revenue		9650	0.00		
6) TOTAL, LIABILITIES			0.00		
J. DEFERRED INFLOWS OF RESOURCES					
1) Deferred Inflows of Resources		9690	0.00		
2) TOTAL, DEFERRED INFLOWS			0.00		
K. FUND EQUITY					
Ending Fund Balance, June 30 (G9 + H2) - (I6 + J2)			0.00		

Description	Resource Codes	Object Codes	2017-18 Estimated Actuals	2018-19 Budget	Percent Difference
FEDERAL REVENUE					
All Other Federal Revenue		8290	0.00	0.00	0.0%
TOTAL, FEDERAL REVENUE			0.00	0.00	0.0%
OTHER STATE REVENUE					
Tax Relief Subventions Voted Indebtedness Levies					
Homeowners' Exemptions		8571	0.00	0.00	0.0%
Other Subventions/In-Lieu Taxes		8572	0.00	0.00	0.0%
TOTAL, OTHER STATE REVENUE			0.00	0.00	0.0%
OTHER LOCAL REVENUE					
Other Local Revenue County and District Taxes Voted Indebtedness Levies					
Secured Roll		8611	3,688,179.00	3,915,851.00	6.2%
Unsecured Roll		8612	0.00	0.00	0.0%
Prior Years' Taxes		8613	56,067.00	56,067.00	0.0%
Supplemental Taxes		8614	72,414.00	72,414.00	0.0%
Penalties and Interest from Delinquent Non-LCFF Taxes					
		8629	0.00	0.00	0.0%
Interest		8660	14,540.00	14,540.00	0.0%
Net Increase (Decrease) in the Fair Value of Investments		8662	0.00	0.00	0.0%
Other Local Revenue					
All Other Local Revenue		8699	0.00	0.00	0.0%
All Other Transfers In from All Others		8799	0.00	0.00	0.0%
TOTAL, OTHER LOCAL REVENUE			3,831,200.00	4,058,872.00	5.9%
TOTAL, REVENUES			3,831,200.00	4,058,872.00	5.9%

Description	Resource Codes	Object Codes	2017-18 Estimated Actuals	2018-19 Budget	Percent Difference
OTHER OUTGO (excluding Transfers of Indirect Costs)					
Debt Service					
Bond Redemptions		7433	2,660,000.00	2,995,000.00	12.6%
Bond Interest and Other Service Charges		7434	1,047,175.00	722,232.00	-31.0%
Debt Service - Interest		7438	0.00	0.00	0.0%
Other Debt Service - Principal		7439	0.00	0.00	0.0%
TOTAL, OTHER OUTGO (excluding Transfers of Indirect Costs)			3,707,175.00	3,717,232.00	0.3%
TOTAL, EXPENDITURES			3,707,175.00	3,717,232.00	0.3%

Description	Resource Codes	Object Codes	2017-18 Estimated Actuals	2018-19 Budget	Percent Difference
INTERFUND TRANSFERS					
INTERFUND TRANSFERS IN					
Other Authorized Interfund Transfers In		8919	0.00	0.00	0.0%
(a) TOTAL, INTERFUND TRANSFERS IN			0.00	0.00	0.0%
INTERFUND TRANSFERS OUT					
To: General Fund		7614	0.00	0.00	0.0%
Other Authorized Interfund Transfers Out		7619	0.00	0.00	0.0%
(b) TOTAL, INTERFUND TRANSFERS OUT			0.00	0.00	0.0%
OTHER SOURCES/USES					
SOURCES					
Other Sources					
Transfers from Funds of Lapsed/Reorganized LEAs		8965	0.00	0.00	0.0%
All Other Financing Sources		8979	0.00	0.00	0.0%
(c) TOTAL, SOURCES			0.00	0.00	0.0%
USES					
Transfers of Funds from Lapsed/Reorganized LEAs		7651	0.00	0.00	0.0%
All Other Financing Uses		7699	0.00	0.00	0.0%
(d) TOTAL, USES			0.00	0.00	0.0%
CONTRIBUTIONS					
Contributions from Unrestricted Revenues		8980	0.00	0.00	0.0%
Contributions from Restricted Revenues		8990	0.00	0.00	0.0%
(e) TOTAL, CONTRIBUTIONS			0.00	0.00	0.0%
TOTAL, OTHER FINANCING SOURCES/USES (a - b + c - d + e)			0.00	0.00	0.0%

Description	Function Codes	Object Codes	2017-18 Estimated Actuals	2018-19 Budget	Percent Difference
A. REVENUES					
1) LCFF Sources		8010-8099	0.00	0.00	0.0%
2) Federal Revenue		8100-8299	0.00	0.00	0.0%
3) Other State Revenue		8300-8599	0.00	0.00	0.0%
4) Other Local Revenue		8600-8799	3,831,200.00	4,058,872.00	5.9%
5) TOTAL, REVENUES			3,831,200.00	4,058,872.00	5.9%
B. EXPENDITURES (Objects 1000-7999)					
1) Instruction	1000-1999		0.00	0.00	0.0%
2) Instruction - Related Services	2000-2999		0.00	0.00	0.0%
3) Pupil Services	3000-3999		0.00	0.00	0.0%
4) Ancillary Services	4000-4999		0.00	0.00	0.0%
5) Community Services	5000-5999		0.00	0.00	0.0%
6) Enterprise	6000-6999		0.00	0.00	0.0%
7) General Administration	7000-7999		0.00	0.00	0.0%
8) Plant Services	8000-8999		0.00	0.00	0.0%
9) Other Outgo	9000-9999	Except 7600-7699	3,707,175.00	3,717,232.00	0.3%
10) TOTAL, EXPENDITURES			3,707,175.00	3,717,232.00	0.3%
C. EXCESS (DEFICIENCY) OF REVENUES OVER EXPENDITURES BEFORE OTHER FINANCING SOURCES AND USES (A5 - B10)			124,025.00	341,640.00	175.5%
D. OTHER FINANCING SOURCES/USES					
1) Interfund Transfers					
a) Transfers In		8900-8929	0.00	0.00	0.0%
b) Transfers Out		7600-7629	0.00	0.00	0.0%
2) Other Sources/Uses					
a) Sources		8930-8979	0.00	0.00	0.0%
b) Uses		7630-7699	0.00	0.00	0.0%
3) Contributions		8980-8999	0.00	0.00	0.0%
4) TOTAL, OTHER FINANCING SOURCES/USES			0.00	0.00	0.0%

Description	Function Codes	Object Codes	2017-18 Estimated Actuals	2018-19 Budget	Percent Difference
E. NET INCREASE (DECREASE) IN FUND BALANCE (C + D4)			124,025.00	341,640.00	175.5%
F. FUND BALANCE, RESERVES					
1) Beginning Fund Balance					
a) As of July 1 - Unaudited		9791	3,200,241.00	3,324,266.00	3.9%
b) Audit Adjustments		9793	0.00	0.00	0.0%
c) As of July 1 - Audited (F1a + F1b)			3,200,241.00	3,324,266.00	3.9%
d) Other Restatements		9795	0.00	0.00	0.0%
e) Adjusted Beginning Balance (F1c + F1d)			3,200,241.00	3,324,266.00	3.9%
2) Ending Balance, June 30 (E + F1e)			3,324,266.00	3,665,906.00	10.3%
Components of Ending Fund Balance					
a) Nonspendable					
Revolving Cash		9711	0.00	0.00	0.0%
Stores		9712	0.00	0.00	0.0%
Prepaid Items		9713	0.00	0.00	0.0%
All Others		9719	0.00	0.00	0.0%
b) Restricted			3,324,266.00	3,665,906.00	10.3%
c) Committed					
Stabilization Arrangements		9750	0.00	0.00	0.0%
Other Commitments (by Resource/Object)		9760	0.00	0.00	0.0%
d) Assigned					
Other Assignments (by Resource/Object)		9780	0.00	0.00	0.0%
e) Unassigned/Unappropriated					
Reserve for Economic Uncertainties		9789	0.00	0.00	0.0%
Unassigned/Unappropriated Amount		9790	0.00	0.00	0.0%

Resource	Description	2017-18 Estimated Actuals	2018-19 Budget
9010	Other Restricted Local	3,324,266.00	3,665,906.00
Total, Restricted Balance		<u>3,324,266.00</u>	<u>3,665,906.00</u>

Description	Resource Codes	Object Codes	2017-18 Estimated Actuals	2018-19 Budget	Percent Difference
A. REVENUES					
1) LCFF Sources		8010-8099	0.00	0.00	0.0%
2) Federal Revenue		8100-8299	0.00	0.00	0.0%
3) Other State Revenue		8300-8599	0.00	0.00	0.0%
4) Other Local Revenue		8600-8799	1,842,100.00	1,903,900.00	3.4%
5) TOTAL, REVENUES			1,842,100.00	1,903,900.00	3.4%
B. EXPENSES					
1) Certificated Salaries		1000-1999	0.00	0.00	0.0%
2) Classified Salaries		2000-2999	146,880.00	161,972.00	10.3%
3) Employee Benefits		3000-3999	76,288.00	83,864.00	9.9%
4) Books and Supplies		4000-4999	155,998.00	125,010.00	-19.9%
5) Services and Other Operating Expenses		5000-5999	1,500,256.00	1,508,576.00	0.6%
6) Depreciation		6000-6999	0.00	0.00	0.0%
7) Other Outgo (excluding Transfers of Indirect Costs)		7100-7299, 7400-7499	0.00	0.00	0.0%
8) Other Outgo - Transfers of Indirect Costs		7300-7399	0.00	0.00	0.0%
9) TOTAL, EXPENSES			1,879,422.00	1,879,422.00	0.0%
C. EXCESS (DEFICIENCY) OF REVENUES OVER EXPENSES BEFORE OTHER FINANCING SOURCES AND USES (A5 - B9)			(37,322.00)	24,478.00	-165.6%
D. OTHER FINANCING SOURCES/USES					
1) Interfund Transfers					
a) Transfers In		8900-8929	0.00	0.00	0.0%
b) Transfers Out		7600-7629	0.00	0.00	0.0%
2) Other Sources/Uses					
a) Sources		8930-8979	0.00	0.00	0.0%
b) Uses		7630-7699	0.00	0.00	0.0%
3) Contributions		8980-8999	0.00	0.00	0.0%
4) TOTAL, OTHER FINANCING SOURCES/USES			0.00	0.00	0.0%

Description	Resource Codes	Object Codes	2017-18 Estimated Actuals	2018-19 Budget	Percent Difference
E. NET INCREASE (DECREASE) IN NET POSITION (C + D4)			(37,322.00)	24,478.00	-165.6%
F. NET POSITION					
1) Beginning Net Position					
a) As of July 1 - Unaudited		9791	1,559,915.00	1,522,593.00	-2.4%
b) Audit Adjustments		9793	0.00	0.00	0.0%
c) As of July 1 - Audited (F1a + F1b)			1,559,915.00	1,522,593.00	-2.4%
d) Other Restatements		9795	0.00	0.00	0.0%
e) Adjusted Beginning Net Position (F1c + F1d)			1,559,915.00	1,522,593.00	-2.4%
2) Ending Net Position, June 30 (E + F1e)			1,522,593.00	1,547,071.00	1.6%
Components of Ending Net Position					
a) Net Investment in Capital Assets		9796	0.00	0.00	0.0%
b) Restricted Net Position		9797	0.00	0.00	0.0%
c) Unrestricted Net Position		9790	1,522,593.00	1,547,071.00	1.6%

Description	Resource Codes	Object Codes	2017-18 Estimated Actuals	2018-19 Budget	Percent Difference
G. ASSETS					
1) Cash					
a) in County Treasury		9110	0.00		
1) Fair Value Adjustment to Cash in County Treasury		9111	0.00		
b) in Banks		9120	0.00		
c) in Revolving Cash Account		9130	0.00		
d) with Fiscal Agent/Trustee		9135	0.00		
e) Collections Awaiting Deposit		9140	0.00		
2) Investments		9150	0.00		
3) Accounts Receivable		9200	0.00		
4) Due from Grantor Government		9290	0.00		
5) Due from Other Funds		9310	0.00		
6) Stores		9320	0.00		
7) Prepaid Expenditures		9330	0.00		
8) Other Current Assets		9340	0.00		
9) Fixed Assets					
a) Land		9410	0.00		
b) Land Improvements		9420	0.00		
c) Accumulated Depreciation - Land Improvements		9425	0.00		
d) Buildings		9430	0.00		
e) Accumulated Depreciation - Buildings		9435	0.00		
f) Equipment		9440	0.00		
g) Accumulated Depreciation - Equipment		9445	0.00		
h) Work in Progress		9450	0.00		
10) TOTAL, ASSETS			0.00		
H. DEFERRED OUTFLOWS OF RESOURCES					
1) Deferred Outflows of Resources		9490	0.00		
2) TOTAL, DEFERRED OUTFLOWS			0.00		

Description	Resource Codes	Object Codes	2017-18 Estimated Actuals	2018-19 Budget	Percent Difference
I. LIABILITIES					
1) Accounts Payable		9500	0.00		
2) Due to Grantor Governments		9590	0.00		
3) Due to Other Funds		9610	0.00		
4) Current Loans		9640			
5) Unearned Revenue		9650	0.00		
6) Long-Term Liabilities					
a) Net Pension Liability		9663	0.00		
b) Total/Net OPEB Liability		9664	0.00		
c) Compensated Absences		9665	0.00		
d) COPs Payable		9666	0.00		
e) Capital Leases Payable		9667	0.00		
f) Lease Revenue Bonds Payable		9668	0.00		
g) Other General Long-Term Liabilities		9669	0.00		
7) TOTAL, LIABILITIES			0.00		
J. DEFERRED INFLOWS OF RESOURCES					
1) Deferred Inflows of Resources		9690	0.00		
2) TOTAL, DEFERRED INFLOWS			0.00		
K. NET POSITION					
Net Position, June 30 (G10 + H2) - (I7 + J2)			0.00		

Description	Resource Codes	Object Codes	2017-18 Estimated Actuals	2018-19 Budget	Percent Difference
OTHER STATE REVENUE					
STRS On-Behalf Pension Contributions	7690	8590	0.00	0.00	0.0%
All Other State Revenue	All Other	8590	0.00	0.00	0.0%
TOTAL, OTHER STATE REVENUE			0.00	0.00	0.0%
OTHER LOCAL REVENUE					
Other Local Revenue					
Sales					
Sale of Equipment/Supplies		8631	0.00	0.00	0.0%
Interest		8660	17,100.00	28,900.00	69.0%
Net Increase (Decrease) in the Fair Value of Investments		8662	0.00	0.00	0.0%
Fees and Contracts					
In-District Premiums/ Contributions		8674	1,825,000.00	1,875,000.00	2.7%
All Other Fees and Contracts		8689	0.00	0.00	0.0%
Other Local Revenue					
All Other Local Revenue		8699	0.00	0.00	0.0%
All Other Transfers In from All Others		8799	0.00	0.00	0.0%
TOTAL, OTHER LOCAL REVENUE			1,842,100.00	1,903,900.00	3.4%
TOTAL, REVENUES			1,842,100.00	1,903,900.00	3.4%

Description	Resource Codes	Object Codes	2017-18 Estimated Actuals	2018-19 Budget	Percent Difference
CERTIFICATED SALARIES					
Certificated Pupil Support Salaries		1200	0.00	0.00	0.0%
Certificated Supervisors' and Administrators' Salaries		1300	0.00	0.00	0.0%
TOTAL, CERTIFICATED SALARIES			0.00	0.00	0.0%
CLASSIFIED SALARIES					
Classified Support Salaries		2200	0.00	0.00	0.0%
Classified Supervisors' and Administrators' Salaries		2300	92,681.00	107,510.00	16.0%
Clerical, Technical and Office Salaries		2400	54,199.00	54,462.00	0.5%
Other Classified Salaries		2900	0.00	0.00	0.0%
TOTAL, CLASSIFIED SALARIES			146,880.00	161,972.00	10.3%
EMPLOYEE BENEFITS					
STRS		3101-3102	0.00	0.00	0.0%
PERS		3201-3202	23,206.00	28,670.00	23.5%
OASDI/Medicare/Alternative		3301-3302	11,205.00	12,529.00	11.8%
Health and Welfare Benefits		3401-3402	37,939.00	38,326.00	1.0%
Unemployment Insurance		3501-3502	74.00	82.00	10.8%
Workers' Compensation		3601-3602	1,783.00	1,965.00	10.2%
OPEB, Allocated		3701-3702	2,081.00	2,292.00	10.1%
OPEB, Active Employees		3751-3752	0.00	0.00	0.0%
Other Employee Benefits		3901-3902	0.00	0.00	0.0%
TOTAL, EMPLOYEE BENEFITS			76,288.00	83,864.00	9.9%
BOOKS AND SUPPLIES					
Books and Other Reference Materials		4200	0.00	0.00	0.0%
Materials and Supplies		4300	81,000.00	40,217.00	-50.3%
Noncapitalized Equipment		4400	74,998.00	84,793.00	13.1%
TOTAL, BOOKS AND SUPPLIES			155,998.00	125,010.00	-19.9%

Description	Resource Codes	Object Codes	2017-18 Estimated Actuals	2018-19 Budget	Percent Difference
SERVICES AND OTHER OPERATING EXPENSES					
Subagreements for Services		5100	0.00	0.00	0.0%
Travel and Conferences		5200	7,806.00	7,306.00	-6.4%
Dues and Memberships		5300	2,000.00	2,000.00	0.0%
Insurance		5400-5450	664,000.00	693,000.00	4.4%
Operations and Housekeeping Services		5500	0.00	0.00	0.0%
Rentals, Leases, Repairs, and Noncapitalized Improvements		5600	500.00	750.00	50.0%
Transfers of Direct Costs - Interfund		5750	2,500.00	3,000.00	20.0%
Professional/Consulting Services and Operating Expenditures		5800	822,450.00	796,500.00	-3.2%
Communications		5900	1,000.00	6,020.00	502.0%
TOTAL, SERVICES AND OTHER OPERATING EXPENSES			1,500,256.00	1,508,576.00	0.6%
DEPRECIATION					
Depreciation Expense		6900	0.00	0.00	0.0%
TOTAL, DEPRECIATION			0.00	0.00	0.0%
TOTAL, EXPENSES			1,879,422.00	1,879,422.00	0.0%

Description	Resource Codes	Object Codes	2017-18 Estimated Actuals	2018-19 Budget	Percent Difference
INTERFUND TRANSFERS					
INTERFUND TRANSFERS IN					
Other Authorized Interfund Transfers In		8919	0.00	0.00	0.0%
(a) TOTAL, INTERFUND TRANSFERS IN			0.00	0.00	0.0%
INTERFUND TRANSFERS OUT					
Other Authorized Interfund Transfers Out		7619	0.00	0.00	0.0%
(b) TOTAL, INTERFUND TRANSFERS OUT			0.00	0.00	0.0%
OTHER SOURCES/USES					
SOURCES					
Other Sources					
Transfers from Funds of Lapsed/Reorganized LEAs		8965	0.00	0.00	0.0%
(c) TOTAL, SOURCES			0.00	0.00	0.0%
USES					
Transfers of Funds from Lapsed/Reorganized LEAs		7651	0.00	0.00	0.0%
(d) TOTAL, USES			0.00	0.00	0.0%
CONTRIBUTIONS					
Contributions from Unrestricted Revenues		8980	0.00	0.00	0.0%
Contributions from Restricted Revenues		8990	0.00	0.00	0.0%
(e) TOTAL, CONTRIBUTIONS			0.00	0.00	0.0%
TOTAL, OTHER FINANCING SOURCES/USES (a - b + c - d + e)			0.00	0.00	0.0%

Description	Function Codes	Object Codes	2017-18 Estimated Actuals	2018-19 Budget	Percent Difference
A. REVENUES					
1) LCFF Sources		8010-8099	0.00	0.00	0.0%
2) Federal Revenue		8100-8299	0.00	0.00	0.0%
3) Other State Revenue		8300-8599	0.00	0.00	0.0%
4) Other Local Revenue		8600-8799	1,842,100.00	1,903,900.00	3.4%
5) TOTAL, REVENUES			1,842,100.00	1,903,900.00	3.4%
B. EXPENSES (Objects 1000-7999)					
1) Instruction	1000-1999		0.00	0.00	0.0%
2) Instruction - Related Services	2000-2999		0.00	0.00	0.0%
3) Pupil Services	3000-3999		0.00	0.00	0.0%
4) Ancillary Services	4000-4999		0.00	0.00	0.0%
5) Community Services	5000-5999		0.00	0.00	0.0%
6) Enterprise	6000-6999		1,879,422.00	1,879,422.00	0.0%
7) General Administration	7000-7999		0.00	0.00	0.0%
8) Plant Services	8000-8999		0.00	0.00	0.0%
9) Other Outgo	9000-9999	Except 7600-7699	0.00	0.00	0.0%
10) TOTAL, EXPENSES			1,879,422.00	1,879,422.00	0.0%
C. EXCESS (DEFICIENCY) OF REVENUES OVER EXPENSES BEFORE OTHER FINANCING SOURCES AND USES (A5 - B10)			(37,322.00)	24,478.00	-165.6%
D. OTHER FINANCING SOURCES/USES					
1) Interfund Transfers					
a) Transfers In		8900-8929	0.00	0.00	0.0%
b) Transfers Out		7600-7629	0.00	0.00	0.0%
2) Other Sources/Uses					
a) Sources		8930-8979	0.00	0.00	0.0%
b) Uses		7630-7699	0.00	0.00	0.0%
3) Contributions		8980-8999	0.00	0.00	0.0%
4) TOTAL, OTHER FINANCING SOURCES/USES			0.00	0.00	0.0%

Description	Function Codes	Object Codes	2017-18 Estimated Actuals	2018-19 Budget	Percent Difference
E. NET INCREASE (DECREASE) IN NET POSITION (C + D4)			(37,322.00)	24,478.00	-165.6%
F. NET POSITION					
1) Beginning Net Position					
a) As of July 1 - Unaudited		9791	1,559,915.00	1,522,593.00	-2.4%
b) Audit Adjustments		9793	0.00	0.00	0.0%
c) As of July 1 - Audited (F1a + F1b)			1,559,915.00	1,522,593.00	-2.4%
d) Other Restatements		9795	0.00	0.00	0.0%
e) Adjusted Beginning Net Position (F1c + F1d)			1,559,915.00	1,522,593.00	-2.4%
2) Ending Net Position, June 30 (E + F1e)			1,522,593.00	1,547,071.00	1.6%
Components of Ending Net Position					
a) Net Investment in Capital Assets		9796	0.00	0.00	0.0%
b) Restricted Net Position		9797	0.00	0.00	0.0%
c) Unrestricted Net Position		9790	1,522,593.00	1,547,071.00	1.6%

Resource	Description	2017-18 Estimated Actuals	2018-19 Budget
<hr/>			
	Total, Restricted Net Position	<hr/> 0.00	<hr/> 0.00

Description	2017-18 Estimated Actuals			2018-19 Budget		
	P-2 ADA	Annual ADA	Funded ADA	Estimated P-2 ADA	Estimated Annual ADA	Estimated Funded ADA
A. DISTRICT						
1. Total District Regular ADA Includes Opportunity Classes, Home & Hospital, Special Day Class, Continuation Education, Special Education NPS/LCI and Extended Year, and Community Day School (includes Necessary Small School ADA)	12,952.22	12,952.22	13,026.24	12,754.22	12,754.22	12,952.22
2. Total Basic Aid Choice/Court Ordered Voluntary Pupil Transfer Regular ADA Includes Opportunity Classes, Home & Hospital, Special Day Class, Continuation Education, Special Education NPS/LCI and Extended Year, and Community Day School (ADA not included in Line A1 above)						
3. Total Basic Aid Open Enrollment Regular ADA Includes Opportunity Classes, Home & Hospital, Special Day Class, Continuation Education, Special Education NPS/LCI and Extended Year, and Community Day School (ADA not included in Line A1 above)						
4. Total, District Regular ADA (Sum of Lines A1 through A3)	12,952.22	12,952.22	13,026.24	12,754.22	12,754.22	12,952.22
5. District Funded County Program ADA						
a. County Community Schools	30.29	30.29	30.29	30.29	30.29	30.29
b. Special Education-Special Day Class	1.81	1.81	1.81	1.81	1.81	1.81
c. Special Education-NPS/LCI						
d. Special Education Extended Year	0.09	0.09	0.09	0.09	0.09	0.09
e. Other County Operated Programs: Opportunity Schools and Full Day Opportunity Classes, Specialized Secondary Schools						
f. County School Tuition Fund (Out of State Tuition) [EC 2000 and 46380]						
g. Total, District Funded County Program ADA (Sum of Lines A5a through A5f)	32.19	32.19	32.19	32.19	32.19	32.19
6. TOTAL DISTRICT ADA (Sum of Line A4 and Line A5g)	12,984.41	12,984.41	13,058.43	12,786.41	12,786.41	12,984.41
7. Adults in Correctional Facilities						
8. Charter School ADA (Enter Charter School ADA using Tab C. Charter School ADA)						

	Object	Beginning Balances (Ref. Only)	July	August	September	October	November	December	January	February
			ESTIMATES THROUGH THE MONTH OF JUNE							
A. BEGINNING CASH			28,496,326.00	26,487,615.00	18,630,241.00	17,539,277.00	10,122,140.00	10,625,968.00	29,366,766.00	23,032,659.00
B. RECEIPTS										
LCFF/Revenue Limit Sources										
	8010-8019		2,450,520.00	2,450,520.00	8,035,068.00	4,410,936.00	4,410,936.00	8,035,068.00	4,410,936.00	4,410,936.00
	8020-8079		1,138,567.00	43,345.00	937,409.00	170,215.00	6,258,670.00	14,135,848.00	5,050,460.00	65,381.00
	8080-8099		0.00	0.00	0.00	0.00	0.00	0.00	0.00	0.00
	8100-8299		18,296.00	134,169.00	256,142.00	24,394.00	121,972.00	609,861.00	42,690.00	18,296.00
	8300-8599		40,603.00	203,016.00	2,030,156.00	192,865.00	406,031.00	1,500,000.00	1,421,109.00	0.00
	8600-8799		439,238.00	430,626.00	34,450.00	310,051.00	111,963.00	1,309,102.00	1,791,403.00	327,276.00
	8910-8929									
	8930-8979									
TOTAL RECEIPTS			4,087,224.00	3,261,676.00	11,293,225.00	5,108,461.00	11,309,572.00	25,589,879.00	12,716,598.00	4,821,889.00
C. DISBURSEMENTS										
	1000-1999		645,655.00	5,940,030.00	6,069,161.00	6,133,727.00	6,327,423.00	64,566.00	12,913,109.00	6,327,423.00
	2000-2999		0.00	1,163,561.00	1,825,193.00	2,167,417.00	1,893,638.00	2,349,936.00	2,053,342.00	2,281,491.00
	3000-3999		4,503,940.00	1,828,668.00	2,980,051.00	2,709,137.00	1,591,618.00	3,217,100.00	2,675,273.00	3,149,372.00
	4000-4999		244,560.00	1,191,246.00	426,008.00	410,230.00	307,673.00	205,115.00	512,788.00	733,681.00
	5000-5999		608,395.00	1,046,012.00	693,783.00	1,152,748.00	736,478.00	832,540.00	811,193.00	597,721.00
	6000-6599		300,000.00	300,000.00	155,000.00	105,000.00	105,000.00	60,000.00	25,000.00	25,000.00
	7000-7499		(389,206.00)	50,000.00	55,000.00	55,000.00	245,000.00	185,000.00	60,000.00	65,000.00
	7600-7629									
	7630-7699									
TOTAL DISBURSEMENTS			5,913,344.00	11,519,517.00	12,204,196.00	12,733,259.00	11,206,830.00	6,914,257.00	19,050,705.00	13,179,688.00
D. BALANCE SHEET ITEMS										
<u>Assets and Deferred Outflows</u>										
	9111-9199									
	9200-9299	5,013,570.00	3,258,821.00	1,002,714.00	35,095.00	250,679.00	401,086.00	65,176.00		
	9310									
	9320									
	9330									
	9340									
	9490									
SUBTOTAL			5,013,570.00	3,258,821.00	1,002,714.00	35,095.00	250,679.00	401,086.00	65,176.00	0.00
<u>Liabilities and Deferred Inflows</u>										
	9500-9599	4,301,765.00	3,441,412.00	602,247.00	215,088.00	43,018.00	0.00	0.00		
	9610									
	9640									
	9650									
	9690									
SUBTOTAL			4,301,765.00	3,441,412.00	602,247.00	215,088.00	43,018.00	0.00	0.00	0.00
<u>Nonoperating</u>										
	9910		0.00							
TOTAL BALANCE SHEET ITEMS			711,805.00	(182,591.00)	400,467.00	(179,993.00)	207,661.00	401,086.00	65,176.00	0.00
E. NET INCREASE/DECREASE (B - C + D)			(2,008,711.00)	(7,857,374.00)	(1,090,964.00)	(7,417,137.00)	503,828.00	18,740,798.00	(6,334,107.00)	(8,357,799.00)
F. ENDING CASH (A + E)			26,487,615.00	18,630,241.00	17,539,277.00	10,122,140.00	10,625,968.00	29,366,766.00	23,032,659.00	14,674,860.00
G. ENDING CASH, PLUS CASH ACCRUALS AND ADJUSTMENTS										

	Object	March	April	May	June	Accruals	Adjustments	TOTAL	BUDGET
ESTIMATES THROUGH THE MONTH OF	JUNE								
A. BEGINNING CASH		14,674,860.00	14,983,733.00	20,821,493.00	16,368,525.00				
B. RECEIPTS									
LCFF/Revenue Limit Sources									
Principal Apportionment	8010-8019	8,035,068.00	4,410,936.00	4,410,936.00	8,035,062.00			63,506,922.00	63,506,922.00
Property Taxes	8020-8079	2,609,937.00	12,148,638.00	2,140,315.00	6,458,267.00			51,157,052.00	51,157,052.00
Miscellaneous Funds	8080-8099	0.00	0.00	0.00	0.00			0.00	0.00
Federal Revenue	8100-8299	1,219,722.00	30,493.00	11,587.00	487,889.00	3,123,098.00		6,098,609.00	6,098,609.00
Other State Revenue	8300-8599	324,825.00	1,319,601.00	172,563.00	507,539.00	2,032,472.00		10,150,780.00	10,150,780.00
Other Local Revenue	8600-8799	318,663.00	370,338.00	1,894,753.00	275,600.00	999,051.00		8,612,514.00	8,612,514.00
Interfund Transfers In	8910-8929							0.00	0.00
All Other Financing Sources	8930-8979							0.00	0.00
TOTAL RECEIPTS		12,508,215.00	18,280,006.00	8,630,154.00	15,764,357.00	6,154,621.00	0.00	139,525,877.00	139,525,877.00
C. DISBURSEMENTS									
Certificated Salaries	1000-1999	6,327,423.00	6,262,858.00	6,262,858.00	1,226,745.00	64,567.00		64,565,545.00	64,565,545.00
Classified Salaries	2000-2999	1,848,008.00	2,121,787.00	2,121,787.00	2,121,787.00	866,965.00		22,814,912.00	22,814,912.00
Employee Benefits	3000-3999	2,675,273.00	2,810,730.00	2,641,409.00	2,641,409.00	440,233.00		33,864,213.00	33,864,213.00
Books and Supplies	4000-4999	418,119.00	536,455.00	1,049,243.00	307,673.00	1,546,254.00		7,889,045.00	7,889,045.00
Services	5000-5999	800,519.00	640,416.00	757,825.00	875,235.00	1,120,727.00		10,673,592.00	10,673,592.00
Capital Outlay	6000-6599	25,000.00	20,000.00	25,000.00	57,343.00			1,202,343.00	1,202,343.00
Other Outgo	7000-7499	105,000.00	50,000.00	225,000.00	59,978.00	650,501.00		1,416,273.00	1,416,273.00
Interfund Transfers Out	7600-7629							0.00	0.00
All Other Financing Uses	7630-7699							0.00	0.00
TOTAL DISBURSEMENTS		12,199,342.00	12,442,246.00	13,083,122.00	7,290,170.00	4,689,247.00	0.00	142,425,923.00	142,425,923.00
D. BALANCE SHEET ITEMS									
<u>Assets and Deferred Outflows</u>									
Cash Not In Treasury	9111-9199							0.00	
Accounts Receivable	9200-9299					6,154,620.00		11,168,191.00	
Due From Other Funds	9310							0.00	
Stores	9320							0.00	
Prepaid Expenditures	9330							0.00	
Other Current Assets	9340							0.00	
Deferred Outflows of Resources	9490							0.00	
SUBTOTAL		0.00	0.00	0.00	0.00	6,154,620.00	0.00	11,168,191.00	
<u>Liabilities and Deferred Inflows</u>									
Accounts Payable	9500-9599					4,171,439.00		8,473,204.00	
Due To Other Funds	9610							0.00	
Current Loans	9640							0.00	
Unearned Revenues	9650							0.00	
Deferred Inflows of Resources	9690							0.00	
SUBTOTAL		0.00	0.00	0.00	0.00	4,171,439.00	0.00	8,473,204.00	
<u>Nonoperating</u>									
Suspense Clearing	9910							0.00	
TOTAL BALANCE SHEET ITEMS		0.00	0.00	0.00	0.00	1,983,181.00	0.00	2,694,987.00	
E. NET INCREASE/DECREASE (B - C + D)		308,873.00	5,837,760.00	(4,452,968.00)	8,474,187.00	3,448,555.00	0.00	(205,059.00)	(2,900,046.00)
F. ENDING CASH (A + E)		14,983,733.00	20,821,493.00	16,368,525.00	24,842,712.00				
G. ENDING CASH, PLUS CASH ACCRUALS AND ADJUSTMENTS								28,291,267.00	

ESTIMATES THROUGH THE MONTH OF	Object	Beginning Balances (Ref. Only)	July	August	September	October	November	December	January	February
A. BEGINNING CASH			24,842,712.00	23,025,503.00	15,824,644.00	13,804,963.00	6,668,196.00	7,537,362.00	25,081,073.00	18,354,892.00
B. RECEIPTS										
LCFF/Revenue Limit Sources										
Principal Apportionment	8010-8019		2,568,260.00	2,568,260.00	7,996,713.00	4,622,868.00	4,622,868.00	7,996,713.00	4,622,868.00	4,622,868.00
Property Taxes	8020-8079		1,138,567.00	43,345.00	937,409.00	170,215.00	6,258,670.00	14,135,848.00	5,050,460.00	65,381.00
Miscellaneous Funds	8080-8099		0.00	0.00	0.00	0.00	0.00	0.00	0.00	0.00
Federal Revenue	8100-8299		18,296.00	134,169.00	256,142.00	24,394.00	121,972.00	805,016.00	42,690.00	18,296.00
Other State Revenue	8300-8599		23,180.00	11,590.00	1,338,668.00	110,107.00	214,419.00	0.00	909,831.00	0.00
Other Local Revenue	8600-8799		439,238.00	430,626.00	34,450.00	310,051.00	111,963.00	1,309,102.00	1,791,403.00	327,276.00
Interfund Transfers In	8910-8929									
All Other Financing Sources	8930-8979									
TOTAL RECEIPTS			4,187,541.00	3,187,990.00	10,563,382.00	5,237,635.00	11,329,892.00	24,246,679.00	12,417,252.00	5,033,821.00
C. DISBURSEMENTS										
Certificated Salaries	1000-1999		653,671.00	6,013,771.00	6,144,505.00	6,209,873.00	6,405,974.00	65,367.00	13,073,416.00	6,405,974.00
Classified Salaries	2000-2999		0.00	1,174,059.00	1,841,661.00	2,186,972.00	1,910,723.00	2,371,138.00	2,071,868.00	2,302,076.00
Employee Benefits	3000-3999		4,846,962.00	1,967,939.00	3,207,012.00	2,915,466.00	1,712,836.00	3,462,115.00	2,879,022.00	3,389,229.00
Books and Supplies	4000-4999		184,940.00	900,839.00	322,154.00	310,223.00	232,667.00	155,111.00	387,778.00	554,821.00
Services	5000-5999		492,262.00	846,345.00	561,351.00	932,707.00	595,896.00	673,622.00	656,349.00	483,626.00
Capital Outlay	6000-6599		75,000.00	60,000.00	55,000.00	50,000.00	50,000.00	30,000.00	25,000.00	25,000.00
Other Outgo	7000-7499		1,020.00	325.00	260,000.00	30,000.00	45,000.00	25,625.00	50,000.00	111,549.00
Interfund Transfers Out	7600-7629									
All Other Financing Uses	7630-7699									
TOTAL DISBURSEMENTS			6,253,855.00	10,963,278.00	12,391,683.00	12,635,241.00	10,953,096.00	6,782,978.00	19,143,433.00	13,272,275.00
D. BALANCE SHEET ITEMS										
<u>Assets and Deferred Outflows</u>										
Cash Not In Treasury	9111-9199									
Accounts Receivable	9200-9299	6,154,621.00	4,000,503.00	1,230,924.00	43,082.00	307,731.00	492,370.00	80,010.00		
Due From Other Funds	9310									
Stores	9320									
Prepaid Expenditures	9330									
Other Current Assets	9340									
Deferred Outflows of Resources	9490									
SUBTOTAL		6,154,621.00	4,000,503.00	1,230,924.00	43,082.00	307,731.00	492,370.00	80,010.00	0.00	0.00
<u>Liabilities and Deferred Inflows</u>										
Accounts Payable	9500-9599	4,689,248.00	3,751,398.00	656,495.00	234,462.00	46,892.00	0.00	0.00		
Due To Other Funds	9610									
Current Loans	9640									
Unearned Revenues	9650									
Deferred Inflows of Resources	9690									
SUBTOTAL		4,689,248.00	3,751,398.00	656,495.00	234,462.00	46,892.00	0.00	0.00	0.00	0.00
<u>Nonoperating</u>										
Suspense Clearing	9910									
TOTAL BALANCE SHEET ITEMS		1,465,373.00	249,105.00	574,429.00	(191,380.00)	260,839.00	492,370.00	80,010.00	0.00	0.00
E. NET INCREASE/DECREASE (B - C + D)			(1,817,209.00)	(7,200,859.00)	(2,019,681.00)	(7,136,767.00)	869,166.00	17,543,711.00	(6,726,181.00)	(8,238,454.00)
F. ENDING CASH (A + E)			23,025,503.00	15,824,644.00	13,804,963.00	6,668,196.00	7,537,362.00	25,081,073.00	18,354,892.00	10,116,438.00
G. ENDING CASH, PLUS CASH ACCRUALS AND ADJUSTMENTS										

	Object	March	April	May	June	Accruals	Adjustments	TOTAL	BUDGET
ESTIMATES THROUGH THE MONTH OF	JUNE								
A. BEGINNING CASH		10,116,438.00	9,775,179.00	14,951,845.00	10,839,756.00				
B. RECEIPTS									
LCFF/Revenue Limit Sources									
Principal Apportionment	8010-8019	7,996,713.00	4,622,868.00	4,622,868.00	7,996,717.00			64,860,584.00	64,860,584.00
Property Taxes	8020-8079	2,609,937.00	12,148,638.00	2,140,315.00	6,458,267.00			51,157,052.00	51,157,052.00
Miscellaneous Funds	8080-8099	0.00	0.00	0.00	0.00			0.00	0.00
Federal Revenue	8100-8299	725,734.00	30,493.00	12,197.00	280,536.00	3,628,674.00		6,098,609.00	6,098,609.00
Other State Revenue	8300-8599	185,443.00	579,510.00	98,517.00	289,755.00	2,034,080.00		5,795,100.00	5,795,100.00
Other Local Revenue	8600-8799	318,663.00	370,338.00	1,894,753.00	275,600.00	999,051.00		8,612,514.00	8,612,514.00
Interfund Transfers In	8910-8929							0.00	
All Other Financing Sources	8930-8979							0.00	
TOTAL RECEIPTS		11,836,490.00	17,751,847.00	8,768,650.00	15,300,875.00	6,661,805.00	0.00	136,523,859.00	136,523,859.00
C. DISBURSEMENTS									
Certificated Salaries	1000-1999	6,405,974.00	6,340,607.00	6,340,607.00	1,241,975.00	65,364.00		65,367,078.00	65,367,078.00
Classified Salaries	2000-2999	1,864,682.00	2,140,931.00	2,140,931.00	2,140,931.00	874,790.00		23,020,762.00	23,020,762.00
Employee Benefits	3000-3999	2,879,022.00	3,024,796.00	2,842,579.00	2,842,579.00	473,765.00		36,443,322.00	36,443,322.00
Books and Supplies	4000-4999	316,188.00	405,676.00	793,454.00	232,667.00	1,169,301.00		5,965,819.00	5,965,819.00
Services	5000-5999	647,713.00	518,171.00	613,168.00	708,166.00	906,800.00		8,636,176.00	8,636,176.00
Capital Outlay	6000-6599	25,000.00	20,000.00	25,000.00	12,343.00			452,343.00	452,343.00
Other Outgo	7000-7499	39,170.00	125,000.00	125,000.00	51,704.00	551,883.00		1,416,276.00	1,416,276.00
Interfund Transfers Out	7600-7629							0.00	
All Other Financing Uses	7630-7699							0.00	
TOTAL DISBURSEMENTS		12,177,749.00	12,575,181.00	12,880,739.00	7,230,365.00	4,041,903.00	0.00	141,301,776.00	141,301,776.00
D. BALANCE SHEET ITEMS									
<u>Assets and Deferred Outflows</u>									
Cash Not In Treasury	9111-9199							0.00	
Accounts Receivable	9200-9299					6,661,805.00		12,816,425.00	
Due From Other Funds	9310							0.00	
Stores	9320							0.00	
Prepaid Expenditures	9330							0.00	
Other Current Assets	9340							0.00	
Deferred Outflows of Resources	9490							0.00	
SUBTOTAL		0.00	0.00	0.00	0.00	6,661,805.00	0.00	12,816,425.00	
<u>Liabilities and Deferred Inflows</u>									
Accounts Payable	9500-9599					4,037,560.00		8,726,807.00	
Due To Other Funds	9610							0.00	
Current Loans	9640							0.00	
Unearned Revenues	9650							0.00	
Deferred Inflows of Resources	9690							0.00	
SUBTOTAL		0.00	0.00	0.00	0.00	4,037,560.00	0.00	8,726,807.00	
<u>Nonoperating</u>									
Suspense Clearing	9910							0.00	
TOTAL BALANCE SHEET ITEMS		0.00	0.00	0.00	0.00	2,624,245.00	0.00	4,089,618.00	
E. NET INCREASE/DECREASE (B - C + D)		(341,259.00)	5,176,666.00	(4,112,089.00)	8,070,510.00	5,244,147.00	0.00	(688,299.00)	(4,777,917.00)
F. ENDING CASH (A + E)		9,775,179.00	14,951,845.00	10,839,756.00	18,910,266.00				
G. ENDING CASH, PLUS CASH ACCRUALS AND ADJUSTMENTS								24,154,413.00	

PART I - CURRENT EXPENSE FORMULA	Total Expense for Year (1)	EDP No.	Reductions (See Note 1) (2)	EDP No.	Current Expense of Education (Col 1 - Col 2) (3)	EDP No.	Reductions (Extracted) (See Note 2) (4a)	Reductions (Overrides)* (See Note 2) (4b)	EDP No.	Current Expense-Part II (Col 3 - Col 4) (5)	EDP No.
1000 - Certificated Salaries	63,230,754.00	301	0.00	303	63,230,754.00	305	2,345,512.00		307	60,885,242.00	309
2000 - Classified Salaries	21,340,166.00	311	0.00	313	21,340,166.00	315	2,522,455.00		317	18,817,711.00	319
3000 - Employee Benefits	30,681,828.00	321	1,186,650.00	323	29,495,178.00	325	1,001,233.00		327	28,493,945.00	329
4000 - Books, Supplies Equip Replace. (6500)	12,144,859.00	331	343,839.00	333	11,801,020.00	335	2,496,768.00		337	9,304,252.00	339
5000 - Services... & 7300 - Indirect Costs	9,053,550.00	341	962,987.00	343	8,090,563.00	345	1,339,411.00		347	6,751,152.00	349
TOTAL					133,957,681.00	365			TOTAL	124,252,302.00	369

Note 1 - In Column 2, report expenditures for the following programs: Nonagency (Goals 7100-7199), Community Services (Goal 8100), Food Services (Function 3700), Fringe Benefits for Retired Persons (Objects 3701-3702), and Facilities Acquisition & Construction (Function 8500).

Note 2 - In Column 4, report expenditures for: Transportation (Function 3600), Lottery Expenditures (Resource 1100), Special Education Students in Nonpublic Schools (Function 1180), and other federal or state categorical aid in which funds were granted for expenditures in a program not incurring any teacher salary expenditures or requiring disbursement of the funds without regard to the requirements of EC Section 41372.

* If an amount (even zero) is entered in any row of Column 4b or in Line 13b, the form uses only the values in Column 4b and Line 13b rather than the values in Column 4a and Line 13a.

PART II: MINIMUM CLASSROOM COMPENSATION (Instruction, Functions 1000-1999)			Object	EDP No.
1.	Teacher Salaries as Per EC 41011.		1100	375
2.	Salaries of Instructional Aides Per EC 41011.		2100	380
3.	STRS.		3101 & 3102	382
4.	PERS.		3201 & 3202	383
5.	OASDI - Regular, Medicare and Alternative.		3301 & 3302	384
6.	Health & Welfare Benefits (EC 41372) (Include Health, Dental, Vision, Pharmaceutical, and Annuity Plans).		3401 & 3402	385
7.	Unemployment Insurance.		3501 & 3502	390
8.	Workers' Compensation Insurance.		3601 & 3602	392
9.	OPEB, Active Employees (EC 41372).		3751 & 3752	393
10.	Other Benefits (EC 22310).		3901 & 3902	393
11.	SUBTOTAL Salaries and Benefits (Sum Lines 1 - 10).			395
12.	Less: Teacher and Instructional Aide Salaries and Benefits deducted in Column 2.			
13a.	Less: Teacher and Instructional Aide Salaries and Benefits (other than Lottery) deducted in Column 4a (Extracted).			396
b.	Less: Teacher and Instructional Aide Salaries and Benefits (other than Lottery) deducted in Column 4b (Overrides)*.			396
14.	TOTAL SALARIES AND BENEFITS.			397
15.	Percent of Current Cost of Education Expended for Classroom Compensation (EDP 397 divided by EDP 369) Line 15 must equal or exceed 60% for elementary, 55% for unified and 50% for high school districts to avoid penalty under provisions of EC 41372.			63.20%
16.	District is exempt from EC 41372 because it meets the provisions of EC 41374. (If exempt, enter 'X')			

PART III: DEFICIENCY AMOUNT		
A deficiency amount (Line 5) is only applicable to districts not meeting the minimum classroom compensation percentage required under EC 41372 and not exempt under the provisions of EC 41374.		
1.	Minimum percentage required (60% elementary, 55% unified, 50% high)	60.00%
2.	Percentage spent by this district (Part II, Line 15)	63.20%
3.	Percentage below the minimum (Part III, Line 1 minus Line 2)	0.00%
4.	District's Current Expense of Education after reductions in columns 4a or 4b (Part I, EDP 369).	124,252,302.00
5.	Deficiency Amount (Part III, Line 3 times Line 4)	0.00

PART IV: Explanation for adjustments entered in Part I, Column 4b (required)	

PART I - CURRENT EXPENSE FORMULA	Total Expense for Year (1)	EDP No.	Reductions (See Note 1) (2)	EDP No.	Current Expense of Education (Col 1 - Col 2) (3)	EDP No.	Reductions (Extracted) (See Note 2) (4a)	Reductions (Overrides)* (See Note 2) (4b)	EDP No.	Current Expense-Part II (Col 3 - Col 4) (5)	EDP No.
1000 - Certificated Salaries	64,565,545.00	301	0.00	303	64,565,545.00	305	2,297,056.00		307	62,268,489.00	309
2000 - Classified Salaries	22,814,912.00	311	0.00	313	22,814,912.00	315	2,826,756.00		317	19,988,156.00	319
3000 - Employee Benefits	33,864,213.00	321	1,217,902.00	323	32,646,311.00	325	1,142,038.00		327	31,504,273.00	329
4000 - Books, Supplies Equip Replace. (6500)	8,061,476.00	331	300,000.00	333	7,761,476.00	335	619,962.00		337	7,141,514.00	339
5000 - Services... & 7300 - Indirect Costs	10,225,634.00	341	405,000.00	343	9,820,634.00	345	1,243,830.00		347	8,576,804.00	349
TOTAL					137,608,878.00	365			TOTAL	129,479,236.00	369

Note 1 - In Column 2, report expenditures for the following programs: Nonagency (Goals 7100-7199), Community Services (Goal 8100), Food Services (Function 3700), Fringe Benefits for Retired Persons (Objects 3701-3702), and Facilities Acquisition & Construction (Function 8500).

Note 2 - In Column 4, report expenditures for: Transportation (Function 3600), Lottery Expenditures (Resource 1100), Special Education Students in Nonpublic Schools (Function 1180), and other federal or state categorical aid in which funds were granted for expenditures in a program not incurring any teacher salary expenditures or requiring disbursement of the funds without regard to the requirements of EC Section 41372.

* If an amount (even zero) is entered in any row of Column 4b or in Line 13b, the form uses only the values in Column 4b and Line 13b rather than the values in Column 4a and Line 13a.

PART II: MINIMUM CLASSROOM COMPENSATION (Instruction, Functions 1000-1999)		Object	EDP No.
1. Teacher Salaries as Per EC 41011.		1100	375
2. Salaries of Instructional Aides Per EC 41011.		2100	380
3. STRS.		3101 & 3102	382
4. PERS.		3201 & 3202	383
5. OASDI - Regular, Medicare and Alternative.		3301 & 3302	384
6. Health & Welfare Benefits (EC 41372) (Include Health, Dental, Vision, Pharmaceutical, and Annuity Plans).		3401 & 3402	385
7. Unemployment Insurance.		3501 & 3502	390
8. Workers' Compensation Insurance.		3601 & 3602	392
9. OPEB, Active Employees (EC 41372).		3751 & 3752	0.00
10. Other Benefits (EC 22310).		3901 & 3902	0.00
11. SUBTOTAL Salaries and Benefits (Sum Lines 1 - 10).			395
12. Less: Teacher and Instructional Aide Salaries and Benefits deducted in Column 2.			0.00
13a. Less: Teacher and Instructional Aide Salaries and Benefits (other than Lottery) deducted in Column 4a (Extracted).			396
b. Less: Teacher and Instructional Aide Salaries and Benefits (other than Lottery) deducted in Column 4b (Overrides)*.			396
14. TOTAL SALARIES AND BENEFITS.			397
15. Percent of Current Cost of Education Expended for Classroom Compensation (EDP 397 divided by EDP 369) Line 15 must equal or exceed 60% for elementary, 55% for unified and 50% for high school districts to avoid penalty under provisions of EC 41372.			62.85%
16. District is exempt from EC 41372 because it meets the provisions of EC 41374. (If exempt, enter 'X')			

PART III: DEFICIENCY AMOUNT	
A deficiency amount (Line 5) is only applicable to districts not meeting the minimum classroom compensation percentage required under EC 41372 and not exempt under the provisions of EC 41374.	
1. Minimum percentage required (60% elementary, 55% unified, 50% high)	60.00%
2. Percentage spent by this district (Part II, Line 15)	62.85%
3. Percentage below the minimum (Part III, Line 1 minus Line 2)	0.00%
4. District's Current Expense of Education after reductions in columns 4a or 4b (Part I, EDP 369).	129,479,236.00
5. Deficiency Amount (Part III, Line 3 times Line 4)	0.00

PART IV: Explanation for adjustments entered in Part I, Column 4b (required)

Description	Object Codes	Lottery: Unrestricted (Resource 1100)	Transferred to Other Resources for Expenditure	Lottery: Instructional Materials (Resource 6300)*	Totals
A. AMOUNT AVAILABLE FOR THIS FISCAL YEAR					
1. Adjusted Beginning Fund Balance	9791-9795	0.00		1,144,780.00	1,144,780.00
2. State Lottery Revenue	8560	2,029,276.00		718,825.00	2,748,101.00
3. Other Local Revenue	8600-8799	0.00		0.00	0.00
4. Transfers from Funds of Lapsed/Reorganized Districts	8965	0.00		0.00	0.00
5. Contributions from Unrestricted Resources (Total must be zero)	8980	0.00			0.00
6. Total Available (Sum Lines A1 through A5)		2,029,276.00	0.00	1,863,605.00	3,892,881.00
B. EXPENDITURES AND OTHER FINANCING USES					
1. Certificated Salaries	1000-1999	2,029,276.00			2,029,276.00
2. Classified Salaries	2000-2999	0.00			0.00
3. Employee Benefits	3000-3999	0.00			0.00
4. Books and Supplies	4000-4999	0.00		1,863,605.00	1,863,605.00
5. a. Services and Other Operating Expenditures (Resource 1100)	5000-5999	0.00			0.00
b. Services and Other Operating Expenditures (Resource 6300)	5000-5999, except 5100, 5710, 5800				
c. Duplicating Costs for Instructional Materials (Resource 6300)	5100, 5710, 5800				
6. Capital Outlay	6000-6999	0.00			0.00
7. Tuition	7100-7199	0.00			0.00
8. Interagency Transfers Out					
a. To Other Districts, County Offices, and Charter Schools	7211,7212,7221, 7222,7281,7282	0.00			0.00
b. To JPAs and All Others	7213,7223, 7283,7299	0.00			0.00
9. Transfers of Indirect Costs	7300-7399				
10. Debt Service	7400-7499	0.00			0.00
11. All Other Financing Uses	7630-7699	0.00			0.00
12. Total Expenditures and Other Financing Uses (Sum Lines B1 through B11)		2,029,276.00	0.00	1,863,605.00	3,892,881.00
C. ENDING BALANCE					
(Must equal Line A6 minus Line B12)	979Z	0.00	0.00	0.00	0.00
D. COMMENTS:					

Data from this report will be used to prepare a report to the Legislature as required by Control Section 24.60 of the Budget Act.

*Pursuant to Government Code Section 8880.4(a)(2)(B) and the definition in Education Code Section 60010(h), Resource 6300 funds are to be used for the purchase of instructional materials only. Any amounts in the shaded cells of this column should be reviewed for appropriateness.

Description	Object Codes	2018-19 Budget (Form 01) (A)	% Change (Cols. C-A/A) (B)	2019-20 Projection (C)	% Change (Cols. E-C/C) (D)	2020-21 Projection (E)
(Enter projections for subsequent years 1 and 2 in Columns C and E; current year - Column A - is extracted)						
A. REVENUES AND OTHER FINANCING SOURCES						
1. LCFF/Revenue Limit Sources	8010-8099	114,663,974.00	1.18%	116,017,636.00	2.68%	119,121,191.00
2. Federal Revenues	8100-8299	0.00	0.00%	0.00	0.00%	0.00
3. Other State Revenues	8300-8599	6,846,791.00	-64.86%	2,406,198.00	0.00%	2,406,198.00
4. Other Local Revenues	8600-8799	513,980.00	0.00%	513,980.00	0.00%	513,980.00
5. Other Financing Sources						
a. Transfers In	8900-8929	0.00	0.00%	0.00	0.00%	0.00
b. Other Sources	8930-8979	0.00	0.00%	0.00	0.00%	0.00
c. Contributions	8980-8999	(17,778,289.00)	0.57%	(17,879,703.00)	5.00%	(18,773,689.00)
6. Total (Sum lines A1 thru A5c)		104,246,456.00	-3.06%	101,058,111.00	2.19%	103,267,680.00
B. EXPENDITURES AND OTHER FINANCING USES						
1. Certificated Salaries						
a. Base Salaries				52,477,217.00		53,085,337.00
b. Step & Column Adjustment				330,120.00		449,366.00
c. Cost-of-Living Adjustment						
d. Other Adjustments				278,000.00		278,000.00
e. Total Certificated Salaries (Sum lines B1a thru B1d)	1000-1999	52,477,217.00	1.16%	53,085,337.00	1.37%	53,812,703.00
2. Classified Salaries						
a. Base Salaries				14,233,630.00		14,353,667.00
b. Step & Column Adjustment				120,037.00		143,536.00
c. Cost-of-Living Adjustment						
d. Other Adjustments						
e. Total Classified Salaries (Sum lines B2a thru B2d)	2000-2999	14,233,630.00	0.84%	14,353,667.00	1.00%	14,497,203.00
3. Employee Benefits	3000-3999	25,923,773.00	8.24%	28,059,496.00	6.16%	29,787,707.00
4. Books and Supplies	4000-4999	6,194,651.00	-33.15%	4,140,933.00	5.19%	4,355,685.00
5. Services and Other Operating Expenditures	5000-5999	8,196,706.00	-25.87%	6,076,067.00	5.01%	6,380,554.00
6. Capital Outlay	6000-6999	158,187.00	0.00%	158,187.00	0.00%	158,187.00
7. Other Outgo (excluding Transfers of Indirect Costs)	7100-7299, 7400-7499	824,231.00	0.00%	824,234.00	0.00%	824,234.00
8. Other Outgo - Transfers of Indirect Costs	7300-7399	(861,893.00)	0.00%	(861,893.00)	0.00%	(861,893.00)
9. Other Financing Uses						
a. Transfers Out	7600-7629	0.00	0.00%		0.00%	
b. Other Uses	7630-7699	0.00	0.00%		0.00%	
10. Other Adjustments (Explain in Section F below)						
11. Total (Sum lines B1 thru B10)		107,146,502.00	-1.22%	105,836,028.00	2.95%	108,954,380.00
C. NET INCREASE (DECREASE) IN FUND BALANCE (Line A6 minus line B11)						
		(2,900,046.00)		(4,777,917.00)		(5,686,700.00)
D. FUND BALANCE						
1. Net Beginning Fund Balance (Form 01, line F1e)		32,228,372.00		29,328,326.00		24,550,409.00
2. Ending Fund Balance (Sum lines C and D1)		29,328,326.00		24,550,409.00		18,863,709.00
3. Components of Ending Fund Balance						
a. Nonspendable	9710-9719	120,000.00		120,000.00		120,000.00
b. Restricted	9740					
c. Committed						
1. Stabilization Arrangements	9750	0.00				
2. Other Commitments	9760	0.00				
d. Assigned	9780	4,000,000.00		4,000,000.00		4,000,000.00
e. Unassigned/Unappropriated						
1. Reserve for Economic Uncertainties	9789	4,272,778.00		4,239,054.00		4,362,137.00
2. Unassigned/Unappropriated	9790	20,935,548.00		16,191,355.00		10,381,572.00
f. Total Components of Ending Fund Balance (Line D3f must agree with line D2)		29,328,326.00		24,550,409.00		18,863,709.00

Description	Object Codes	2018-19 Budget (Form 01) (A)	% Change (Cols. C-A/A) (B)	2019-20 Projection (C)	% Change (Cols. E-C/C) (D)	2020-21 Projection (E)
E. AVAILABLE RESERVES						
1. General Fund						
a. Stabilization Arrangements	9750	0.00		0.00		0.00
b. Reserve for Economic Uncertainties	9789	4,272,778.00		4,239,054.00		4,362,137.00
c. Unassigned/Unappropriated	9790	20,935,548.00		16,191,355.00		10,381,572.00
(Enter reserve projections for subsequent years 1 and 2 in Columns C and E; current year - Column A - is extracted.)						
2. Special Reserve Fund - Noncapital Outlay (Fund 17)						
a. Stabilization Arrangements	9750					
b. Reserve for Economic Uncertainties	9789					
c. Unassigned/Unappropriated	9790					
3. Total Available Reserves (Sum lines E1a thru E2c)						
		25,208,326.00		20,430,409.00		14,743,709.00
F. ASSUMPTIONS						
Please provide below or on a separate attachment, the assumptions used to determine the projections for the first and second subsequent fiscal years. Further, please include an explanation for any significant expenditure adjustments projected in lines B1d, B2d, and B10. For additional information, please refer to the Budget Assumptions section of the SACS Financial Reporting Software User Guide.						
B1d: Increase of \$278,000 for four Dual Immersion classrooms in both 2019-20 and 2020-21.						

Description	Object Codes	2018-19 Budget (Form 01) (A)	% Change (Cols. C-A/A) (B)	2019-20 Projection (C)	% Change (Cols. E-C/C) (D)	2020-21 Projection (E)
(Enter projections for subsequent years 1 and 2 in Columns C and E; current year - Column A - is extracted)						
A. REVENUES AND OTHER FINANCING SOURCES						
1. LCFF/Revenue Limit Sources	8010-8099	0.00	0.00%		0.00%	
2. Federal Revenues	8100-8299	6,098,609.00	0.00%	6,098,609.00	0.00%	6,098,609.00
3. Other State Revenues	8300-8599	3,303,989.00	2.57%	3,388,902.00	2.67%	3,479,385.00
4. Other Local Revenues	8600-8799	8,098,534.00	0.00%	8,098,534.00	0.00%	8,098,534.00
5. Other Financing Sources						
a. Transfers In	8900-8929	0.00	0.00%		0.00%	
b. Other Sources	8930-8979	0.00	0.00%		0.00%	
c. Contributions	8980-8999	17,778,289.00	0.57%	17,879,703.00	5.00%	18,773,689.00
6. Total (Sum lines A1 thru A5c)		35,279,421.00	0.53%	35,465,748.00	2.78%	36,450,217.00
B. EXPENDITURES AND OTHER FINANCING USES						
1. Certificated Salaries						
a. Base Salaries				12,088,328.00		12,281,741.00
b. Step & Column Adjustment				193,413.00		196,508.00
c. Cost-of-Living Adjustment						
d. Other Adjustments						
e. Total Certificated Salaries (Sum lines B1a thru B1d)	1000-1999	12,088,328.00	1.60%	12,281,741.00	1.60%	12,478,249.00
2. Classified Salaries						
a. Base Salaries				8,581,282.00		8,667,095.00
b. Step & Column Adjustment				85,813.00		86,671.00
c. Cost-of-Living Adjustment						
d. Other Adjustments						
e. Total Classified Salaries (Sum lines B2a thru B2d)	2000-2999	8,581,282.00	1.00%	8,667,095.00	1.00%	8,753,766.00
3. Employee Benefits	3000-3999	7,940,440.00	5.58%	8,383,826.00	4.29%	8,743,239.00
4. Books and Supplies	4000-4999	1,694,394.00	7.70%	1,824,886.00	14.20%	2,084,072.00
5. Services and Other Operating Expenditures	5000-5999	2,476,886.00	3.36%	2,560,109.00	3.23%	2,642,800.00
6. Capital Outlay	6000-6999	1,044,156.00	-71.83%	294,156.00	0.00%	294,156.00
7. Other Outgo (excluding Transfers of Indirect Costs)	7100-7299, 7400-7499	1,040,000.00	0.00%	1,040,000.00	0.00%	1,040,000.00
8. Other Outgo - Transfers of Indirect Costs	7300-7399	413,935.00	0.00%	413,935.00	0.00%	413,935.00
9. Other Financing Uses						
a. Transfers Out	7600-7629	0.00	0.00%		0.00%	
b. Other Uses	7630-7699	0.00	0.00%		0.00%	
10. Other Adjustments (Explain in Section F below)						
11. Total (Sum lines B1 thru B10)		35,279,421.00	0.53%	35,465,748.00	2.78%	36,450,217.00
C. NET INCREASE (DECREASE) IN FUND BALANCE						
(Line A6 minus line B11)						
		0.00		0.00		0.00
D. FUND BALANCE						
1. Net Beginning Fund Balance (Form 01, line F1e)		0.00		0.00		0.00
2. Ending Fund Balance (Sum lines C and D1)		0.00		0.00		0.00
3. Components of Ending Fund Balance						
a. Nonspendable	9710-9719	0.00				
b. Restricted	9740	0.00				
c. Committed						
1. Stabilization Arrangements	9750					
2. Other Commitments	9760					
d. Assigned	9780					
e. Unassigned/Unappropriated						
1. Reserve for Economic Uncertainties	9789					
2. Unassigned/Unappropriated	9790	0.00		0.00		0.00
f. Total Components of Ending Fund Balance		0.00		0.00		0.00
(Line D3f must agree with line D2)						

Description	Object Codes	2018-19 Budget (Form 01) (A)	% Change (Cols. C-A/A) (B)	2019-20 Projection (C)	% Change (Cols. E-C/C) (D)	2020-21 Projection (E)
E. AVAILABLE RESERVES						
1. General Fund						
a. Stabilization Arrangements	9750					
b. Reserve for Economic Uncertainties	9789					
c. Unassigned/Unappropriated	9790					
(Enter reserve projections for subsequent years 1 and 2 in Columns C and E; current year - Column A - is extracted.)						
2. Special Reserve Fund - Noncapital Outlay (Fund 17)						
a. Stabilization Arrangements	9750					
b. Reserve for Economic Uncertainties	9789					
c. Unassigned/Unappropriated	9790					
3. Total Available Reserves (Sum lines E1a thru E2c)						
F. ASSUMPTIONS						
Please provide below or on a separate attachment, the assumptions used to determine the projections for the first and second subsequent fiscal years. Further, please include an explanation for any significant expenditure adjustments projected in lines B1d, B2d, and B10. For additional information, please refer to the Budget Assumptions section of the SACS Financial Reporting Software User Guide.						

Description	Object Codes	2018-19 Budget (Form 01) (A)	% Change (Cols. C-A/A) (B)	2019-20 Projection (C)	% Change (Cols. E-C/C) (D)	2020-21 Projection (E)
(Enter projections for subsequent years 1 and 2 in Columns C and E; current year - Column A - is extracted)						
A. REVENUES AND OTHER FINANCING SOURCES						
1. LCFF/Revenue Limit Sources	8010-8099	114,663,974.00	1.18%	116,017,636.00	2.68%	119,121,191.00
2. Federal Revenues	8100-8299	6,098,609.00	0.00%	6,098,609.00	0.00%	6,098,609.00
3. Other State Revenues	8300-8599	10,150,780.00	-42.91%	5,795,100.00	1.56%	5,885,583.00
4. Other Local Revenues	8600-8799	8,612,514.00	0.00%	8,612,514.00	0.00%	8,612,514.00
5. Other Financing Sources						
a. Transfers In	8900-8929	0.00	0.00%	0.00	0.00%	0.00
b. Other Sources	8930-8979	0.00	0.00%	0.00	0.00%	0.00
c. Contributions	8980-8999	0.00	0.00%	0.00	0.00%	0.00
6. Total (Sum lines A1 thru A5c)		139,525,877.00	-2.15%	136,523,859.00	2.34%	139,717,897.00
B. EXPENDITURES AND OTHER FINANCING USES						
1. Certificated Salaries						
a. Base Salaries				64,565,545.00		65,367,078.00
b. Step & Column Adjustment				523,533.00		645,874.00
c. Cost-of-Living Adjustment				0.00		0.00
d. Other Adjustments				278,000.00		278,000.00
e. Total Certificated Salaries (Sum lines B1a thru B1d)	1000-1999	64,565,545.00	1.24%	65,367,078.00	1.41%	66,290,952.00
2. Classified Salaries						
a. Base Salaries				22,814,912.00		23,020,762.00
b. Step & Column Adjustment				205,850.00		230,207.00
c. Cost-of-Living Adjustment				0.00		0.00
d. Other Adjustments				0.00		0.00
e. Total Classified Salaries (Sum lines B2a thru B2d)	2000-2999	22,814,912.00	0.90%	23,020,762.00	1.00%	23,250,969.00
3. Employee Benefits	3000-3999	33,864,213.00	7.62%	36,443,322.00	5.73%	38,530,946.00
4. Books and Supplies	4000-4999	7,889,045.00	-24.38%	5,965,819.00	7.94%	6,439,757.00
5. Services and Other Operating Expenditures	5000-5999	10,673,592.00	-19.09%	8,636,176.00	4.48%	9,023,354.00
6. Capital Outlay	6000-6999	1,202,343.00	-62.38%	452,343.00	0.00%	452,343.00
7. Other Outgo (excluding Transfers of Indirect Costs)	7100-7299, 7400-7499	1,864,231.00	0.00%	1,864,234.00	0.00%	1,864,234.00
8. Other Outgo - Transfers of Indirect Costs	7300-7399	(447,958.00)	0.00%	(447,958.00)	0.00%	(447,958.00)
9. Other Financing Uses						
a. Transfers Out	7600-7629	0.00	0.00%	0.00	0.00%	0.00
b. Other Uses	7630-7699	0.00	0.00%	0.00	0.00%	0.00
10. Other Adjustments				0.00		0.00
11. Total (Sum lines B1 thru B10)		142,425,923.00	-0.79%	141,301,776.00	2.90%	145,404,597.00
C. NET INCREASE (DECREASE) IN FUND BALANCE (Line A6 minus line B11)						
		(2,900,046.00)		(4,777,917.00)		(5,686,700.00)
D. FUND BALANCE						
1. Net Beginning Fund Balance (Form 01, line F1e)		32,228,372.00		29,328,326.00		24,550,409.00
2. Ending Fund Balance (Sum lines C and D1)		29,328,326.00		24,550,409.00		18,863,709.00
3. Components of Ending Fund Balance						
a. Nonspendable	9710-9719	120,000.00		120,000.00		120,000.00
b. Restricted	9740	0.00		0.00		0.00
c. Committed						
1. Stabilization Arrangements	9750	0.00		0.00		0.00
2. Other Commitments	9760	0.00		0.00		0.00
d. Assigned	9780	4,000,000.00		4,000,000.00		4,000,000.00
e. Unassigned/Unappropriated						
1. Reserve for Economic Uncertainties	9789	4,272,778.00		4,239,054.00		4,362,137.00
2. Unassigned/Unappropriated	9790	20,935,548.00		16,191,355.00		10,381,572.00
f. Total Components of Ending Fund Balance (Line D3f must agree with line D2)		29,328,326.00		24,550,409.00		18,863,709.00

Description	Object Codes	2018-19 Budget (Form 01) (A)	% Change (Cols. C-A/A) (B)	2019-20 Projection (C)	% Change (Cols. E-C/C) (D)	2020-21 Projection (E)
E. AVAILABLE RESERVES						
1. General Fund						
a. Stabilization Arrangements	9750	0.00		0.00		0.00
b. Reserve for Economic Uncertainties	9789	4,272,778.00		4,239,054.00		4,362,137.00
c. Unassigned/Unappropriated	9790	20,935,548.00		16,191,355.00		10,381,572.00
d. Negative Restricted Ending Balances (Negative resources 2000-9999)	979Z			0.00		0.00
2. Special Reserve Fund - Noncapital Outlay (Fund 17)						
a. Stabilization Arrangements	9750	0.00		0.00		0.00
b. Reserve for Economic Uncertainties	9789	0.00		0.00		0.00
c. Unassigned/Unappropriated	9790	0.00		0.00		0.00
3. Total Available Reserves - by Amount (Sum lines E1a thru E2c)		25,208,326.00		20,430,409.00		14,743,709.00
4. Total Available Reserves - by Percent (Line E3 divided by Line F3c)		17.70%		14.46%		10.14%
F. RECOMMENDED RESERVES						
1. Special Education Pass-through Exclusions						
For districts that serve as the administrative unit (AU) of a special education local plan area (SELPA):						
a. Do you choose to exclude from the reserve calculation the pass-through funds distributed to SELPA members?	No					
b. If you are the SELPA AU and are excluding special education pass-through funds:						
1. Enter the name(s) of the SELPA(s):						
2. Special education pass-through funds (Column A: Fund 10, resources 3300-3499 and 6500-6540, objects 7211-7213 and 7221-7223; enter projections for subsequent years 1 and 2 in Columns C and E)						
		0.00		0.00		0.00
2. District ADA						
Used to determine the reserve standard percentage level on line F3d (Col. A: Form A, Estimated P-2 ADA column, Lines A4 and C4; enter projections)						
		12,754.22		12,754.22		12,754.22
3. Calculating the Reserves						
a. Expenditures and Other Financing Uses (Line B11)		142,425,923.00		141,301,776.00		145,404,597.00
b. Plus: Special Education Pass-through Funds (Line F1b2, if Line F1a is No)		0.00		0.00		0.00
c. Total Expenditures and Other Financing Uses (Line F3a plus line F3b)		142,425,923.00		141,301,776.00		145,404,597.00
d. Reserve Standard Percentage Level (Refer to Form 01CS, Criterion 10 for calculation details)		3%		3%		3%
e. Reserve Standard - By Percent (Line F3c times F3d)		4,272,777.69		4,239,053.28		4,362,137.91
f. Reserve Standard - By Amount (Refer to Form 01CS, Criterion 10 for calculation details)		0.00		0.00		0.00
g. Reserve Standard (Greater of Line F3e or F3f)		4,272,777.69		4,239,053.28		4,362,137.91
h. Available Reserves (Line E3) Meet Reserve Standard (Line F3g)		YES		YES		YES

Description	Direct Costs - Interfund		Indirect Costs - Interfund		Interfund Transfers In 8900-8929	Interfund Transfers Out 7600-7629	Due From Other Funds 9310	Due To Other Funds 9610
	Transfers In 5750	Transfers Out 5750	Transfers In 7350	Transfers Out 7350				
01 GENERAL FUND								
Expenditure Detail	0.00	(41,200.00)	0.00	(479,159.00)				
Other Sources/Uses Detail					0.00	0.00		
Fund Reconciliation							0.00	0.00
09 CHARTER SCHOOLS SPECIAL REVENUE FUND								
Expenditure Detail	0.00	0.00	0.00	0.00				
Other Sources/Uses Detail					0.00	0.00		
Fund Reconciliation							0.00	0.00
10 SPECIAL EDUCATION PASS-THROUGH FUND								
Expenditure Detail								
Other Sources/Uses Detail								
Fund Reconciliation							0.00	0.00
11 ADULT EDUCATION FUND								
Expenditure Detail	0.00	0.00	0.00	0.00				
Other Sources/Uses Detail					0.00	0.00		
Fund Reconciliation							0.00	0.00
12 CHILD DEVELOPMENT FUND								
Expenditure Detail	38,700.00	0.00	216,232.00	0.00				
Other Sources/Uses Detail					0.00	0.00		
Fund Reconciliation							0.00	0.00
13 CAFETERIA SPECIAL REVENUE FUND								
Expenditure Detail	0.00	0.00	262,927.00	0.00				
Other Sources/Uses Detail					0.00	0.00		
Fund Reconciliation							0.00	0.00
14 DEFERRED MAINTENANCE FUND								
Expenditure Detail	0.00	0.00						
Other Sources/Uses Detail					0.00	0.00		
Fund Reconciliation							0.00	0.00
15 PUPIL TRANSPORTATION EQUIPMENT FUND								
Expenditure Detail	0.00	0.00						
Other Sources/Uses Detail					0.00	0.00		
Fund Reconciliation							0.00	0.00
17 SPECIAL RESERVE FUND FOR OTHER THAN CAPITAL OUTLAY								
Expenditure Detail								
Other Sources/Uses Detail					0.00	0.00		
Fund Reconciliation							0.00	0.00
18 SCHOOL BUS EMISSIONS REDUCTION FUND								
Expenditure Detail	0.00	0.00						
Other Sources/Uses Detail					0.00	0.00		
Fund Reconciliation							0.00	0.00
19 FOUNDATION SPECIAL REVENUE FUND								
Expenditure Detail	0.00	0.00	0.00	0.00				
Other Sources/Uses Detail						0.00		
Fund Reconciliation							0.00	0.00
20 SPECIAL RESERVE FUND FOR POSTEMPLOYMENT BENEFITS								
Expenditure Detail								
Other Sources/Uses Detail					0.00	0.00		
Fund Reconciliation							0.00	0.00
21 BUILDING FUND								
Expenditure Detail	0.00	0.00						
Other Sources/Uses Detail					0.00	0.00		
Fund Reconciliation							0.00	0.00
25 CAPITAL FACILITIES FUND								
Expenditure Detail	0.00	0.00						
Other Sources/Uses Detail					0.00	0.00		
Fund Reconciliation							0.00	0.00
30 STATE SCHOOL BUILDING LEASE/PURCHASE FUND								
Expenditure Detail	0.00	0.00						
Other Sources/Uses Detail					0.00	0.00		
Fund Reconciliation							0.00	0.00
35 COUNTY SCHOOL FACILITIES FUND								
Expenditure Detail	0.00	0.00						
Other Sources/Uses Detail					0.00	0.00		
Fund Reconciliation							0.00	0.00
40 SPECIAL RESERVE FUND FOR CAPITAL OUTLAY PROJECTS								
Expenditure Detail	0.00	0.00						
Other Sources/Uses Detail					0.00	0.00		
Fund Reconciliation							0.00	0.00
49 CAP PROJ FUND FOR BLENDED COMPONENT UNITS								
Expenditure Detail	0.00	0.00						
Other Sources/Uses Detail					0.00	0.00		
Fund Reconciliation							0.00	0.00
51 BOND INTEREST AND REDEMPTION FUND								
Expenditure Detail								
Other Sources/Uses Detail					0.00	0.00		
Fund Reconciliation							0.00	0.00
52 DEBT SVC FUND FOR BLENDED COMPONENT UNITS								
Expenditure Detail								
Other Sources/Uses Detail					0.00	0.00		
Fund Reconciliation							0.00	0.00
53 TAX OVERRIDE FUND								
Expenditure Detail								
Other Sources/Uses Detail					0.00	0.00		
Fund Reconciliation							0.00	0.00
56 DEBT SERVICE FUND								
Expenditure Detail								
Other Sources/Uses Detail					0.00	0.00		
Fund Reconciliation							0.00	0.00
57 FOUNDATION PERMANENT FUND								
Expenditure Detail	0.00	0.00	0.00	0.00				
Other Sources/Uses Detail						0.00		
Fund Reconciliation							0.00	0.00
61 CAFETERIA ENTERPRISE FUND								
Expenditure Detail	0.00	0.00	0.00	0.00				
Other Sources/Uses Detail					0.00	0.00		
Fund Reconciliation							0.00	0.00

Description	Direct Costs - Interfund		Indirect Costs - Interfund		Interfund Transfers In 8900-8929	Interfund Transfers Out 7600-7629	Due From Other Funds 9310	Due To Other Funds 9610
	Transfers In 5750	Transfers Out 5750	Transfers In 7350	Transfers Out 7350				
62 CHARTER SCHOOLS ENTERPRISE FUND								
Expenditure Detail	0.00	0.00	0.00	0.00				
Other Sources/Uses Detail					0.00	0.00		
Fund Reconciliation							0.00	0.00
63 OTHER ENTERPRISE FUND								
Expenditure Detail	0.00	0.00						
Other Sources/Uses Detail					0.00	0.00		
Fund Reconciliation							0.00	0.00
66 WAREHOUSE REVOLVING FUND								
Expenditure Detail	0.00	0.00						
Other Sources/Uses Detail					0.00	0.00		
Fund Reconciliation							0.00	0.00
67 SELF-INSURANCE FUND								
Expenditure Detail	2,500.00	0.00						
Other Sources/Uses Detail					0.00	0.00		
Fund Reconciliation							0.00	0.00
71 RETIREE BENEFIT FUND								
Expenditure Detail								
Other Sources/Uses Detail					0.00			
Fund Reconciliation							0.00	0.00
73 FOUNDATION PRIVATE-PURPOSE TRUST FUND								
Expenditure Detail	0.00	0.00						
Other Sources/Uses Detail					0.00			
Fund Reconciliation							0.00	0.00
76 WARRANT/PASS-THROUGH FUND								
Expenditure Detail								
Other Sources/Uses Detail								
Fund Reconciliation							0.00	0.00
95 STUDENT BODY FUND								
Expenditure Detail								
Other Sources/Uses Detail								
Fund Reconciliation							0.00	0.00
TOTALS	41,200.00	(41,200.00)	479,159.00	(479,159.00)	0.00	0.00	0.00	0.00

Description	Direct Costs - Interfund		Indirect Costs - Interfund		Interfund Transfers In 8900-8929	Interfund Transfers Out 7600-7629	Due From Other Funds 9310	Due To Other Funds 9610
	Transfers In 5750	Transfers Out 5750	Transfers In 7350	Transfers Out 7350				
01 GENERAL FUND								
Expenditure Detail	0.00	(33,109.00)	0.00	(447,958.00)				
Other Sources/Uses Detail					0.00	0.00		
Fund Reconciliation								
09 CHARTER SCHOOLS SPECIAL REVENUE FUND								
Expenditure Detail	0.00	0.00	0.00	0.00				
Other Sources/Uses Detail					0.00	0.00		
Fund Reconciliation								
10 SPECIAL EDUCATION PASS-THROUGH FUND								
Expenditure Detail								
Other Sources/Uses Detail								
Fund Reconciliation								
11 ADULT EDUCATION FUND								
Expenditure Detail	0.00	0.00	0.00	0.00				
Other Sources/Uses Detail					0.00	0.00		
Fund Reconciliation								
12 CHILD DEVELOPMENT FUND								
Expenditure Detail	30,109.00	0.00	205,791.00	0.00				
Other Sources/Uses Detail					0.00	0.00		
Fund Reconciliation								
13 CAFETERIA SPECIAL REVENUE FUND								
Expenditure Detail	0.00	0.00	242,167.00	0.00				
Other Sources/Uses Detail					0.00	0.00		
Fund Reconciliation								
14 DEFERRED MAINTENANCE FUND								
Expenditure Detail	0.00	0.00						
Other Sources/Uses Detail					0.00	0.00		
Fund Reconciliation								
15 PUPIL TRANSPORTATION EQUIPMENT FUND								
Expenditure Detail	0.00	0.00						
Other Sources/Uses Detail					0.00	0.00		
Fund Reconciliation								
17 SPECIAL RESERVE FUND FOR OTHER THAN CAPITAL OUTLAY								
Expenditure Detail								
Other Sources/Uses Detail					0.00	0.00		
Fund Reconciliation								
18 SCHOOL BUS EMISSIONS REDUCTION FUND								
Expenditure Detail	0.00	0.00						
Other Sources/Uses Detail					0.00	0.00		
Fund Reconciliation								
19 FOUNDATION SPECIAL REVENUE FUND								
Expenditure Detail	0.00	0.00	0.00	0.00				
Other Sources/Uses Detail						0.00		
Fund Reconciliation								
20 SPECIAL RESERVE FUND FOR POSTEMPLOYMENT BENEFITS								
Expenditure Detail								
Other Sources/Uses Detail					0.00	0.00		
Fund Reconciliation								
21 BUILDING FUND								
Expenditure Detail	0.00	0.00						
Other Sources/Uses Detail					0.00	0.00		
Fund Reconciliation								
25 CAPITAL FACILITIES FUND								
Expenditure Detail	0.00	0.00						
Other Sources/Uses Detail					0.00	0.00		
Fund Reconciliation								
30 STATE SCHOOL BUILDING LEASE/PURCHASE FUND								
Expenditure Detail	0.00	0.00						
Other Sources/Uses Detail					0.00	0.00		
Fund Reconciliation								
35 COUNTY SCHOOL FACILITIES FUND								
Expenditure Detail	0.00	0.00						
Other Sources/Uses Detail					0.00	0.00		
Fund Reconciliation								
40 SPECIAL RESERVE FUND FOR CAPITAL OUTLAY PROJECTS								
Expenditure Detail	0.00	0.00						
Other Sources/Uses Detail					0.00	0.00		
Fund Reconciliation								
49 CAP PROJ FUND FOR BLENDED COMPONENT UNITS								
Expenditure Detail	0.00	0.00						
Other Sources/Uses Detail					0.00	0.00		
Fund Reconciliation								
51 BOND INTEREST AND REDEMPTION FUND								
Expenditure Detail								
Other Sources/Uses Detail					0.00	0.00		
Fund Reconciliation								
52 DEBT SVC FUND FOR BLENDED COMPONENT UNITS								
Expenditure Detail								
Other Sources/Uses Detail					0.00	0.00		
Fund Reconciliation								
53 TAX OVERRIDE FUND								
Expenditure Detail								
Other Sources/Uses Detail					0.00	0.00		
Fund Reconciliation								
56 DEBT SERVICE FUND								
Expenditure Detail								
Other Sources/Uses Detail					0.00	0.00		
Fund Reconciliation								
57 FOUNDATION PERMANENT FUND								
Expenditure Detail	0.00	0.00	0.00	0.00				
Other Sources/Uses Detail						0.00		
Fund Reconciliation								
61 CAFETERIA ENTERPRISE FUND								
Expenditure Detail	0.00	0.00	0.00	0.00				
Other Sources/Uses Detail					0.00	0.00		
Fund Reconciliation								

Description	Direct Costs - Interfund		Indirect Costs - Interfund		Interfund Transfers In 8900-8929	Interfund Transfers Out 7600-7629	Due From Other Funds 9310	Due To Other Funds 9610
	Transfers In 5750	Transfers Out 5750	Transfers In 7350	Transfers Out 7350				
62 CHARTER SCHOOLS ENTERPRISE FUND								
Expenditure Detail	0.00	0.00	0.00	0.00				
Other Sources/Uses Detail					0.00	0.00		
Fund Reconciliation								
63 OTHER ENTERPRISE FUND								
Expenditure Detail	0.00	0.00						
Other Sources/Uses Detail					0.00	0.00		
Fund Reconciliation								
66 WAREHOUSE REVOLVING FUND								
Expenditure Detail	0.00	0.00						
Other Sources/Uses Detail					0.00	0.00		
Fund Reconciliation								
67 SELF-INSURANCE FUND								
Expenditure Detail	3,000.00	0.00						
Other Sources/Uses Detail					0.00	0.00		
Fund Reconciliation								
71 RETIREE BENEFIT FUND								
Expenditure Detail								
Other Sources/Uses Detail					0.00			
Fund Reconciliation								
73 FOUNDATION PRIVATE-PURPOSE TRUST FUND								
Expenditure Detail	0.00	0.00						
Other Sources/Uses Detail					0.00			
Fund Reconciliation								
76 WARRANT/PASS-THROUGH FUND								
Expenditure Detail								
Other Sources/Uses Detail								
Fund Reconciliation								
95 STUDENT BODY FUND								
Expenditure Detail								
Other Sources/Uses Detail								
Fund Reconciliation								
TOTALS	33,109.00	(33,109.00)	447,958.00	(447,958.00)	0.00	0.00		

Provide methodology and assumptions used to estimate ADA, enrollment, revenues, expenditures, reserves and fund balance, and multiyear commitments (including cost-of-living adjustments).

Deviations from the standards must be explained and may affect the approval of the budget.

CRITERIA AND STANDARDS

1. CRITERION: Average Daily Attendance

STANDARD: Funded average daily attendance (ADA) has not been overestimated in 1) the first prior fiscal year OR in 2) two or more of the previous three fiscal years by more than the following percentage levels:

Percentage Level	District ADA
3.0%	0 to 300
2.0%	301 to 1,000
1.0%	1,001 and over

District ADA (Form A, Estimated P-2 ADA column, lines A4 and C4):

District's ADA Standard Percentage Level:

1A. Calculating the District's ADA Variances

DATA ENTRY: For the Third, Second, and First Prior Years, enter Estimated Funded ADA in the Original Budget Funded ADA column; enter district regular ADA and charter school ADA corresponding to financial data reported in the General Fund, only, for the Third, Second, and First Prior Years. All other data are extracted.

Fiscal Year	Original Budget Funded ADA (Form A, Lines A4 and C4)	Estimated/Unaudited Actuals Funded ADA (Form A, Lines A4 and C4)	ADA Variance Level (If Budget is greater than Actuals, else N/A)	Status
Third Prior Year (2015-16)				
District Regular	13,385	13,345		
Charter School				
Total ADA	13,385	13,345	0.3%	Met
Second Prior Year (2016-17)				
District Regular	13,183	13,187		
Charter School				
Total ADA	13,183	13,187	N/A	Met
First Prior Year (2017-18)				
District Regular	13,046	13,026		
Charter School		0		
Total ADA	13,046	13,026	0.2%	Met
Budget Year (2018-19)				
District Regular	12,952			
Charter School	0			
Total ADA	12,952			

1B. Comparison of District ADA to the Standard

DATA ENTRY: Enter an explanation if the standard is not met.

1a. STANDARD MET - Funded ADA has not been overestimated by more than the standard percentage level for the first prior year.

Explanation:
(required if NOT met)

1b. STANDARD MET - Funded ADA has not been overestimated by more than the standard percentage level for two or more of the previous three years.

Explanation:
(required if NOT met)

2. CRITERION: Enrollment

STANDARD: Projected enrollment has not been overestimated in 1) the first prior fiscal year OR in 2) two or more of the previous three fiscal years by more than the following percentage levels:

Percentage Level	District ADA		
3.0%	0	to	300
2.0%	301	to	1,000
1.0%	1,001	and	over

District ADA (Form A, Estimated P-2 ADA column, lines A4 and C4):

District's Enrollment Standard Percentage Level:

2A. Calculating the District's Enrollment Variances

DATA ENTRY: Enter data in the Enrollment, Budget, column for all fiscal years and in the Enrollment, CBEDS Actual column for the First Prior Year; all other data are extracted or calculated. CBEDS Actual enrollment data preloaded in the District Regular lines will include both District Regular and Charter School enrollment. Districts will need to adjust the District Regular enrollment lines and the Charter School enrollment lines accordingly. Enter district regular enrollment and charter school enrollment corresponding to financial data reported in the General Fund, only, for all fiscal years.

Fiscal Year	Budget	Enrollment CBEDS Actual	Enrollment Variance Level (If Budget is greater than Actual, else N/A)	Status
Third Prior Year (2015-16)				
District Regular	13,678	13,520		
Charter School				
Total Enrollment	13,678	13,520	1.2%	Not Met
Second Prior Year (2016-17)				
District Regular	13,520	13,363		
Charter School				
Total Enrollment	13,520	13,363	1.2%	Not Met
First Prior Year (2017-18)				
District Regular	13,363	13,286		
Charter School				
Total Enrollment	13,363	13,286	0.6%	Met
Budget Year (2018-19)				
District Regular	13,088			
Charter School				
Total Enrollment	13,088			

2B. Comparison of District Enrollment to the Standard

DATA ENTRY: Enter an explanation if the standard is not met.

1a. STANDARD MET - Enrollment has not been overestimated by more than the standard percentage level for the first prior year.

Explanation:
(required if NOT met)

1b. STANDARD NOT MET - Enrollment was estimated above the standard for two or more of the previous three years. Provide reasons for the overestimate, a description of the methods and assumptions used in projecting enrollment, and what changes will be made to improve the accuracy of projections in this area.

Explanation:
(required if NOT met)

Actual enrollment decreased more than originally anticipated.

3. CRITERION: ADA to Enrollment

STANDARD: Projected second period (P-2) average daily attendance (ADA) to enrollment ratio for any of the budget year or two subsequent fiscal years has not increased from the historical average ratio from the three prior fiscal years by more than one half of one percent (0.5%).

3A. Calculating the District's ADA to Enrollment Standard

DATA ENTRY: All data are extracted or calculated. Data should reflect district regular and charter school ADA/enrollment corresponding to financial data reported in the General Fund, only, for all fiscal years.

Fiscal Year	P-2 ADA Estimated/Unaudited Actuals (Form A, Lines A4 and C4)	Enrollment CBEDS Actual (Criterion 2, Item 2A)	Historical Ratio of ADA to Enrollment
Third Prior Year (2015-16)			
District Regular	13,184	13,520	
Charter School		0	
Total ADA/Enrollment	13,184	13,520	97.5%
Second Prior Year (2016-17)			
District Regular	13,038	13,363	
Charter School			
Total ADA/Enrollment	13,038	13,363	97.6%
First Prior Year (2017-18)			
District Regular	12,952	13,286	
Charter School	0		
Total ADA/Enrollment	12,952	13,286	97.5%
Historical Average Ratio:			97.5%
District's ADA to Enrollment Standard (historical average ratio plus 0.5%):			98.0%

3B. Calculating the District's Projected Ratio of ADA to Enrollment

DATA ENTRY: Enter data in the Estimated P-2 ADA column for the two subsequent years. Enter data in the Enrollment column for the two subsequent years. Data should reflect district regular and charter school ADA/enrollment corresponding to financial data reported in the General Fund only, for all fiscal years. All other data are extracted or calculated.

Fiscal Year	Estimated P-2 ADA Budget (Form A, Lines A4 and C4)	Enrollment Budget/Projected (Criterion 2, Item 2A)	Ratio of ADA to Enrollment	Status
Budget Year (2018-19)				
District Regular	12,754	13,088		
Charter School	0			
Total ADA/Enrollment	12,754	13,088	97.4%	Met
1st Subsequent Year (2019-20)				
District Regular	12,754	13,088		
Charter School				
Total ADA/Enrollment	12,754	13,088	97.4%	Met
2nd Subsequent Year (2020-21)				
District Regular	12,754	13,088		
Charter School				
Total ADA/Enrollment	12,754	13,088	97.4%	Met

3C. Comparison of District ADA to Enrollment Ratio to the Standard

DATA ENTRY: Enter an explanation if the standard is not met.

- 1a. STANDARD MET - Projected P-2 ADA to enrollment ratio has not exceeded the standard for the budget and two subsequent fiscal years.

Explanation:
(required if NOT met)

4. CRITERION: LCFF Revenue

STANDARD: Projected local control funding formula (LCFF) revenue for any of the budget year or two subsequent fiscal years has not changed from the prior fiscal year by more than the change in population, plus the district's gap funding or cost-of-living adjustment (COLA)¹ and its economic recovery target payment, plus or minus one percent.

For basic aid districts, projected LCFF revenue has not changed from the prior fiscal year by more than the percent change in property tax revenues plus or minus one percent.

For districts funded by necessary small school formulas, projected LCFF revenue has not changed from the prior fiscal year amount by more than the district's gap funding or COLA¹ and its economic recovery target payment, plus or minus one percent.

¹Districts that are already at or above their LCFF target funding as described in Education Code Section 42238.03(d) receive no gap funding. These districts have a COLA applied to their LCFF target, but their year-over-year revenue increase might be less than the statutory COLA due to certain local factors and components of the funding formula.

4A. District's LCFF Revenue Standard

Indicate which standard applies:

LCFF Revenue

Basic Aid

Necessary Small School

The District must select which LCFF revenue standard applies.

LCFF Revenue Standard selected: LCFF Revenue

4A1. Calculating the District's LCFF Revenue Standard

DATA ENTRY: Enter LCFF Target amounts for the budget and two subsequent fiscal years.
Enter data in Step 1a for the two subsequent fiscal years. All other data is extracted or calculated.
Enter data for Steps 2a through 2d. All other data is calculated.

Projected LCFF Revenue

Has the District reached its LCFF target funding level?

No

If Yes, then COLA amount in Line 2b2 is used in Line 2e Total calculation.
If No, then Gap Funding in Line 2c is used in Line 2e Total calculation.
Note: For 2018-19 transitional year, both COLA and Gap will be included in Line 2e Total calculation.

	Budget Year (2018-19)	1st Subsequent Year (2019-20)	2nd Subsequent Year (2020-21)
LCFF Target (Reference Only)	114,663,974.00	116,017,636.00	119,121,191.00
Step 1 - Change in Population	Prior Year (2017-18)	Budget Year (2018-19)	1st Subsequent Year (2019-20)
a. ADA (Funded) (Form A, lines A6 and C4)	13,058.43	12,984.41	12,984.41
b. Prior Year ADA (Funded)		13,058.43	12,984.41
c. Difference (Step 1a minus Step 1b)		(74.02)	0.00
d. Percent Change Due to Population (Step 1c divided by Step 1b)		-0.57%	0.00%
Step 2 - Change in Funding Level		Budget Year (2018-19)	1st Subsequent Year (2019-20)
a. Prior Year LCFF Funding		108,826,616.00	114,663,974.00
b1. COLA percentage (if district is at target)			
b2. COLA amount (proxy for purposes of this criterion)		0.00	0.00
c. Gap Funding (if district is not at target)		6,469,951.00	0.00
d. Economic Recovery Target Funding (current year increment)			
e. Total (Lines 2b2 or 2c, as applicable, plus Line 2d)		6,469,951.00	0.00
f. Percent Change Due to Funding Level (Step 2e divided by Step 2a)		5.95%	0.00%
Step 3 - Total Change in Population and Funding Level (Step 1d plus Step 2f)		5.38%	0.00%
LCFF Revenue Standard (Step 3, plus/minus 1%):		4.38% to 6.38%	-1.00% to 1.00%

4A2. Alternate LCFF Revenue Standard - Basic Aid

DATA ENTRY: If applicable to your district, input data in the 1st and 2nd Subsequent Year columns for projected local property taxes; all other data are extracted or calculated.

Basic Aid District Projected LCFF Revenue

	Prior Year (2017-18)	Budget Year (2018-19)	1st Subsequent Year (2019-20)	2nd Subsequent Year (2020-21)
Projected Local Property Taxes (Form 01, Objects 8021 - 8089)	48,937,972.00	51,157,052.00		
Percent Change from Previous Year		N/A	N/A	N/A
Basic Aid Standard (percent change from previous year, plus/minus 1%):		N/A	N/A	N/A

4A3. Alternate LCFF Revenue Standard - Necessary Small School

DATA ENTRY: All data are extracted or calculated.

Necessary Small School District Projected LCFF Revenue

	Budget Year (2018-19)	1st Subsequent Year (2019-20)	2nd Subsequent Year (2020-21)
Necessary Small School Standard (Gap Funding or COLA, plus Economic Recovery Target Payment, Step 2f, plus/minus 1%):	N/A	N/A	N/A

4B. Calculating the District's Projected Change in LCFF Revenue

DATA ENTRY: Enter data in the 1st and 2nd Subsequent Year columns for LCFF Revenue; all other data are extracted or calculated.

	Prior Year (2017-18)	Budget Year (2018-19)	1st Subsequent Year (2019-20)	2nd Subsequent Year (2020-21)
LCFF Revenue (Fund 01, Objects 8011, 8012, 8020-8089)	108,590,929.00	114,663,974.00	116,017,636.00	119,121,191.00
District's Projected Change in LCFF Revenue:		5.59%	1.18%	2.68%
LCFF Revenue Standard:		4.38% to 6.38%	-1.00% to 1.00%	-1.00% to 1.00%
Status:		Met	Not Met	Not Met

4C. Comparison of District LCFF Revenue to the Standard

DATA ENTRY: Enter an explanation if the standard is not met.

- 1a. STANDARD NOT MET - Projected change in LCFF revenue is outside the standard in one or more of the budget or two subsequent fiscal years. Provide reasons why the projection(s) exceed the standard(s) and a description of the methods and assumptions used in projecting LCFF revenue.

Explanation:
(required if NOT met)

Projected LCFF revenue is based on the Governor's May Revise. GAP percentage amounts increased significantly year over year (2019-20 is fully funded), which increased the estimated revenue from LCFF.

5. CRITERION: Salaries and Benefits

STANDARD: Projected ratio of total unrestricted salaries and benefits to total unrestricted general fund expenditures for any of the budget year or two subsequent fiscal years has not changed from the historical average ratio from the three prior fiscal years by more than the greater of three percent or the district's required reserves percentage.

5A. Calculating the District's Historical Average Ratio of Unrestricted Salaries and Benefits to Total Unrestricted General Fund Expenditures

DATA ENTRY: All data are extracted or calculated.

Fiscal Year	Estimated/Unaudited Actuals - Unrestricted (Resources 0000-1999)		Ratio of Unrestricted Salaries and Benefits to Total Unrestricted Expenditures
	Salaries and Benefits (Form 01, Objects 1000-3999)	Total Expenditures (Form 01, Objects 1000-7499)	
Third Prior Year (2015-16)	82,045,648.13	94,220,094.24	87.1%
Second Prior Year (2016-17)	85,968,683.60	96,409,680.83	89.2%
First Prior Year (2017-18)	88,681,238.00	99,950,114.00	88.7%
Historical Average Ratio:			88.3%

District's Reserve Standard Percentage (Criterion 10B, Line 4):	Budget Year (2018-19)	1st Subsequent Year (2019-20)	2nd Subsequent Year (2020-21)
District's Salaries and Benefits Standard (historical average ratio, plus/minus the greater of 3% or the district's reserve standard percentage):	3.0%	3.0%	3.0%
	85.3% to 91.3%	85.3% to 91.3%	85.3% to 91.3%

5B. Calculating the District's Projected Ratio of Unrestricted Salaries and Benefits to Total Unrestricted General Fund Expenditures

DATA ENTRY: If Form MYP exists, Unrestricted Salaries and Benefits, and Total Unrestricted Expenditures data for the 1st and 2nd Subsequent Years will be extracted; if not, enter data for the two subsequent years. All other data are extracted or calculated.

Fiscal Year	Budget - Unrestricted (Resources 0000-1999)		Ratio of Unrestricted Salaries and Benefits to Total Unrestricted Expenditures	Status
	Salaries and Benefits (Form 01, Objects 1000-3999) (Form MYP, Lines B1-B3)	Total Expenditures (Form 01, Objects 1000-7499) (Form MYP, Lines B1-B8, B10)		
Budget Year (2018-19)	92,634,620.00	107,146,502.00	86.5%	Met
1st Subsequent Year (2019-20)	95,498,500.00	105,836,028.00	90.2%	Met
2nd Subsequent Year (2020-21)	98,097,613.00	108,954,380.00	90.0%	Met

5C. Comparison of District Salaries and Benefits Ratio to the Standard

DATA ENTRY: Enter an explanation if the standard is not met.

- 1a. STANDARD MET - Ratio of total unrestricted salaries and benefits to total unrestricted expenditures has met the standard for the budget and two subsequent fiscal years.

Explanation:
(required if NOT met)

6. CRITERION: Other Revenues and Expenditures

STANDARD: Projected operating revenues (including federal, other state, and other local) or expenditures (including books and supplies, and services and other operating), for any of the budget year or two subsequent fiscal years, have not changed from the prior fiscal year amount by more than the percentage change in population and the funded cost-of-living adjustment (COLA) plus or minus ten percent.

For each major object category, changes that exceed the percentage change in population and the funded COLA plus or minus five percent must be explained.

6A. Calculating the District's Other Revenues and Expenditures Standard Percentage Ranges

DATA ENTRY: All data are extracted or calculated.

	Budget Year (2018-19)	1st Subsequent Year (2019-20)	2nd Subsequent Year (2020-21)
1. District's Change in Population and Funding Level (Criterion 4A1, Step 3):	5.38%	0.00%	0.00%
2. District's Other Revenues and Expenditures Standard Percentage Range (Line 1, plus/minus 10%):	-4.62% to 15.38%	-10.00% to 10.00%	-10.00% to 10.00%
3. District's Other Revenues and Expenditures Explanation Percentage Range (Line 1, plus/minus 5%):	.38% to 10.38%	-5.00% to 5.00%	-5.00% to 5.00%

6B. Calculating the District's Change by Major Object Category and Comparison to the Explanation Percentage Range (Section 6A, Line 3)

DATA ENTRY: If Form MYP exists, the 1st and 2nd Subsequent Year data for each revenue and expenditure section will be extracted; if not, enter data for the two subsequent years. All other data are extracted or calculated.

Explanations must be entered for each category if the percent change for any year exceeds the district's explanation percentage range.

Object Range / Fiscal Year	Amount	Percent Change Over Previous Year	Change Is Outside Explanation Range
Federal Revenue (Fund 01, Objects 8100-8299) (Form MYP, Line A2)			
First Prior Year (2017-18)	7,104,278.00		
Budget Year (2018-19)	6,098,609.00	-14.16%	Yes
1st Subsequent Year (2019-20)	6,098,609.00	0.00%	No
2nd Subsequent Year (2020-21)	6,098,609.00	0.00%	No

Explanation:
(required if Yes)

Carryover balances were included in 2017-18, but not in 2018-19, 2019-20, or 2020-21.

Other State Revenue (Fund 01, Objects 8300-8599) (Form MYP, Line A3)			
First Prior Year (2017-18)	8,049,270.00		
Budget Year (2018-19)	10,150,780.00	26.11%	Yes
1st Subsequent Year (2019-20)	5,795,100.00	-42.91%	Yes
2nd Subsequent Year (2020-21)	5,885,583.00	1.56%	No

Explanation:
(required if Yes)

2017-18 included one-time revenue of \$147/ADA, as well as carryover.
2018-19 includes one-time revenue of \$344/ADA, an increase of \$197/ADA from the prior year.
In 2019-20, the one-time revenue is not being projected.

Other Local Revenue (Fund 01, Objects 8600-8799) (Form MYP, Line A4)			
First Prior Year (2017-18)	9,575,185.00		
Budget Year (2018-19)	8,612,514.00	-10.05%	Yes
1st Subsequent Year (2019-20)	8,612,514.00	0.00%	No
2nd Subsequent Year (2020-21)	8,612,514.00	0.00%	No

Explanation:
(required if Yes)

2017-18 includes donation revenue not included in 2018-19. Donation revenue is added to the budget when it is received.

Books and Supplies (Fund 01, Objects 4000-4999) (Form MYP, Line B4)			
First Prior Year (2017-18)	12,058,579.00		
Budget Year (2018-19)	7,889,045.00	-34.58%	Yes
1st Subsequent Year (2019-20)	5,965,819.00	-24.38%	Yes
2nd Subsequent Year (2020-21)	6,439,757.00	7.94%	Yes

Explanation:
(required if Yes)

2017-18 includes carryover balances and the addition of one-time money; 2018-19 only shows \$546,000 in one-time expenses. The one-time money is backed out in 2019-20.

Services and Other Operating Expenditures (Fund 01, Objects 5000-5999) (Form MYP, Line B5)

First Prior Year (2017-18)	9,532,709.00		
Budget Year (2018-19)	10,673,592.00	11.97%	Yes
1st Subsequent Year (2019-20)	8,636,176.00	-19.09%	Yes
2nd Subsequent Year (2020-21)	9,023,354.00	4.48%	No

Explanation:
(required if Yes)

2017-18 includes additional expenditures due to one-time money.
2018-19 does not show as much in expenditures for one-time money.

6C. Calculating the District's Change in Total Operating Revenues and Expenditures (Section 6A, Line 2)

DATA ENTRY: All data are extracted or calculated.

Object Range / Fiscal Year	Amount	Percent Change Over Previous Year	Status
Total Federal, Other State, and Other Local Revenue (Criterion 6B)			
First Prior Year (2017-18)	24,728,733.00		
Budget Year (2018-19)	24,861,903.00	0.54%	Met
1st Subsequent Year (2019-20)	20,506,223.00	-17.52%	Not Met
2nd Subsequent Year (2020-21)	20,596,706.00	0.44%	Met
Total Books and Supplies, and Services and Other Operating Expenditures (Criterion 6B)			
First Prior Year (2017-18)	21,591,288.00		
Budget Year (2018-19)	18,562,637.00	-14.03%	Not Met
1st Subsequent Year (2019-20)	14,601,995.00	-21.34%	Not Met
2nd Subsequent Year (2020-21)	15,463,111.00	5.90%	Met

6D. Comparison of District Total Operating Revenues and Expenditures to the Standard Percentage Range

DATA ENTRY: Explanations are linked from Section 6B if the status in Section 6C is not met; no entry is allowed below.

- 1a. STANDARD NOT MET - Projected total operating revenues have changed by more than the standard in one or more of the budget or two subsequent fiscal years. Reasons for the projected change, descriptions of the methods and assumptions used in the projections, and what changes, if any, will be made to bring the projected operating revenues within the standard must be entered in Section 6A above and will also display in the explanation box below.

Explanation:
Federal Revenue
(linked from 6B
if NOT met)

Carryover balances were included in 2017-18, but not in 2018-19, 2019-20, or 2020-21.

Explanation:
Other State Revenue
(linked from 6B
if NOT met)

2017-18 included one-time revenue of \$147/ADA, as well as carryover.
2018-19 includes one-time revenue of \$344/ADA, an increase of \$197/ADA from the prior year.
In 2019-20, the one-time revenue is not being projected.

Explanation:
Other Local Revenue
(linked from 6B
if NOT met)

2017-18 includes donation revenue not included in 2018-19. Donation revenue is added to the budget when it is received.

- 1b. STANDARD NOT MET - Projected total operating expenditures have changed by more than the standard in one or more of the budget or two subsequent fiscal years. Reasons for the projected change, descriptions of the methods and assumptions used in the projections, and what changes, if any, will be made to bring the projected operating expenditures within the standard must be entered in Section 6A above and will also display in the explanation box below.

Explanation:
Books and Supplies
(linked from 6B
if NOT met)

2017-18 includes carryover balances and the addition of one-time money; 2018-19 only shows \$546,000 in one-time expenses. The one-time money is backed out in 2019-20.

Explanation:
Services and Other Exps
(linked from 6B
if NOT met)

2017-18 includes additional expenditures due to one-time money.
2018-19 does not show as much in expenditures for one-time money.

7. CRITERION: Facilities Maintenance

STANDARD: Confirm that the annual contribution for facilities maintenance funding is not less than the amount required pursuant to Education Code Section 17070.75, if applicable, and that the district is providing adequately to preserve the functionality of its facilities for their normal life in accordance with Education Code sections 52060(d)(1) and 17002(d)(1).

Determining the District's Compliance with the Contribution Requirement for EC Section 17070.75 - Ongoing and Major Maintenance/Restricted Maintenance Account (OMMA/RMA)

NOTE: The Proposition 51 school facility program requires the district to deposit a minimum amount equal to or greater than three percent of the total general fund expenditures and other financing uses for that fiscal year (as EC Section 17070.75 read on January 1, 2015).

For all other school facility programs, AB 104 (Chapter 13, Statutes of 2015, effective January 1, 2016) requires the district to deposit into the account, for the 2017-18 to 2019-20 fiscal years, a minimum that is the greater of the following amounts:

- A. The lesser of three percent of the total general fund expenditures and other financing uses for that fiscal year or the amount that the district deposited into the account for the 2014-15 fiscal year; or
- B. Two percent of the total general fund expenditures and other financing uses for that fiscal year.

7A. District's School Facility Program Funding

Indicate which School Facility Program funding applies:

Proposition 51 Only

Proposition 51 and All Other School Facility Programs

All Other School Facility Programs Only

Funding Selection: All Other School Facility Programs Only

7B. Calculating the District's Required Minimum Contribution

DATA ENTRY: Click the appropriate Yes or No button for special education local plan area (SELPA) administrative units (AUs); all other data are extracted or calculated. If standard is not met, enter an X in the appropriate box and enter an explanation, if applicable.

Note: If "Proposition 51 and All Other School Facility Programs" is selected, then Line 2 will be used to calculate the required minimum contribution.

- 1. a. For districts that are the AU of a SELPA, do you choose to exclude revenues that are passed through to participating members of the SELPA from the OMMA/RMA required minimum contribution calculation?
- b. Pass-through revenues and apportionments that may be excluded from the OMMA/RMA calculation per EC Section 17070.75(b)(2)(D) (Fund 10, resources 3300-3499 and 6500-6540, objects 7211-7213 and 7221-7223)

2. Proposition 51 Required Minimum Contribution

a. Budgeted Expenditures and Other Financing Uses (Form 01, objects 1000-7999)	142,425,923.00			
b. Plus: Pass-through Revenues and Apportionments (Line 1b, if line 1a is No)		3% Required Minimum Contribution (Line 2c times 3%)	Budgeted Contribution ¹ to the Ongoing and Major Maintenance Account	Status
c. Net Budgeted Expenditures and Other Financing Uses	142,425,923.00	4,272,777.69	4,600,098.00	N/A

3. All Other School Facility Programs Required Minimum Contribution

a. Budgeted Expenditures and Other Financing Uses (Form 01, objects 1000-7999)	142,425,923.00			
b. Plus: Pass-through Revenues and Apportionments (Line 1b, if line 1a is No)		3% of Total Current Year General Fund Expenditures and Other Financing Uses (Line 3c times 3%)	Amount Deposited ¹ for 2014-15 Fiscal Year	Lesser of: 3% or 2014-15 amount
c. Net Budgeted Expenditures and Other Financing Uses	142,425,923.00	4,272,777.69	2,261,863.75	2,261,863.75

d. Required Minimum Contribution

2% of Total Current Year General Fund Expenditures and Other Financing Uses (Line 3c times 2%)	Required Minimum Contribution/ Greater of: Lesser of 3% or 2014-15 amount or 2%
2,848,518.46	2,848,518.46

e. OMMA/RMA Contribution

Budgeted Contribution ¹ to the Ongoing and Major Maintenance Account	Status
4,600,098.00	Met

¹ Fund 01, Resource 8150, Objects 8900-8999

4. Required Minimum Contribution

2,848,518.46

If standard is not met, enter an X in the box that best describes why the minimum required contribution was not made:

	Not applicable (district does not participate in the Leroy F. Greene School Facilities Act of 1998)
	Exempt (due to district's small size [EC Section 17070.75 (b)(2)(E)])
	Other (explanation must be provided)

Explanation:
(required if NOT met
and Other is marked)

8. CRITERION: Deficit Spending

STANDARD: Unrestricted deficit spending (total unrestricted expenditures and other financing uses is greater than total unrestricted revenues and other financing sources) as a percentage of total unrestricted expenditures and other financing uses, has not exceeded one-third of the district's available reserves¹ as a percentage of total expenditures and other financing uses² in two out of three prior fiscal years.

8A. Calculating the District's Deficit Spending Standard Percentage Levels

DATA ENTRY: All data are extracted or calculated.

	Third Prior Year (2015-16)	Second Prior Year (2016-17)	First Prior Year (2017-18)
1. District's Available Reserve Amounts (resources 0000-1999)			
a. Stabilization Arrangements (Funds 01 and 17, Object 9750)	0.00	0.00	0.00
b. Reserve for Economic Uncertainties (Funds 01 and 17, Object 9789)	3,976,711.79	4,128,143.00	4,191,921.00
c. Unassigned/Unappropriated (Funds 01 and 17, Object 9790)	21,997,047.20	20,787,732.64	22,252,338.00
d. Negative General Fund Ending Balances in Restricted Resources (Fund 01, Object 979Z, if negative, for each of resources 2000-9999)	0.00	0.00	0.00
e. Available Reserves (Lines 1a through 1d)	25,973,758.99	24,915,875.64	26,444,259.00
2. Expenditures and Other Financing Uses			
a. District's Total Expenditures and Other Financing Uses (Fund 01, objects 1000-7999)	132,557,059.69	137,604,755.62	139,730,669.00
b. Plus: Special Education Pass-through Funds (Fund 10, resources 3300-3499 and 6500-6540, objects 7211-7213 and 7221-7223)			0.00
c. Total Expenditures and Other Financing Uses (Line 2a plus Line 2b)	132,557,059.69	137,604,755.62	139,730,669.00
3. District's Available Reserve Percentage (Line 1e divided by Line 2c)	19.6%	18.1%	18.9%
District's Deficit Spending Standard Percentage Levels (Line 3 times 1/3):	6.5%	6.0%	6.3%

¹Available reserves are the unrestricted amounts in the Stabilization Arrangement, Reserve for Economic Uncertainties, and Unassigned/Unappropriated accounts in the General Fund and the Special Reserve Fund for Other Than Capital Outlay Projects. Available reserves will be reduced by any negative ending balances in restricted resources in the General Fund.

²A school district that is the Administrative Unit of a Special Education Local Plan Area (SELPA) may exclude from its expenditures the distribution of funds to its participating members.

8B. Calculating the District's Deficit Spending Percentages

DATA ENTRY: All data are extracted or calculated.

Fiscal Year	Net Change in Unrestricted Fund Balance (Form 01, Section E)	Total Unrestricted Expenditures and Other Financing Uses (Form 01, Objects 1000-7999)	Deficit Spending Level (If Net Change in Unrestricted Fund Balance is negative, else N/A)	Status
Third Prior Year (2015-16)	2,758,870.08	98,340,606.64	N/A	Met
Second Prior Year (2016-17)	3,550,564.13	96,409,680.83	N/A	Met
First Prior Year (2017-18)	(2,834,863.00)	99,950,114.00	2.8%	Met
Budget Year (2018-19) (Information only)	(2,900,046.00)	107,146,502.00		

8C. Comparison of District Deficit Spending to the Standard

DATA ENTRY: Enter an explanation if the standard is not met.

- 1a. STANDARD MET - Unrestricted deficit spending, if any, has not exceeded the standard percentage level in two or more of the three prior years.

Explanation:
(required if NOT met)

9. CRITERION: Fund Balance

STANDARD: Budgeted beginning unrestricted general fund balance has not been overestimated for two out of three prior fiscal years by more than the following percentage levels:

Percentage Level ¹	District ADA
1.7%	0 to 300
1.3%	301 to 1,000
1.0%	1,001 to 30,000
0.7%	30,001 to 400,000
0.3%	400,001 and over

¹ Percentage levels equate to a rate of deficit spending which would eliminate recommended reserves for economic uncertainties over a three year period.

District Estimated P-2 ADA (Form A, Lines A6 and C4):

District's Fund Balance Standard Percentage Level:

9A. Calculating the District's Unrestricted General Fund Beginning Balance Percentages

DATA ENTRY: Enter data in the Original Budget column for the First, Second, and Third Prior Years; all other data are extracted or calculated.

Fiscal Year	Unrestricted General Fund Beginning Balance ² (Form 01, Line F1e, Unrestricted Column)		Beginning Fund Balance Variance Level	Status
	Original Budget	Estimated/Unaudited Actuals	(If overestimated, else N/A)	
Third Prior Year (2015-16)	26,742,521.00	28,753,800.59	N/A	Met
Second Prior Year (2016-17)	27,241,513.00	31,512,670.67	N/A	Met
First Prior Year (2017-18)	30,652,972.00	35,063,235.00	N/A	Met
Budget Year (2018-19) (Information only)	32,228,372.00			

² Adjusted beginning balance, including audit adjustments and other restatements (objects 9791-9795)

9B. Comparison of District Unrestricted Beginning Fund Balance to the Standard

DATA ENTRY: Enter an explanation if the standard is not met.

- 1a. STANDARD MET - Unrestricted general fund beginning fund balance has not been overestimated by more than the standard percentage level for two or more of the previous three years.

Explanation:
(required if NOT met)

10. CRITERION: Reserves

STANDARD: Available reserves¹ for any of the budget year or two subsequent fiscal years are not less than the following percentages or amounts² as applied to total expenditures and other financing uses³:

DATA ENTRY: Budget Year data are extracted. If Form MYP exists, 1st and 2nd Subsequent Year data will be extracted. If not, enter district regular ADA and charter school ADA corresponding to financial data reported in the General Fund, only, for the two subsequent years.

Percentage Level	District ADA		
5% or \$67,000 (greater of)	0	to	300
4% or \$67,000 (greater of)	301	to	1,000
3%	1,001	to	30,000
2%	30,001	to	400,000
1%	400,001	and	over

¹ Available reserves are the unrestricted amounts in the Stabilization Arrangements, Reserve for Economic Uncertainties, and Unassigned/Unappropriated accounts in the General Fund and the Special Reserve Fund for Other Than Capital Outlay Projects. Available reserves will be reduced by any negative ending balances in restricted resources in the General Fund.

² Dollar amounts to be adjusted annually by the prior year statutory cost-of-living adjustment (Education Code Section 42238), rounded to the nearest thousand.

³ A school district that is the Administrative Unit (AU) of a Special Education Local Plan Area (SELPA) may exclude from its expenditures the distribution of funds to its participating members.

	Budget Year (2018-19)	1st Subsequent Year (2019-20)	2nd Subsequent Year (2020-21)
District Estimated P-2 ADA (Budget Year, Form A, Lines A4 and C4. Subsequent Years, Form MYP, Line F2, if available.)	12,754	12,754	12,754
District's Reserve Standard Percentage Level:	3%	3%	3%

10A. Calculating the District's Special Education Pass-through Exclusions (only for districts that serve as the AU of a SELPA)

DATA ENTRY: For SELPA AUs, if Form MYP exists, all data will be extracted including the Yes/No button selection. If not, click the appropriate Yes or No button for item 1 and, if Yes, enter data for item 2a and for the two subsequent years in item 2b; Budget Year data are extracted.

For districts that serve as the AU of a SELPA (Form MYP, Lines F1a, F1b1, and F1b2):

- Do you choose to exclude from the reserve calculation the pass-through funds distributed to SELPA members?
- If you are the SELPA AU and are excluding special education pass-through funds:
 - Enter the name(s) of the SELPA(s): _____

	Budget Year (2018-19)	1st Subsequent Year (2019-20)	2nd Subsequent Year (2020-21)
b. Special Education Pass-through Funds (Fund 10, resources 3300-3499 and 6500-6540, objects 7211-7213 and 7221-7223)	0.00	0.00	0.00

10B. Calculating the District's Reserve Standard

DATA ENTRY: If Form MYP exists, 1st and 2nd Subsequent Year data for lines 1 and 2 will be extracted; if not, enter data for the two subsequent years. All other data are extracted or calculated.

	Budget Year (2018-19)	1st Subsequent Year (2019-20)	2nd Subsequent Year (2020-21)
1. Expenditures and Other Financing Uses (Fund 01, objects 1000-7999) (Form MYP, Line B11)	142,425,923.00	141,301,776.00	145,404,597.00
2. Plus: Special Education Pass-through (Criterion 10A, Line 2b, if Criterion 10A, Line 1 is No)	0.00	0.00	0.00
3. Total Expenditures and Other Financing Uses (Line B1 plus Line B2)	142,425,923.00	141,301,776.00	145,404,597.00
4. Reserve Standard Percentage Level	3%	3%	3%
5. Reserve Standard - by Percent (Line B3 times Line B4)	4,272,777.69	4,239,053.28	4,362,137.91
6. Reserve Standard - by Amount (\$67,000 for districts with 0 to 1,000 ADA, else 0)	0.00	0.00	0.00
7. District's Reserve Standard (Greater of Line B5 or Line B6)	4,272,777.69	4,239,053.28	4,362,137.91

10C. Calculating the District's Budgeted Reserve Amount

DATA ENTRY: If Form MYP exists, 1st and 2nd Subsequent Year data for lines 1 through 7 will be extracted; if not, enter data for the two subsequent years.
All other data are extracted or calculated.

Reserve Amounts (Unrestricted resources 0000-1999 except Line 4):	Budget Year (2018-19)	1st Subsequent Year (2019-20)	2nd Subsequent Year (2020-21)
1. General Fund - Stabilization Arrangements (Fund 01, Object 9750) (Form MYP, Line E1a)	0.00		
2. General Fund - Reserve for Economic Uncertainties (Fund 01, Object 9789) (Form MYP, Line E1b)	4,272,778.00	4,239,054.00	4,362,137.00
3. General Fund - Unassigned/Unappropriated Amount (Fund 01, Object 9790) (Form MYP, Line E1c)	20,935,548.00	16,191,355.00	10,381,572.00
4. General Fund - Negative Ending Balances in Restricted Resources (Fund 01, Object 979Z, if negative, for each of resources 2000-9999) (Form MYP, Line E1d)	0.00	0.00	0.00
5. Special Reserve Fund - Stabilization Arrangements (Fund 17, Object 9750) (Form MYP, Line E2a)	0.00		
6. Special Reserve Fund - Reserve for Economic Uncertainties (Fund 17, Object 9789) (Form MYP, Line E2b)	0.00		
7. Special Reserve Fund - Unassigned/Unappropriated Amount (Fund 17, Object 9790) (Form MYP, Line E2c)	0.00		
8. District's Budgeted Reserve Amount (Lines C1 thru C7)	25,208,326.00	20,430,409.00	14,743,709.00
9. District's Budgeted Reserve Percentage (Information only) (Line 8 divided by Section 10B, Line 3)	17.70%	14.46%	10.14%
District's Reserve Standard (Section 10B, Line 7):	4,272,777.69	4,239,053.28	4,362,137.91
Status:	Met	Met	Met

10D. Comparison of District Reserve Amount to the Standard

DATA ENTRY: Enter an explanation if the standard is not met.

- 1a. STANDARD MET - Projected available reserves have met the standard for the budget and two subsequent fiscal years.

Explanation:
(required if NOT met)

SUPPLEMENTAL INFORMATION

DATA ENTRY: Click the appropriate Yes or No button for items S1 through S4. Enter an explanation for each Yes answer.

S1. Contingent Liabilities

1a. Does your district have any known or contingent liabilities (e.g., financial or program audits, litigation, state compliance reviews) that may impact the budget?

1b. If Yes, identify the liabilities and how they may impact the budget:

S2. Use of One-time Revenues for Ongoing Expenditures

1a. Does your district have ongoing general fund expenditures in the budget in excess of one percent of the total general fund expenditures that are funded with one-time resources?

1b. If Yes, identify the expenditures and explain how the one-time resources will be replaced to continue funding the ongoing expenditures in the following fiscal years:

S3. Use of Ongoing Revenues for One-time Expenditures

1a. Does your district have large non-recurring general fund expenditures that are funded with ongoing general fund revenues?

1b. If Yes, identify the expenditures:

S4. Contingent Revenues

1a. Does your district have projected revenues for the budget year or either of the two subsequent fiscal years contingent on reauthorization by the local government, special legislation, or other definitive act (e.g., parcel taxes, forest reserves)?

1b. If Yes, identify any of these revenues that are dedicated for ongoing expenses and explain how the revenues will be replaced or expenditures reduced:

S5. Contributions

Identify projected contributions from unrestricted resources in the general fund to restricted resources in the general fund for the budget year and two subsequent fiscal years. Provide an explanation if contributions have changed from the prior fiscal year amounts by more than \$20,000 and more than ten percent. Explanation should include whether contributions are ongoing or one-time in nature.

Identify projected transfers to or from the general fund to cover operating deficits in either the general fund or any other fund for the budget year and two subsequent fiscal years. Provide an explanation if transfers have changed from the prior fiscal year amounts by more than \$20,000 and more than ten percent. Explanation should include whether transfers are ongoing or one-time in nature.

Estimate the impact of any capital projects on the general fund operational budget.

District's Contributions and Transfers Standard: -10.0% to +10.0%
or -\$20,000 to +\$20,000

S5A. Identification of the District's Projected Contributions, Transfers, and Capital Projects that may Impact the General Fund

DATA ENTRY: For Contributions, enter data in the Projection column for the 1st and 2nd Subsequent Years. Contributions for the First Prior Year and Budget Year will be extracted. For Transfers In and Transfers Out, enter data in the First Prior Year. If Form MYP exists, the data will be extracted for the Budget Year, and 1st and 2nd Subsequent Years. If Form MYP does not exist, enter data in the Budget Year, 1st and 2nd subsequent Years. Click the appropriate button for item 1d; all other data will be calculated.

Description / Fiscal Year	Projection	Amount of Change	Percent Change	Status
1a. Contributions, Unrestricted General Fund (Fund 01, Resources 0000-1999, Object 8980)				
First Prior Year (2017-18)	(16,746,319.00)			
Budget Year (2018-19)	(17,778,289.00)	1,031,970.00	6.2%	Met
1st Subsequent Year (2019-20)	(17,879,703.00)	101,414.00	0.6%	Met
2nd Subsequent Year (2020-21)	(18,773,689.00)	893,986.00	5.0%	Met
1b. Transfers In, General Fund *				
First Prior Year (2017-18)	0.00			
Budget Year (2018-19)	0.00	0.00	0.0%	Met
1st Subsequent Year (2019-20)	0.00	0.00	0.0%	Met
2nd Subsequent Year (2020-21)	0.00	0.00	0.0%	Met
1c. Transfers Out, General Fund *				
First Prior Year (2017-18)	0.00			
Budget Year (2018-19)	0.00	0.00	0.0%	Met
1st Subsequent Year (2019-20)	0.00	0.00	0.0%	Met
2nd Subsequent Year (2020-21)	0.00	0.00	0.0%	Met

1d. **Impact of Capital Projects**
Do you have any capital projects that may impact the general fund operational budget? No

* Include transfers used to cover operating deficits in either the general fund or any other fund.

S5B. Status of the District's Projected Contributions, Transfers, and Capital Projects

DATA ENTRY: Enter an explanation if Not Met for items 1a-1c or if Yes for item 1d.

1a. MET - Projected contributions have not changed by more than the standard for the budget and two subsequent fiscal years.

Explanation:
(required if NOT met)

1b. MET - Projected transfers in have not changed by more than the standard for the budget and two subsequent fiscal years.

Explanation:
(required if NOT met)

1c. MET - Projected transfers out have not changed by more than the standard for the budget and two subsequent fiscal years.

Explanation:
(required if NOT met)

--

1d. NO - There are no capital projects that may impact the general fund operational budget.

Project Information:
(required if YES)

S6. Long-term Commitments

Identify all existing and new multiyear commitments¹ and their annual required payments for the budget year and two subsequent fiscal years.

Explain how any increase in annual payments will be funded. Also explain how any decrease to funding sources used to pay long-term commitments will be replaced.

¹ Include multiyear commitments, multiyear debt agreements, and new programs or contracts that result in long-term obligations.

S6A. Identification of the District's Long-term Commitments

DATA ENTRY: Click the appropriate button in item 1 and enter data in all columns of item 2 for applicable long-term commitments; there are no extractions in this section.

1. Does your district have long-term (multiyear) commitments?
(If No, skip item 2 and Sections S6B and S6C)

2. If Yes to item 1, list all new and existing multiyear commitments and required annual debt service amounts. Do not include long-term commitments for postemployment benefits other than pensions (OPEB); OPEB is disclosed in item S7A.

Type of Commitment	# of Years Remaining	SACS Fund and Object Codes Used For:		Principal Balance as of July 1, 2018
		Funding Sources (Revenues)	Debt Service (Expenditures)	
Capital Leases	4	01-8919	01-7438 and 01-7439	54,028
Certificates of Participation	11	01-8011	01-7438 and 01-7439	4,810,000
General Obligation Bonds				
Supp Early Retirement Program				
State School Building Loans				
Compensated Absences				

Other Long-term Commitments (do not include OPEB):

Redevelopment Loan	7	25-8681	25-7439	220,222
CFD 2000-01	14	District 40	District 40	800,000
CFD 2001-01	14	District 48	District 48	12,935,000
TOTAL:				18,819,250

Type of Commitment (continued)	Prior Year (2017-18)	Budget Year (2018-19)	1st Subsequent Year (2019-20)	2nd Subsequent Year (2020-21)
	Annual Payment (P & I)	Annual Payment (P & I)	Annual Payment (P & I)	Annual Payment (P & I)
Capital Leases	17,631	17,631	17,631	17,631
Certificates of Participation	517,655	506,600	510,575	513,950
General Obligation Bonds				
Supp Early Retirement Program				
State School Building Loans				
Compensated Absences				
Other Long-term Commitments (continued):				
Redevelopment Loan	31,460	31,460	31,460	31,460
CFD 2000-01	81,306	79,750	77,981	76,200
CFD 2001-01	1,266,231	1,267,100	1,253,881	1,259,550
Total Annual Payments:	1,914,283	1,902,541	1,891,528	1,898,791
Has total annual payment increased over prior year (2017-18)?		No	No	No

S6B. Comparison of the District's Annual Payments to Prior Year Annual Payment

DATA ENTRY: Enter an explanation if Yes.

- 1a. No - Annual payments for long-term commitments have not increased in one or more of the budget and two subsequent fiscal years.

Explanation:
(required if Yes
to increase in total
annual payments)

S6C. Identification of Decreases to Funding Sources Used to Pay Long-term Commitments

DATA ENTRY: Click the appropriate Yes or No button in item 1; if Yes, an explanation is required in item 2.

1. Will funding sources used to pay long-term commitments decrease or expire prior to the end of the commitment period, or are they one-time sources?

No

- 2.

No - Funding sources will not decrease or expire prior to the end of the commitment period, and one-time funds are not being used for long-term commitment annual payments.

Explanation:
(required if Yes)

S7. Unfunded Liabilities

Estimate the unfunded liability for postemployment benefits other than pensions (OPEB) based on an actuarial valuation, if required, or other method; identify or estimate the actuarially determined contribution (if available); and indicate how the obligation is funded (pay-as-you-go, amortized over a specific period, etc.).

Estimate the unfunded liability for self-insurance programs such as workers' compensation based on an actuarial valuation, if required, or other method; identify or estimate the required contribution; and indicate how the obligation is funded (level of risk retained, funding approach, etc.).

S7A. Identification of the District's Estimated Unfunded Liability for Postemployment Benefits Other than Pensions (OPEB)

DATA ENTRY: Click the appropriate button in item 1 and enter data in all other applicable items; there are no extractions in this section except the budget year data on line 5b.

1. Does your district provide postemployment benefits other than pensions (OPEB)? (If No, skip items 2-5)

2. For the district's OPEB:
a. Are they lifetime benefits?

b. Do benefits continue past age 65?

c. Describe any other characteristics of the district's OPEB program including eligibility criteria and amounts, if any, that retirees are required to contribute toward their own benefits:

Certificated, classified, and management employees may retire with District service and attainment of age 55. The District's maximum contribution is limited to the single PPO rate.

3. a. Are OPEB financed on a pay-as-you-go, actuarial cost, or other method?

b. Indicate any accumulated amounts earmarked for OPEB in a self-insurance or governmental fund

Self-Insurance Fund	Governmental Fund
---------------------	-------------------

4. OPEB Liabilities

a. Total OPEB liability	29,811,618.00
b. OPEB plan(s) fiduciary net position (if applicable)	0.00
c. Total/Net OPEB liability (Line 4a minus Line 4b)	29,811,618.00
d. Is total OPEB liability based on the district's estimate or an actuarial valuation?	Actuarial
e. If based on an actuarial valuation, indicate the date of the OPEB valuation	Jul 01, 2017

Data must be entered.

5. OPEB Contributions

	Budget Year (2018-19)	1st Subsequent Year (2019-20)	2nd Subsequent Year (2020-21)
a. OPEB actuarially determined contribution (ADC), if available, per actuarial valuation or Alternative Measurement Method	3,333,522.00	3,333,522.00	3,333,522.00
b. OPEB amount contributed (for this purpose, include premiums paid to a self-insurance fund) (funds 01-70, objects 3701-3752)	1,290,718.00	1,290,718.00	1,290,718.00
c. Cost of OPEB benefits (equivalent of "pay-as-you-go" amount)	1,262,276.00	1,324,496.00	1,425,339.00
d. Number of retirees receiving OPEB benefits	87	87	87

S7B. Identification of the District's Unfunded Liability for Self-Insurance Programs

DATA ENTRY: Click the appropriate button in item 1 and enter data in all other applicable items; there are no extractions in this section.

1. Does your district operate any self-insurance programs such as workers' compensation, employee health and welfare, or property and liability? (Do not include OPEB, which is covered in Section S7A) (If No, skip items 2-4)

Yes

2. Describe each self-insurance program operated by the district, including details for each such as level of risk retained, funding approach, basis for valuation (district's estimate or actuarial), and date of the valuation:

--

3. Self-Insurance Liabilities

- a. Accrued liability for self-insurance programs
b. Unfunded liability for self-insurance programs

2,389,956.00
0.00

4. Self-Insurance Contributions

- a. Required contribution (funding) for self-insurance programs
b. Amount contributed (funded) for self-insurance programs

	Budget Year (2018-19)	1st Subsequent Year (2019-20)	2nd Subsequent Year (2020-21)
a. Required contribution (funding) for self-insurance programs	0.00	0.00	0.00
b. Amount contributed (funded) for self-insurance programs	1,107,070.00	1,107,070.00	1,107,070.00

S8. Status of Labor Agreements

Analyze the status of all employee labor agreements. Identify new labor agreements, as well as new commitments provided as part of previously ratified multiyear agreements; and include all contracts, including all administrator contracts (and including all compensation). For new agreements, indicate the date of the required board meeting. Compare the increase in new commitments to the projected increase in ongoing revenues, and explain how these commitments will be funded in future fiscal years.

If salary and benefit negotiations are not finalized at budget adoption, upon settlement with certificated or classified staff:

The school district must determine the cost of the settlement, including salaries, benefits, and any other agreements that change costs, and provide the county office of education (COE) with an analysis of the cost of the settlement and its impact on the operating budget.

The county superintendent shall review the analysis relative to the criteria and standards, and may provide written comments to the president of the district governing board and superintendent.

S8A. Cost Analysis of District's Labor Agreements - Certificated (Non-management) Employees

DATA ENTRY: Enter all applicable data items; there are no extractions in this section.

	Prior Year (2nd Interim) (2017-18)	Budget Year (2018-19)	1st Subsequent Year (2019-20)	2nd Subsequent Year (2020-21)
Number of certificated (non-management) full-time-equivalent (FTE) positions	578.8	582.8	586.8	590.8

Certificated (Non-management) Salary and Benefit Negotiations

1. Are salary and benefit negotiations settled for the budget year?

No

If Yes, and the corresponding public disclosure documents have been filed with the COE, complete questions 2 and 3.

If Yes, and the corresponding public disclosure documents have not been filed with the COE, complete questions 2-5.

If No, identify the unsettled negotiations including any prior year unsettled negotiations and then complete questions 6 and 7.

Negotiations are open for 2018-19.

Negotiations Settled

2a. Per Government Code Section 3547.5(a), date of public disclosure board meeting:

--

2b. Per Government Code Section 3547.5(b), was the agreement certified by the district superintendent and chief business official?

If Yes, date of Superintendent and CBO certification:

3. Per Government Code Section 3547.5(c), was a budget revision adopted to meet the costs of the agreement?

If Yes, date of budget revision board adoption:

4. Period covered by the agreement:

Begin Date:

--

End Date:

--

5. Salary settlement:

Budget Year
(2018-19)

1st Subsequent Year
(2019-20)

2nd Subsequent Year
(2020-21)

Is the cost of salary settlement included in the budget and multiyear projections (MYPs)?

--	--	--

One Year Agreement

Total cost of salary settlement

--	--	--

% change in salary schedule from prior year
or

--

Multiyear Agreement

Total cost of salary settlement

--	--	--

% change in salary schedule from prior year
(may enter text, such as "Reopener")

--	--	--

Identify the source of funding that will be used to support multiyear salary commitments:

--

Negotiations Not Settled

6. Cost of a one percent increase in salary and statutory benefits

645,897

7. Amount included for any tentative salary schedule increases

Budget Year (2018-19)	1st Subsequent Year (2019-20)	2nd Subsequent Year (2020-21)
0	0	0

Certificated (Non-management) Health and Welfare (H&W) Benefits

- Are costs of H&W benefit changes included in the budget and MYPs?
- Total cost of H&W benefits
- Percent of H&W cost paid by employer
- Percent projected change in H&W cost over prior year

Budget Year (2018-19)	1st Subsequent Year (2019-20)	2nd Subsequent Year (2020-21)
Yes	Yes	Yes
9,584,321	10,010,164	10,440,266
96.0%	96.0%	96.0%
6.0%	4.0%	4.0%

Certificated (Non-management) Prior Year Settlements

Are any new costs from prior year settlements included in the budget?
If Yes, amount of new costs included in the budget and MYPs
If Yes, explain the nature of the new costs:

No		
----	--	--

Certificated (Non-management) Step and Column Adjustments

- Are step & column adjustments included in the budget and MYPs?
- Cost of step & column adjustments
- Percent change in step & column over prior year

Budget Year (2018-19)	1st Subsequent Year (2019-20)	2nd Subsequent Year (2020-21)
Yes	Yes	Yes
858,477	872,213	886,168
1.6%	1.6%	1.6%

Certificated (Non-management) Attrition (layoffs and retirements)

- Are savings from attrition included in the budget and MYPs?
- Are additional H&W benefits for those laid-off or retired employees included in the budget and MYPs?

Budget Year (2018-19)	1st Subsequent Year (2019-20)	2nd Subsequent Year (2020-21)
Yes	Yes	Yes
Yes	Yes	Yes

Certificated (Non-management) - Other

List other significant contract changes and the cost impact of each change (i.e., class size, hours of employment, leave of absence, bonuses, etc.):

S8B. Cost Analysis of District's Labor Agreements - Classified (Non-management) Employees

DATA ENTRY: Enter all applicable data items; there are no extractions in this section.

	Prior Year (2nd Interim) (2017-18)	Budget Year (2018-19)	1st Subsequent Year (2019-20)	2nd Subsequent Year (2020-21)
Number of classified (non-management) FTE positions	372.4	377.4	377.4	377.4

Classified (Non-management) Salary and Benefit Negotiations

1. Are salary and benefit negotiations settled for the budget year?

No

If Yes, and the corresponding public disclosure documents have been filed with the COE, complete questions 2 and 3.

If Yes, and the corresponding public disclosure documents have not been filed with the COE, complete questions 2-5.

If No, identify the unsettled negotiations including any prior year unsettled negotiations and then complete questions 6 and 7.

Negotiations are open for 2018-19.

Negotiations Settled

2a. Per Government Code Section 3547.5(a), date of public disclosure board meeting:

2b. Per Government Code Section 3547.5(b), was the agreement certified by the district superintendent and chief business official?

If Yes, date of Superintendent and CBO certification:

3. Per Government Code Section 3547.5(c), was a budget revision adopted to meet the costs of the agreement?

If Yes, date of budget revision board adoption:

4. Period covered by the agreement:

Begin Date:

End Date:

5. Salary settlement:

Budget Year
(2018-19)

1st Subsequent Year
(2019-20)

2nd Subsequent Year
(2020-21)

Is the cost of salary settlement included in the budget and multiyear projections (MYPs)?

--	--	--

One Year Agreement

Total cost of salary settlement

--	--	--

% change in salary schedule from prior year

--

or

Multiyear Agreement

Total cost of salary settlement

--	--	--

% change in salary schedule from prior year (may enter text, such as "Reopener")

--	--	--

Identify the source of funding that will be used to support multiyear salary commitments:

Negotiations Not Settled

6. Cost of a one percent increase in salary and statutory benefits

198,722

Budget Year
(2018-19)

1st Subsequent Year
(2019-20)

2nd Subsequent Year
(2020-21)

7. Amount included for any tentative salary schedule increases

0	0	0
---	---	---

Classified (Non-management) Health and Welfare (H&W) Benefits

	Budget Year (2018-19)	1st Subsequent Year (2019-20)	2nd Subsequent Year (2020-21)
1. Are costs of H&W benefit changes included in the budget and MYPs?	Yes	Yes	Yes
2. Total cost of H&W benefits	4,187,168	4,354,000	4,522,580
3. Percent of H&W cost paid by employer	96.0%	96.0%	96.0%
4. Percent projected change in H&W cost over prior year	4.0%	4.0%	4.0%

Classified (Non-management) Prior Year Settlements

Are any new costs from prior year settlements included in the budget?
If Yes, amount of new costs included in the budget and MYPs
If Yes, explain the nature of the new costs:

No		
----	--	--

Classified (Non-management) Step and Column Adjustments

	Budget Year (2018-19)	1st Subsequent Year (2019-20)	2nd Subsequent Year (2020-21)
1. Are step & column adjustments included in the budget and MYPs?	Yes	Yes	Yes
2. Cost of step & column adjustments	160,458	162,063	163,684
3. Percent change in step & column over prior year	1.0%	1.0%	1.0%

Classified (Non-management) Attrition (layoffs and retirements)

	Budget Year (2018-19)	1st Subsequent Year (2019-20)	2nd Subsequent Year (2020-21)
1. Are savings from attrition included in the budget and MYPs?	Yes	Yes	Yes
2. Are additional H&W benefits for those laid-off or retired employees included in the budget and MYPs?	Yes	Yes	Yes

Classified (Non-management) - Other

List other significant contract changes and the cost impact of each change (i.e., hours of employment, leave of absence, bonuses, etc.):

S8C. Cost Analysis of District's Labor Agreements - Management/Supervisor/Confidential Employees

DATA ENTRY: Enter all applicable data items; there are no extractions in this section.

	Prior Year (2nd Interim) (2017-18)	Budget Year (2018-19)	1st Subsequent Year (2019-20)	2nd Subsequent Year (2020-21)
Number of management, supervisor, and confidential FTE positions	81.9	83.9	83.9	83.9

Management/Supervisor/Confidential Salary and Benefit Negotiations

1. Are salary and benefit negotiations settled for the budget year?

No

If Yes, complete question 2.

If No, identify the unsettled negotiations including any prior year unsettled negotiations and then complete questions 3 and 4.

FESMA is not a recognized bargaining unit. This group will likely receive comparable compensation granted to the teacher bargaining unit.

If n/a, skip the remainder of Section S8C.

Negotiations Settled

2. Salary settlement:

Is the cost of salary settlement included in the budget and multiyear projections (MYPs)?

Total cost of salary settlement

% change in salary schedule from prior year (may enter text, such as "Reopener")

	Budget Year (2018-19)	1st Subsequent Year (2019-20)	2nd Subsequent Year (2020-21)
Is the cost of salary settlement included in the budget and multiyear projections (MYPs)?			
Total cost of salary settlement			
% change in salary schedule from prior year (may enter text, such as "Reopener")			

Negotiations Not Settled

3. Cost of a one percent increase in salary and statutory benefits

121,499

4. Amount included for any tentative salary schedule increases

	Budget Year (2018-19)	1st Subsequent Year (2019-20)	2nd Subsequent Year (2020-21)
Amount included for any tentative salary schedule increases	0	0	0

Management/Supervisor/Confidential Health and Welfare (H&W) Benefits

- Are costs of H&W benefit changes included in the budget and MYPs?
- Total cost of H&W benefits
- Percent of H&W cost paid by employer
- Percent projected change in H&W cost over prior year

	Budget Year (2018-19)	1st Subsequent Year (2019-20)	2nd Subsequent Year (2020-21)
Are costs of H&W benefit changes included in the budget and MYPs?	Yes	Yes	Yes
Total cost of H&W benefits	1,413,058	1,472,189	1,531,911
Percent of H&W cost paid by employer	96.0%	96.0%	96.0%
Percent projected change in H&W cost over prior year	4.0%	4.2%	4.0%

Management/Supervisor/Confidential Step and Column Adjustments

- Are step & column adjustments included in the budget and MYPs?
- Cost of step and column adjustments
- Percent change in step & column over prior year

	Budget Year (2018-19)	1st Subsequent Year (2019-20)	2nd Subsequent Year (2020-21)
Are step & column adjustments included in the budget and MYPs?	Yes	Yes	Yes
Cost of step and column adjustments	144,826	147,002	149,210
Percent change in step & column over prior year	1.5%	1.5%	1.5%

Management/Supervisor/Confidential Other Benefits (mileage, bonuses, etc.)

- Are costs of other benefits included in the budget and MYPs?
- Total cost of other benefits
- Percent change in cost of other benefits over prior year

	Budget Year (2018-19)	1st Subsequent Year (2019-20)	2nd Subsequent Year (2020-21)
Are costs of other benefits included in the budget and MYPs?	No	No	No
Total cost of other benefits	0	0	0
Percent change in cost of other benefits over prior year	0.0%	0.0%	0.0%

S9. Local Control and Accountability Plan (LCAP)

Confirm that the school district's governing board has adopted an LCAP or an update to the LCAP effective for the budget year.

DATA ENTRY: Click the appropriate Yes or No button in item 1, and enter the date in item 2.

1. Did or will the school district's governing board adopt an LCAP or approve an update to the LCAP effective for the budget year?

2. Approval date for adoption of the LCAP or approval of an update to the LCAP.

S10. LCAP Expenditures

Confirm that the school district's budget includes the expenditures necessary to implement the LCAP or annual update to the LCAP.

DATA ENTRY: Click the appropriate Yes or No button.

Does the school district's budget include the expenditures necessary to implement the LCAP or annual update to the LCAP as described in the Local Control and Accountability Plan and Annual Update Template, Section 3: Actions, Services and Expenditures?

ADDITIONAL FISCAL INDICATORS

The following fiscal indicators are designed to provide additional data for reviewing agencies. A "Yes" answer to any single indicator does not necessarily suggest a cause for concern, but may alert the reviewing agency to the need for additional review.

DATA ENTRY: Click the appropriate Yes or No button for items A1 through A9 except item A3, which is automatically completed based on data in Criterion 2.

- | | |
|--|-----|
| A1. Do cash flow projections show that the district will end the budget year with a negative cash balance in the general fund? | No |
| A2. Is the system of personnel position control independent from the payroll system? | Yes |
| A3. Is enrollment decreasing in both the prior fiscal year and budget year? (Data from the enrollment budget column and actual column of Criterion 2A are used to determine Yes or No) | Yes |
| A4. Are new charter schools operating in district boundaries that impact the district's enrollment, either in the prior fiscal year or budget year? | No |
| A5. Has the district entered into a bargaining agreement where any of the budget or subsequent years of the agreement would result in salary increases that are expected to exceed the projected state funded cost-of-living adjustment? | No |
| A6. Does the district provide uncapped (100% employer paid) health benefits for current or retired employees? | No |
| A7. Is the district's financial system independent of the county office system? | No |
| A8. Does the district have any reports that indicate fiscal distress pursuant to Education Code Section 42127.6(a)? (If Yes, provide copies to the county office of education) | No |
| A9. Have there been personnel changes in the superintendent or chief business official positions within the last 12 months? | Yes |

When providing comments for additional fiscal indicators, please include the item number applicable to each comment.

Comments:
(optional)

A9: New Assistant Superintendent of Business effective July 1, 2017.

End of School District Budget Criteria and Standards Review

DISCUSSION/ACTION ITEM

DATE: June 19, 2018
TO: Robert Pletka, Ed.D., District Superintendent
FROM: Robert R. Coghlan, Ph.D., Assistant Superintendent, Business Services
PREPARED BY: Melissa Greenwood, Director, Business Services
SUBJECT: **ADOPT RESOLUTION #17/18-23 REGARDING THE EDUCATION PROTECTION ACCOUNT**

Background: Proposition 30 added Article XIII, Section 36, to the California Constitution. The new temporary tax revenues generated from Proposition 30 are deposited into a newly-created State account called the Education Protection Account (EPA). Funds will be distributed by the State to local districts on a quarterly basis in 2018/2019.

Rationale: Article XIII, section 36, stipulates how the monies are to be spent. The Article also requires each school district to disclose how it will spend its share of the EPA in open session of a public meeting of the governing board.

Funding: The estimated District's share of the Education Protection Account for 2018/2019 is \$14,496,526. This amount offsets revenues previously received through the District's revenue limit. This is not new revenue to the District. The District will spend this funding on instruction (teacher salaries).

Recommendation: Adopt Resolution #17/18-23 regarding the Education Protection Account.

RC:MG:gs
Attachments

**ADOPT RESOLUTION #17/18-23
REGARDING THE EDUCATION PROTECTION ACCOUNT**

WHEREAS, the voters approved Proposition 30 on November 6, 2012;

WHEREAS, Proposition 30 added Article XIII, Section 36 to the California Constitution effective November 7, 2012;

WHEREAS, the voters approved Proposition 55 on November 8, 2016, which extended the Proposition 30 temporary income tax increase on high income earners by twelve years through 2030:

WHEREAS, the provisions of Article XIII, Section 36(e) create in the state General Fund an Education Protection Account to receive and disburse the revenues derived from the incremental increases in taxes imposed by Article XIII, Section 36(f);

WHEREAS, before June 30 of each year, the Director of Finance shall estimate the total amount of additional revenues, less refunds that will be derived from the incremental increases in tax rates made pursuant to Article XIII, Section 36(f) that will be available for transfer into the Education Protection Account during the next fiscal year;

WHEREAS, if the sum determined by the State Controller is positive, the State Controller shall transfer the amount calculated into the Education Protection Account within ten days preceding the end of the fiscal year;

WHEREAS, all monies in the Education Protection Account are hereby continuously appropriated for the support of school districts, county offices of education, charter schools and community college districts;

WHEREAS, monies deposited in the Education Protection Account shall not be used to pay any costs incurred by the Legislature, the Governor or any agency of state government;

WHEREAS, a community college district, county office of education, school district, or charter school shall have the sole authority to determine how the monies received from the Education Protection Account are spent in the school or schools within its jurisdiction;

WHEREAS, the governing board of the district shall make the spending determinations with respect to monies received from the Education Protection Account in open session of a public meeting of the governing board;

WHEREAS, the monies received from the Education Protection Account shall not be used for salaries or benefits for administrators or any other administrative cost;

WHEREAS, each community college district, county office of education, school district and charter school shall annually publish on its Internet website an accounting of how much money was received from the Education Protection Account and how that money was spent;

WHEREAS, the annual independent financial and compliance audit required of community college districts, county offices of education, school districts and charter schools shall ascertain and verify whether the funds provided from the Education Protection Account have been properly disbursed and expended as required by Article XIII, Section 36 of the California Constitution;

WHEREAS, expenses incurred by community college districts, county offices of education, school districts and charter schools to comply with the additional audit requirements of Article XIII, Section 36 may be paid with funding from the Education

Protection Act and shall not be considered administrative costs for purposes of Article XIII, Section 36.

NOW, THEREFORE, IT IS HEREBY RESOLVED:

1. The monies received from the Education Protection Account shall be spent as required by Article XIII, Section 36 and the spending determinations on how the money will be spent shall be made in open session of a public meeting of the governing board of Fullerton School District;

2. In compliance with Article XIII, Section 36(e), with the California Constitution, the governing board of the Fullerton School District has determined to spend the monies received from the Education Protection Act as attached.

DATED: June 19, 2018.

Board Member

Board Member

Board Member

Board Member

Board Member

2018-19 Education Protection Account
Program by Resource Report
Expenditures by Function - Detail

FULLERTON SCHOOL DISTRICT

Expenditures: July 1, 2018 - June 30, 2019

For Fund 01, Resource 1400 Education Protection Account

Description	Object Codes	Amount
AMOUNT AVAILABLE FOR THIS FISCAL YEAR		
Adjusted Beginning Fund Balance	9791-9795	0.00
Local Control Funding Formula Sources	8010-8099	14,496,526.00
Federal Revenue	8100-8299	0.00
Other State Revenue	8300-8599	0.00
Other Local Revenue	8600-8799	0.00
All Other Financing Sources and Contributions	8900-8999	0.00
Deferred Revenue	9650	0.00
TOTAL AVAILABLE		14,496,526.00
EXPENDITURES AND OTHER FINANCING USES		
(Functions 1000-7999)		
Instruction	1000-1999	14,496,526.00
Instruction-Related Services		
Instructional Supervision and Administration	2100-2150	0.00
AU of a Multidistrict SELPA	2200	0.00
Instructional Library, Media, and Technology	2420	0.00
Other Instructional Resources	2490-2495	0.00
School Administration	2700	0.00
Pupil Services		
Guidance and Counseling Services	3110	0.00
Psychological Services	3120	0.00
Attendance and Social Work Services	3130	0.00
Health Services	3140	0.00
Speech Pathology and Audiology Services	3150	0.00
Pupil Testing Services	3160	0.00
Pupil Transportation	3600	0.00
Food Services	3700	0.00
Other Pupil Services	3900	0.00
Ancillary Services	4000-4999	0.00
Community Services	5000-5999	0.00
Enterprise	6000-6999	0.00
General Administration	7000-7999	0.00
Plant Services	8000-8999	0.00
Other Outgo	9000-9999	0.00
TOTAL EXPENDITURES AND OTHER FINANCING USES		14,496,526.00
BALANCE (Total Available minus Total Expenditures and Other Financing Uses)		0.00

CONSENT ITEM

DATE: June 19, 2018

TO: Robert Pletka, Ed.D., District Superintendent

FROM: Robert R. Coghlan, Ph.D., Assistant Superintendent, Business Services

PREPARED BY: Melissa Greenwood, Director, Business Services

SUBJECT: **ADOPT RESOLUTION #17/18-24 TO ESTABLISH TEMPORARY INTERFUND TRANSFERS OF SPECIAL OR RESTRICTED FUND MONIES**

Background: In order to provide flexibility in having cash available to meet its financial obligations, the Board of Trustees may direct that money held in any fund or account may be temporarily transferred to another fund or account of the District as authorized by Education Code section 42603.

The amounts transferred shall be repaid either the same fiscal year or no later than 120 days from year-end.

Rationale: This agenda item will allow, if necessary, the use of temporary interfund transfers and will allow the District to meet its financial obligations.

Funding: Not applicable.

Recommendation: Adopt Resolution #17/18-24 to establish temporary interfund transfers of special or restricted fund monies.

RC:MG:gs
Attachment

FULLERTON SCHOOL DISTRICT

RESOLUTION #17/18-24 TO ESTABLISH TEMPORARY INTERFUND TRANSFERS OF SPECIAL OR RESTRICTED FUND MONIES

ON MOTION of Member _____, seconded by Member _____, the following Resolution is hereby adopted:

WHEREAS, the governing board of any school district may direct that monies held in any fund or account may be temporarily transferred to another fund or account of the District for payment of obligations as authorized by Education Code section 42603; and

WHEREAS, the transfer shall be accounted for as temporary borrowing between funds or accounts and shall not be available for appropriation, or be considered income, to the borrowing fund or account; and

WHEREAS, amounts transferred shall be repaid either in the same fiscal year, or in the following fiscal year, if the transfer takes place within the final 120 calendar days of a fiscal year.

NOW THEREFORE, BE IT RESOLVED that the Board of Trustees of the Fullerton School District, in accordance with the provisions of Education Code section 42603, adopts the following authorization for fiscal year 2018/2019 to temporarily transfer funds between the following funds provided that all transfers are approved by the Superintendent or designee:

FUND NO.DESCRPTION

01	General Fund
12	Child Development Fund
13	Cafeteria Special Revenue Fund
14	Deferred Maintenance Fund
21	Building Fund
25	Capital Facilities Fund
40	Special Reserve for Capital Outlay Fund
67	Self Insurance Fund

PASSED AND ADOPTED by the Board of Trustees on June 19, 2018, by the following vote:

AYES: _____ NOES: _____ ABSTAIN _____ ABSENT: _____

STATE OF CALIFORNIA)
) ss
COUNTY OF ORANGE)

I, _____, Clerk/Secretary of the Board of Trustees, do hereby certify that the foregoing is a full, true, and correct copy of a Resolution passed and adopted by the Board at a regularly called and conducted meeting held on said date.

WITNESS my hand this 19th day of June 2018

Clerk/Secretary, Board of Trustees

DISCUSSION/ACTION ITEM

DATE: June 19, 2018
TO: Robert Pletka, Ed.D., District Superintendent
FROM: Chad Hammitt, Ed.D., Assistant Superintendent, Personnel Services
SUBJECT: APPROVE NEW BOARD POLICY

Background: The following revised board policy was presented to the Board of Trustees for the first reading at the June 5, 2018 Board Meeting:

New:
Business and Noninstructional Operations
BP 3515 Campus Security

No further input was received and no changes are necessary.

Rationale: Ongoing revisions ensure that District maintains compliance within State and federal laws and regulations.

Funding: Not applicable.

Recommendation: Approve new Board Policy.

CH:nm
Attachment

Fullerton School District
Board Policy
Business and Noninstructional Operations

BP 3515

Campus Security
Board Adopted:

The Board of Trustees is committed to providing a school environment that promotes the safety of students, employees, and visitors to school grounds. The Board also recognizes the importance of protecting District property, facilities, and equipment from vandalism and theft.

The Superintendent or designee shall develop campus security procedures which are consistent with the goals and objectives of the District's comprehensive safety plan and site-level safety plans. Such procedures shall be regularly reviewed to reflect changed circumstances and to assess their effectiveness in achieving safe school objectives.

Surveillance Systems

The Board believes that reasonable use of surveillance cameras will help the District achieve its goals for campus security. Surveillance cameras are not intended to protect individuals from being the victims of violent or property-related crimes, or to detect other potentially illegal or undesirable activities which may occur, although any video information obtained by such methods may be used as evidence in such cases. The Fullerton School District's camera system shall not be represented at any time as enhancing or ensuring the personal safety of any individual under any circumstances.

In consultation with the safety planning committee and relevant staff, the Superintendent or designee shall identify appropriate locations for the placement of surveillance cameras. Cameras shall not be placed in areas where students, staff, or community members have a reasonable expectation of privacy. Any audio capability on the District's surveillance equipment shall be disabled so that sounds are not recorded.

Prior to the operation of the surveillance system, the Superintendent or designee shall ensure that signs are posted at conspicuous locations at affected school buildings and grounds. These signs shall inform students, staff, and visitors that surveillance may occur and shall state whether the district's system is actively monitored by school personnel. The Superintendent or designee shall also provide prior written notice to students and parents/guardians about the District's surveillance system, including the locations where surveillance may occur, explaining that the recordings may be used in disciplinary proceedings, and that matters captured by the camera may be referred to local law enforcement, as appropriate.

To the extent that any images from the District's surveillance system create a student or personnel record, the Superintendent or designee shall ensure that the images are accessed, retained, and disclosed in accordance with law, Board policy, administrative regulation, and any applicable collective bargaining agreements.

Legal Reference:

EDUCATION CODE

32020 Access gates
32211 Threatened disruption or interference with classes
32280-32288 School safety plans
35160 Authority of governing boards
35160.1 Broad authority of school districts
38000-38005 Security patrols
49050-49051 Searches by school employees
49060-49079 Student records

PENAL CODE

469 Unauthorized making, duplicating or possession of key to public building
626-626.10 Disruption of schools

CALIFORNIA CONSTITUTION

Article 1, Section 28(c) Right to Safe Schools

UNITED STATES CODE, TITLE 20

1232g Family Educational Rights and Privacy Act

COURT DECISIONS

New Jersey v. T.L.O. (1985) 469 U.S. 325

ATTORNEY GENERAL OPINIONS

83 Ops.Cal.Atty.Gen. 257 (2000)
75 Ops.Cal.Atty.Gen. 155 (1992)

Management Resources:

CALIFORNIA DEPARTMENT OF EDUCATION PUBLICATIONS

Safe Schools: A Planning Guide for Action, 2002

NATIONAL INSTITUTE OF JUSTICE PUBLICATIONS

The Appropriate and Effective Use of Security Technologies in U.S. Schools: A Guide for Schools and Law Enforcement Agencies, 1999

WEB SITES

CSBA: <http://www.csba.org>

California Department of Education, Safe Schools Office: <http://www.cde.ca.gov/lr/ss>

National Institute of Justice: <http://www.ojp.usdoj.gov/nij>

CSBA Revisions

03/07

DISCUSSION/ACTION ITEM

DATE: June 19, 2018

TO: Robert Pletka, Ed.D., District Superintendent

FROM: Emy Flores, Ed.D., Assistant Superintendent, Educational Services

PREPARED BY: Marilee Cosgrove, Director, Child Development Services

SUBJECT: **ADOPT RESOLUTION #18/19-01 AND APPROVE 2018/2019 CHILD DEVELOPMENT STATE PRESCHOOL CONTRACT EFFECTIVE JULY 1, 2018 THROUGH JUNE 30, 2019**

Background: Fullerton School District operates a State Preschool Program funded through the State Department of Education Child Care and Development Division. The District's State Preschool Program serves three- to five-year-olds in classes at Commonwealth, Hermosa Drive, Maple, Orangethorpe, Pacific Drive, Richman, Valencia Park, and Woodcrest Schools. The funds are to be used for staffing, materials, and supplies. In addition, Child Development contracts require an adopted resolution certifying the local agreement to implement Child Care and Development Services.

Rationale: The State Preschool Program provides an enriched preschool practice emphasizing experiences that support skills and concepts for school readiness. Health services and parent education covering a variety of topics are also provided. The programs are designed for children of low to medium socio-economic families. Resolution #18/19-01 delegates contract authority for the period July 1, 2018 through June 30, 2019 to the District Superintendent and Assistant Superintendent of Business Services.

Funding: Fullerton School District will receive a maximum total reimbursable amount of \$2,043,491 to be allotted to the State Preschool Program. Funding is applied to Child Development budget (#310).

Recommendation: Adopt Resolution #18/19-01 and approve 2018/2019 Child Development State Preschool Contract effective July 1, 2018 through June 30, 2019.

EF:MC:ln
Attachment

**FULLERTON SCHOOL DISTRICT
RESOLUTION NUMBER 18/19-01**

CERTIFYING LOCAL AGREEMENT TO IMPLEMENT CHILD CARE AND DEVELOPMENT SERVICES AND DELEGATING THE POWER TO CONTRACT AND SIGN APPLICATIONS FOR STATE FUNDING FOR CHILD CARE AND DEVELOPMENT SERVICES AND OTHER PROJECTS TO THE DISTRICT SUPERINTENDENT AND ASSISTANT SUPERINTENDENT OF BUSINESS SERVICES

(PURSUANT TO EDUCATION CODE 39656)

WHEREAS, Section 39656 of the California Education Code authorizes the Board of Trustees of a school district to delegate by a majority vote of the Board its power to contract and to sign applications for State funding and other projects to the District Superintendent or his designee, subject to subsequent ratification by the Board; and

WHEREAS, this Board desires that Child Care and Development Services be provided without interruption; and

WHEREAS, this Board desires to apply for State Child Care and Development Services funding for which the Fullerton School District qualifies;

NOW, THEREFORE, BE IT RESOLVED that the Board of Trustees of the Fullerton School District hereby delegates to the District Superintendent and the Assistant Superintendent of Business Services for the period of July 1, 2018 through June 30, 2019 the power to sign and enter into Child Care and Development Services contracts and agreements with the State of California and to sign application documents relative to Child Care and Development Services funding.

PASSED AND ADOPTED by the Board of Trustees of the Fullerton School District this 19th day of June, 2018 by the following vote:

AYES: _____
NOES: _____
ABSENT: _____
ABSTAINED: _____

FULLERTON SCHOOL DISTRICT

By: _____
Beverly Berryman, President
Board of Trustees

Attest: _____
Chris Thompson, Clerk
Board of Trustees



CALIFORNIA DEPARTMENT OF EDUCATION

1430 N Street

Sacramento, CA 95814-5901

F.Y. 18 - 19

DATE: July 01, 2018

CONTRACT NUMBER: CSPP-8344

PROGRAM TYPE: CALIFORNIA STATE
PRESCHOOL PROGRAM

PROJECT NUMBER: 30-6650-00-8

LOCAL AGREEMENT FOR CHILD DEVELOPMENT SERVICES

CONTRACTOR'S NAME: FULLERTON ELEMENTARY SCHOOL DISTRICT

This Agreement is entered into between the State Agency and the Contractor named above. The Contractor agrees to comply with the CONTINUED FUNDING APPLICATION FY 18-19, the GENERAL TERMS AND CONDITIONS* (GTC 04/2017), the STATE PRESCHOOL PROGRAM REQUIREMENTS*, and the FUNDING TERMS AND CONDITIONS* (FT&C), which are by this reference made a part of the Agreement. Where the GTC 04/2017 conflicts with either the Program Requirements or the FT&C, the Program Requirements or the FT&C will prevail.

Funding of this Agreement is contingent upon appropriation and availability of sufficient funds. This Agreement may be terminated immediately by the State if funds are not appropriated or available in amounts sufficient to fund the State's obligations under this Agreement.

The period of performance for this Agreement is July 01, 2018 through June 30, 2019. For satisfactory performance of the required services, the Contractor shall be reimbursed in accordance with the Determination of Reimbursable Amount section of the FT&C, at a rate not to exceed \$45.73 per child day of full time enrollment and a Maximum Reimbursable Amount (MRA) of \$2,043,491.00.

Service Requirements

Minimum Child Days of Enrollment (CDE) Requirement 44,686.0

Minimum Days of Operation (MDO) Requirement 180

Any provision of this Agreement found to be in violation of Federal or State statute or regulation shall be invalid, but such a finding shall not affect the remaining provisions of this Agreement.

Items shown with an asterisk (*) can be viewed at <https://www.cde.ca.gov/fg/aa/cd/ftc2018.asp>

STATE OF CALIFORNIA		CONTRACTOR				
BY (AUTHORIZED SIGNATURE)		BY (AUTHORIZED SIGNATURE)				
PRINTED NAME OF PERSON SIGNING Jaymi Brown,		PRINTED NAME AND TITLE OF PERSON SIGNING Robert Pietka, Ed.D., District Superintendent				
TITLE Contract Manager		ADDRESS 1401 W. Valencia Dr., Fullerton, CA 92833				
AMOUNT ENCUMBERED BY THIS DOCUMENT \$ 2,043,491	PROGRAM/CATEGORY (CODE AND TITLE) Child Development Programs	FUND TITLE General		Department of General Services use only		
PRIOR AMOUNT ENCUMBERED FOR THIS CONTRACT \$ 0	(OPTIONAL USE) 0656 23038-6650					
TOTAL AMOUNT ENCUMBERED TO DATE \$ 2,043,491	ITEM 30.10.010. 6100-196-0001	CHAPTER B/A	STATUTE 2018			FISCAL YEAR 2018-2019
OBJECT OF EXPENDITURE (CODE AND TITLE) 702 SACS: Res-6105 Rev-8590						
I hereby certify upon my own personal knowledge that budgeted funds are available for the period and purpose of the expenditure stated above.		T. B. A. NO.	B. R. NO.			
SIGNATURE OF ACCOUNTING OFFICER		DATE				

DISCUSSION/ACTION ITEM

DATE: June 19, 2018

TO: Robert Pletka, Ed.D., District Superintendent

FROM: Emy Flores, Ed.D., Assistant Superintendent, Educational Services

PREPARED BY: Marilee Cosgrove, Director, Child Development Services

SUBJECT: **ADOPT RESOLUTION #18/19-02 AND APPROVE 2018/2019 CHILD DEVELOPMENT PREKINDERGARTEN FAMILY LITERACY PROGRAM INSTRUCTIONAL MATERIALS AND SUPPLIES CONTRACT EFFECTIVE JULY 1, 2018 THROUGH JUNE 30, 2019**

Background: Fullerton School District operates a State Preschool Program funded through the State Department of Education Child Care and Development Division. The District's State Preschool Program serves three- to five-year-olds in classes at Commonwealth, Hermosa Drive, Maple, Orangethorpe, Pacific Drive, Richman, Valencia Park, and Woodcrest Schools.

Rationale: The California Child Care and Development Division offers districts operating a State Preschool Program an Instructional Materials Contract. These funds are to be used for the purchase of interactive family and child literacy instructional materials and supplies. In addition, Child Development contracts require an adopted resolution certifying the local agreement to implement Child Care and Development Services. Resolution #18/19-02 delegates contract authority for the period July 1, 2018 through June 30, 2019 to the District Superintendent and Assistant Superintendent of Business Services.

Funding: Fullerton School District will receive a total of \$15,000 to be applied to Child Development budget (#311).

Recommendation: Adopt Resolution #18/19-02 and approve 2018/2019 Child Development Prekindergarten Family Literacy Program Instructional Materials and Supplies Contract effective July 1, 2018 through June 30, 2019.

EF:MC:ln
Attachment

**FULLERTON SCHOOL DISTRICT
RESOLUTION NUMBER 18/19-02**

CERTIFYING LOCAL AGREEMENT TO IMPLEMENT CHILD CARE AND DEVELOPMENT SERVICES AND DELEGATING THE POWER TO CONTRACT AND SIGN APPLICATIONS FOR STATE FUNDING FOR CHILD CARE AND DEVELOPMENT SERVICES AND OTHER PROJECTS TO THE DISTRICT SUPERINTENDENT AND ASSISTANT SUPERINTENDENT OF BUSINESS SERVICES

(PURSUANT TO EDUCATION CODE 39656)

WHEREAS, Section 39656 of the California Education Code authorizes the Board of Trustees of a school district to delegate by a majority vote of the Board its power to contract and to sign applications for State funding and other projects to the District Superintendent or his designee, subject to subsequent ratification by the Board; and

WHEREAS, this Board desires that Child Care and Development Services be provided without interruption; and

WHEREAS, this Board desires to apply for State Child Care and Development Services funding for which the Fullerton School District qualifies;

NOW, THEREFORE, BE IT RESOLVED that the Board of Trustees of the Fullerton School District hereby delegates to the District Superintendent and the Assistant Superintendent of Business Services for the period of July 1, 2018 through June 30, 2019 the power to sign and enter into Child Care and Development Services contracts and agreements with the State of California and to sign application documents relative to Child Care and Development Services funding.

PASSED AND ADOPTED by the Board of Trustees of the Fullerton School District this 19th day of June, 2018 by the following vote:

AYES: _____

NOES: _____

ABSENT: _____

ABSTAINED: _____

FULLERTON SCHOOL DISTRICT

By: _____
Beverly Berryman, President
Board of Trustees

Attest: _____
Chris Thompson, Clerk
Board of Trustees



CALIFORNIA DEPARTMENT OF EDUCATION

1430 N Street

Sacramento, CA 95814-5901

F.Y. 18 - 19

DATE: July 01, 2018

CONTRACT NUMBER: CPKS-8053

PROGRAM TYPE: PREKINDERGARTEN AND FAMILY LITERACY PROG

PROJECT NUMBER: 30-6650-00-8

LOCAL AGREEMENT FOR CHILD DEVELOPMENT SERVICES

CONTRACTOR'S NAME: FULLERTON ELEMENTARY SCHOOL DISTRICT

This Agreement is entered into between the State Agency and the Contractor named above. The Contractor agrees to comply with the CONTINUED FUNDING APPLICATION FY 18-19, the GENERAL TERMS AND CONDITIONS* (GTC 04/2017), the PREKINDERGARTEN AND FAMILY LITERACY SUPPORT PROGRAM REQUIREMENTS*, and the FUNDING TERMS AND CONDITIONS* (FT&C), which are by this reference made a part of the Agreement. Where the GTC 04/2017 conflicts with either the Program Requirements or the FT&C, the Program Requirements or the FT&C will prevail.

Funding of this Agreement is contingent upon appropriation and availability of sufficient funds. This Agreement may be terminated immediately by the State if funds are not appropriated or available in amounts sufficient to fund the State's obligations under this Agreement.

The period of performance for this Agreement is July 01, 2018 through June 30, 2019.

The total amount payable pursuant to this Agreement shall not exceed \$15,000.00.

Any provision of this Agreement found to be in violation of Federal or State statute or regulation shall be invalid, but such a finding shall not affect the remaining provisions of this Agreement.

Items shown with an asterisk (*) can be viewed at <https://www.cde.ca.gov/fg/aa/cd/ftc2018.asp>

STATE OF CALIFORNIA		CONTRACTOR				
BY (AUTHORIZED SIGNATURE)		BY (AUTHORIZED SIGNATURE)				
PRINTED NAME OF PERSON SIGNING Jaymi Brown,		PRINTED NAME AND TITLE OF PERSON SIGNING Robert Pietka, Ed.D., District Superintendent				
TITLE Contract Manager		ADDRESS 1401 W. Valencia Dr., Fullerton, CA 92833				
AMOUNT ENCUMBERED BY THIS DOCUMENT \$ 15,000	PROGRAM/CATEGORY (CODE AND TITLE) Child Development Programs	FUND TITLE General		Department of General Services use only		
PRIOR AMOUNT ENCUMBERED FOR THIS CONTRACT \$ 0	(OPTIONAL USE) 0656 24859-6650					
TOTAL AMOUNT ENCUMBERED TO DATE \$ 15,000	ITEM 30.10.010. 6100-196-0001	CHAPTER B/A	STATUTE 2018			FISCAL YEAR 2018-2019
	OBJECT OF EXPENDITURE (CODE AND TITLE) 702 SACS: Res-6052 Rev-8590					
I hereby certify upon my own personal knowledge that budgeted funds are available for the period and purpose of the expenditure stated above.		T.B.A. NO.	B.R. NO.			
SIGNATURE OF ACCOUNTING OFFICER		DATE				